

---

---

**UNITED STATES  
SECURITIES AND EXCHANGE COMMISSION**  
Washington D.C. 20549

---

**Form 10-K**

**ANNUAL REPORT PURSUANT TO SECTION 13 OR 15(d) OF THE SECURITIES EXCHANGE ACT OF 1934**  
**For the fiscal year ended March 31, 2012**

Or

**TRANSITION REPORT PURSUANT TO SECTION 13 OR 15(d) OF THE SECURITIES EXCHANGE ACT OF 1934**  
**For the transition period from            to            .**

**Commission file number 001-32312**

---

**Novelis Inc.**

(Exact name of registrant as specified in its charter)

**Canada**  
(State or other jurisdiction of  
incorporation or organization)  
  
**3560 Lenox Road, Suite 2000,**  
**Atlanta, GA**  
(Address of principal executive offices)

**98-0442987**  
(I.R.S. Employer  
Identification Number)

**30326**  
(Zip Code)

**(404) 760-4000**

(Registrant's telephone number, including area code)

**Securities registered pursuant to Section 12(b) of the Act:**  
**None**

**Securities registered pursuant to Section 12(g) of the Act:**  
**None**

---

Indicate by check mark if the Registrant is a well-known seasoned issuer, as defined in Rule 405 of the Securities Act of 1933. Yes  No

Indicate by check mark if the Registrant is not required to file reports pursuant to Section 13 or Section 15(d) of the Securities Exchange Act of 1934 (the "Exchange Act"). Yes  No

Indicate by check mark whether the registrant (1) has filed all reports required to be filed by Section 13 or 15(d) of the Exchange Act during the preceding 12 months (or for such shorter period that the Registrant was required to file such reports), and (2) has been subject to such filing requirements for the past 90 days. Yes  No

Indicate by check mark whether the registrant has submitted electronically and posted on its corporate Web site, if any, every Interactive Data File required to be submitted and posted pursuant to Rule 405 of Regulation S-T during the preceding 12 months (or for such shorter period that the registrant was required to submit and post such files). Yes  No

Indicate by check mark if disclosure of delinquent filers pursuant to Item 405 of Regulation S-K is not contained herein, and will not be contained, to the best of Registrant's knowledge, in definitive proxy or information statements incorporated by reference in Part III of this Form 10-K or any amendment to this Form 10-K.

Indicate by check mark whether the registrant is a large accelerated filer, an accelerated filer, a non-accelerated filer, or a smaller reporting company. See the definitions of "large accelerated filer," "accelerated filer" and "smaller reporting company" in Rule 12b-2 of the Exchange Act. (Check one):

Large accelerated filer	<input type="checkbox"/>	Accelerated filer	<input type="checkbox"/>
Non-accelerated filer	<input checked="" type="checkbox"/> (Do not check if a smaller reporting company)	Smaller reporting company	<input type="checkbox"/>

Indicate by check mark whether the Registrant is a shell company (as defined in Rule 12b-2 of the Exchange Act). Yes  No

As of May 24, 2012, the registrant had 1,000 common shares outstanding. All of the Registrant's outstanding shares were held indirectly by Hindalco Industries Ltd., the Registrant's parent company.

---

**DOCUMENTS INCORPORATED BY REFERENCE**

None

---

---

---

[Table of Contents](#)

[Index to Financial Statements](#)

**TABLE OF CONTENTS**

[SPECIAL NOTE REGARDING FORWARD-LOOKING STATEMENTS AND MARKET DATA](#)

**[PART I](#)**

<a href="#">Item 1. Business</a>	6
<a href="#">Item 1A. Risk Factors</a>	20
<a href="#">Item 1B. Unresolved Staff Comments</a>	28
<a href="#">Item 2. Properties</a>	28
<a href="#">Item 3. Legal Proceedings</a>	32
<a href="#">Item 4. Mine Safety Disclosures</a>	32

**[PART II](#)**

<a href="#">Item 5. Market for Registrant's Common Equity, Related Shareholder Matters and Issuer Purchases of Equity Securities</a>	33
<a href="#">Item 6. Selected Financial Data</a>	33
<a href="#">Item 7. Management's Discussion and Analysis of Financial Condition and Results of Operations</a>	35
<a href="#">Item 7A. Quantitative and Qualitative Disclosures About Market Risk</a>	62
<a href="#">Item 8. Financial Statements and Supplementary Data</a>	66
<a href="#">Item 9. Changes In and Disagreements With Accountants On Accounting and Financial Disclosure</a>	134
<a href="#">Item 9A. Controls and Procedures</a>	134
<a href="#">Item 9B. Other Information</a>	135

**[PART III](#)**

<a href="#">Item 10. Directors, Executive Officers and Corporate Governance</a>	136
<a href="#">Item 11. Executive Compensation</a>	141
<a href="#">Item 12. Security Ownership of Certain Beneficial Owners and Management and Related Shareholder Matters</a>	153
<a href="#">Item 13. Certain Relationships and Related Transactions and Director Independence</a>	153
<a href="#">Item 14. Principal Accountant Fees and Services</a>	155

**[PART IV](#)**

<a href="#">Item 15. Exhibits and Financial Statement Schedules</a>	156
---	-----

### **SPECIAL NOTE REGARDING FORWARD-LOOKING STATEMENTS AND MARKET DATA**

This document contains forward-looking statements that are based on current expectations, estimates, forecasts and projections about the industry in which we operate, and beliefs and assumptions made by our management. Such statements include, in particular, statements about our plans, strategies and prospects under the headings “Item 1. Business,” “Item 1A. Risk Factors” and “Item 7. Management’s Discussion and Analysis of Financial Condition and Results of Operations.” Words such as “expect,” “anticipate,” “intend,” “plan,” “believe,” “seek,” “estimate” and variations of such words and similar expressions are intended to identify such forward-looking statements. Examples of forward-looking statements in this Annual Report on Form 10-K include, but are not limited to, our expectations with respect to the impact of metal price movements on our financial performance; the effectiveness of our hedging programs and controls; and our future borrowing availability. These statements are based on beliefs and assumptions of Novelis’ management, which in turn are based on currently available information. These statements are not guarantees of future performance and involve assumptions and risks and uncertainties that are difficult to predict. Therefore, actual outcomes and results may differ materially from what is expressed, implied or forecasted in such forward-looking statements. We do not intend, and we disclaim any obligation, to update any forward-looking statements, whether as a result of new information, future events or otherwise.

This document also contains information concerning our markets and products generally, which is forward-looking in nature and is based on a variety of assumptions regarding the ways in which these markets and product categories will develop. These assumptions have been derived from information currently available to us and to the third party industry analysts quoted herein. This information includes, but is not limited to, product shipments and share of production. Actual market results may differ from those predicted. We do not know what impact any of these differences may have on our business, our results of operations, financial condition, and cash flow. Factors that could cause actual results or outcomes to differ from the results expressed or implied by forward-looking statements include, among other things:

- relationships with, and financial and operating conditions of, our customers, suppliers and other stakeholders;
- changes in the prices and availability of aluminum (or premiums associated with aluminum prices) or other materials and raw materials we use;
- fluctuations in the supply of, and prices for, energy in the areas in which we maintain production facilities;
- our ability to access financing to fund current operations and for future capital requirements;
- the level of our indebtedness and our ability to generate cash;
- lowering of our ratings by a credit rating agency;
- changes in the relative values of various currencies and the effectiveness of our currency hedging activities;
- union disputes and other employee relations issues;
- factors affecting our operations, such as litigation (including product liability claims), environmental remediation and clean-up costs, labor relations and negotiations, breakdown of equipment and other events;
- changes in general economic conditions, including deterioration in the global economy;
- changes in the fair value of derivative instruments or the failure of counterparties to our derivative instruments to honor their agreements;
- the capacity and effectiveness of our metal hedging activities;
- availability of production capacity;
- impairment of our goodwill and other intangible assets;
- loss of key management and other personnel, or an inability to attract such management and other personnel;

---

[Table of Contents](#)

[Index to Financial Statements](#)

- risks relating to future acquisitions or divestitures;
- our inability to successfully implement our growth initiatives;
- changes in interest rates that have the effect of increasing the amounts we pay under our senior secured credit facilities, other financing agreements and our defined benefit pension plans;
- risks relating to certain joint ventures and subsidiaries that we do not entirely control;
- the effect of new derivatives legislation on our ability to hedge risks associated with our business;
- competition from other aluminum rolled products producers as well as from substitute materials such as steel, glass, plastic and composite materials;
- cyclical demand and pricing within the principal markets for our products as well as seasonality in certain of our customers' industries;
- economic, regulatory and political factors within the countries in which we operate or sell our products, including changes in duties or tariffs; and
- changes in government regulations, particularly those affecting taxes and tax rates, health care reform, climate change, environmental, health or safety compliance.

The above list of factors is not exhaustive. These and other factors are discussed in more detail under "Item 1A. Risk Factors" and "Item 7. Management's Discussion and Analysis of Financial Condition and Results of Operations."

In this Annual Report on Form 10-K, unless otherwise specified, the terms "we," "our," "us," "Company," "Novelis" and "Novelis Group" refer to Novelis Inc., a company incorporated in Canada under the Canadian Business Corporations Act (CBCA) and its subsidiaries. References herein to "Hindalco" refer to Hindalco Industries Limited. In October 2007, Rio Tinto Group purchased all of the outstanding shares of Alcan Inc. References herein to "Alcan" refer to Rio Tinto Alcan Inc.

**Exchange Rate Data**

We prepare our financial statements in United States (U.S.) dollars. As of December 31, 2008, the Federal Reserve Bank of New York ceased the practice of maintaining and publishing historical exchange rates. From December 31, 2008 onward, we have used the CitiFX Benchmark, published by Citibank, for exchange rate information published daily as of 16:00 Greenwich Mean Time (GMT) (11:00 A.M. Eastern Standard Time).

The following table sets forth exchange rate information expressed in terms of Canadian dollars per U.S. dollar at the noon buying rate in New York City for cable transfers in foreign currencies as certified for customs purposes by the Federal Reserve Bank of New York. As noted above, the years ended March 31, 2012, 2011 and 2010 include exchange data from Citibank as of 16:00 GMT. The rates set forth below may differ from the actual rates used in our accounting processes and in the preparation of our consolidated financial statements.



---

[Table of Contents](#)

[Index to Financial Statements](#)

<u>Period</u>	<u>At Period End</u>	<u>Average Rate(A)</u>	<u>High</u>	<u>Low</u>
April 1, 2007 Through May 15, 2007(B)	1.0976	1.1022	1.1583	1.0976
May 16, 2007 Through March 31, 2008(B)	1.0275	1.0180	1.1028	0.9168
Year Ended March 31, 2009	1.2579	1.1247	1.2694	0.9938
Year Ended March 31, 2010	1.0144	1.0848	1.1881	1.0144
Year Ended March 31, 2011	0.9709	1.0206	1.0663	0.9709
Year Ended March 31, 2012	0.9973	0.9922	1.0433	0.9510

- (A) For periods after December 31, 2008, this represents the average of the 16:00 GMT buying rates on the last day of each month during the period. For periods before December 31, 2008, we used the average of the 17:00 Greenwich Mean Time (GMT) (12:00 P.M. Eastern Standard Time) on the last day of each month during the period.
- (B) See Note 1 — Business and Summary of Significant Accounting Policies (*Acquisition of Novelis Common Stock*) to our accompanying audited consolidated financial statements.

All dollar figures herein are in U.S. dollars unless otherwise indicated.

**Commonly Referenced Data**

As used in this Annual Report, “aluminum rolled products shipments” or “flat rolled product shipments” refers to aluminum rolled products shipments to third parties. References to “total shipments” or “shipments” include aluminum rolled products as well as certain other non-rolled product shipments, primarily ingot, scrap and primary remelt. The term “aluminum rolled products” is synonymous with the terms “flat rolled products” and “FRP” commonly used by manufacturers and third party analysts in our industry. All tonnages are stated in metric tonnes. One metric tonne is equivalent to 2,204.6 pounds. One kilotonne (kt) is 1,000 metric tonnes.

Our business is conducted under a conversion model that allows us to pass through increases or decreases in the price of aluminum to our customers. Nearly all of our products have a price structure with two components: (i) a pass through aluminum price based on the LME plus local market premiums and (ii) a “conversion premium.” The use of the term “conversion premium” in this Annual Report, refers to the conversion costs we charge our customers to produce the rolled product which reflects, among other factors, the competitive market conditions for that product, exclusive of the pass through aluminum price.

---

[Table of Contents](#)

[Index to Financial Statements](#)

**PART I**

**Item 1. Business**

**Overview**

We are the world's leading aluminum rolled products producer based on shipment volume in fiscal 2012, with flat rolled product shipments during that period of approximately 2,838 kt. We are the only company of our size and scope focused solely on aluminum rolled products markets and capable of local supply of technologically sophisticated aluminum products in all of the regions in which we operate. We are also the global leader in the recycling of used aluminum beverage cans. We had "Net sales" of approximately \$11.1 billion for the year ended March 31, 2012.

**Our History**

***Organization and Description of Business***

Novelis Inc. was formed in Canada on September 21, 2004. We produce aluminum sheet and light gauge products for use in the packaging market, which includes beverage and food can and foil products, as well as for use in the transportation, electronic, architectural, and industrial and other product markets. We also have recycling operations in several of our plants to recycle post-consumer aluminum, such as used-beverage cans (UBCs). As of March 31, 2012, we had operations in eleven countries on four continents: North America, Europe, Asia and South America, through 29 operating plants, including recycling operations in 12 of these plants. In addition to aluminum rolled products plants, our South American businesses include primary aluminum smelting and power generation facilities.

***Acquisition of Novelis Common Stock***

On May 15, 2007, the Company was acquired by Hindalco through its indirect wholly-owned subsidiary pursuant to a plan of arrangement (the Arrangement) at a price of \$44.93 per share. The aggregate purchase price for all of the Company's common shares was \$3.4 billion and Hindalco also assumed \$2.8 billion of Novelis' debt for a total transaction value of \$6.2 billion. Subsequent to completion of the Arrangement on May 15, 2007, all of our common shares were indirectly held by Hindalco.

***Amalgamation of AV Aluminum Inc. and Novelis Inc.***

Effective September 29, 2010, in connection with an internal restructuring transaction and pursuant to articles of amalgamation under the Canadian Business Corporations Act, we were amalgamated (the Amalgamation) with our direct parent AV Aluminum Inc., a Canadian corporation (AV Aluminum), to form an amalgamated corporation named Novelis Inc., also a Canadian corporation.

As a result of the Amalgamation, we and AV Aluminum continue our corporate existence, the amalgamated Novelis Inc. remains liable for all of our and AV Aluminum's obligations, and we continue to own all of our respective property. Since AV Aluminum was a holding company whose sole asset was the shares of the pre amalgamated Novelis, our business, management, board of directors and corporate governance procedures following the Amalgamation are identical to those of Novelis immediately prior to the Amalgamation. Novelis Inc., like AV Aluminum, remains an indirect, wholly-owned subsidiary of Hindalco. We have retrospectively recast all periods presented to reflect the amalgamated companies.

**Our Industry**

The aluminum rolled products market represents the global supply of and demand for aluminum sheet, plate and foil produced either from sheet ingot or continuously cast roll-stock in rolling mills operated by independent aluminum rolled products producers and integrated aluminum companies alike.

Aluminum rolled products are semi-finished aluminum products that constitute the raw material for the manufacture of finished goods ranging from automotive body panels to food and beverage cans. There are two major types of manufacturing processes for aluminum rolled products differing mainly in the process used to achieve the initial stage of processing:

- *hot mills* — that require sheet ingot, a rectangular slab of aluminum, as starter material; and
- *continuous casting mills* — that can convert molten metal directly into semi-finished sheet.

---

## [Table of Contents](#)

## [Index to Financial Statements](#)

Both processes require subsequent rolling, which we call cold rolling, and finishing steps such as annealing, coating, leveling or slitting to achieve the desired thicknesses, width and metal properties. Most customers receive shipments in the form of aluminum coil, a large roll of metal, which can be fed into their fabrication processes.

There are two sources of input material: (1) primary aluminum, such as molten metal, re-melt ingot and sheet ingot; and (2) recycled aluminum, such as recyclable material from fabrication processes, which we refer to as recycled process material, used beverage cans (UBCs) and other post-consumer aluminum.

Primary aluminum and sheet ingot can generally be purchased at prices set on the London Metal Exchange (LME), plus a premium that varies by geographic region of delivery, alloying material, form (ingot or molten metal) and purity.

Recycled aluminum is also an important and growing source of input material. Aluminum is infinitely recyclable and recycling it requires approximately 5% of the energy needed to produce primary aluminum. As a result, in regions where aluminum is widely used, manufacturers and customers are active in setting up collection processes in which UBCs and other recyclable aluminum are collected for re-melting and reuse. Manufacturers may also enter into agreements with customers who return recycled process material and pay to have it re-melted and rolled into the same product again.

### ***End-use Markets***

Aluminum rolled products companies produce and sell a wide range of aluminum rolled products, which can be grouped into five end-use markets based upon similarities in end-use: (1) packaging; (2) transportation; (3) electronics (4) architectural and (5) industrial and other. Within each end-use market, aluminum rolled products are manufactured with a variety of alloy mixtures; a range of tempers (hardness), gauges (thickness) and widths; and various coatings and finishes. Large customers typically have customized needs resulting in the development of close relationships with their supplying mills and close technical development relationships.

*Packaging.* Aluminum, because of its relatively light weight, recyclability and formability, has a wide variety of uses in packaging. Beverage cans are the second largest aluminum rolled products application, accounting for approximately 23% of total worldwide shipments in the calendar year ended December 31, 2011, according to market data from Commodity Research Unit International Limited (CRU), an independent business analysis and consultancy group focused on the mining, metals, power, cables, fertilizer and chemical sectors. Beverage and food cans is also our largest end-use market, making up 61% and 58% of our total flat rolled product shipments for the years ended March 31, 2012 and 2011, respectively. The recyclability of aluminum cans enables them to be used, collected, melted and returned to the original product form an unlimited number of times, unlike steel, paper or polyethylene terephthalate (PET) plastic, which deteriorate with every iteration of recycling. Aluminum beverage cans also offer advantages in fabricating efficiency and product shelf life. Fabricators are able to produce and fill beverage cans at very high speeds, and non-porous aluminum cans provide longer shelf life than PET plastic containers. Additionally, the use of aluminum to package beverages such as craft beer is increasing, as aluminum does not allow in sunlight and therefore extends the shelf life of the product. Aluminum cans are light, stackable and use space efficiently, making them convenient and cost efficient to ship.

Beverage can sheet is sold in coil form for the production of can bodies, ends and tabs. The material can be ordered as rolled, degreased, pre-lubricated, pre-treated and/or lacquered. Typically, can makers define their own specifications for material to be delivered in terms of alloy, gauge, width and surface finish.

Household foil is another packaging application and it includes home and institutional aluminum foil wrap sold as a branded or generic product. Known in the industry as packaging foil, it is manufactured in thicknesses ranging from 11 microns to 23 microns. Container foil is used to produce semi-rigid containers such as pie plates and take-out food trays and is usually ordered in a range of thicknesses ranging from 60 microns to 200 microns.

Other applications in this end-use market include food cans and screw caps for the beverage industry.

*Transportation.* There has been recent growth in certain geographic markets in the use of aluminum rolled products in automotive body panel applications, including hoods, deck lids, fenders and lift gates. These uses typically result from co-operative efforts between aluminum rolled products manufacturers and their customers that yield tailor-made solutions for specific requirements in alloy selection, fabrication procedure, surface quality and joining. We believe the recent growth in automotive body panel applications is due in part to the lighter weight, better fuel economy and improved emissions performance associated with these applications and

---

[Table of Contents](#)

[Index to Financial Statements](#)

we expect increased growth in this end-use market as automotive companies continue to explore opportunities for ways to reduce the weight (lightweighting) of automobiles as a result of environmental regulations around emissions and competition related to fuel economy.

Heat exchangers, such as radiators and air conditioners, are an important application for aluminum rolled products in the truck and automobile categories of the transportation end-use market. Original equipment manufacturers also use aluminum sheet with specially treated surfaces and other specific properties for interior and exterior applications. Newly developed alloys are being used in transportation tanks and rigid containers that allow for safer and more economical transportation of hazardous and corrosive materials.

Aluminum is also used in aerospace applications, as well as in the construction of ships' hulls, superstructures and passenger rail cars because of its strength, light weight, formability and corrosion resistance.

*Electronics.* Aluminum's lightweight characteristics, high formability, ability to conduct electricity and dissipate heat and to offer corrosion resistance makes it useful in a wide variety of electronic applications. Uses of aluminum rolled products in electronics include flat screen televisions, personal computers, laptops, mobile phones, and digital music players.

*Architectural.* Construction is the largest application within this end-use market. Aluminum rolled products developed for the construction industry are often decorative and non-flammable, offer insulating properties, are durable and corrosion resistant, and have a high strength-to-weight ratio. Aluminum siding, gutters, and downspouts comprise a significant amount of construction volume. Other applications include doors, windows, awnings, canopies, facades, roofing and ceilings.

*Industrial and Other.* Industrial applications include heat exchangers, process and electrical machinery, lighting fixtures, and insulation. Other uses of aluminum rolled products in consumer durables include microwaves, coffee makers, air conditioners and cooking utensils.

***Market Structure***

The aluminum rolled products industry is characterized by economies of scale, significant capital investments required to achieve and maintain technological capabilities and demanding customer qualification standards. The service and efficiency demands of large customers have encouraged consolidation among suppliers of aluminum rolled products.

While our customers tend to be increasingly global, many aluminum rolled products tend to be produced and sold on a regional basis. The regional nature of the markets is influenced in part by the fact that not all mills are equipped to produce all types of aluminum rolled products. In addition, individual aluminum rolling mills generally supply a limited range of products for end-use markets, and seek to maximize profits by producing high volumes of the highest margin mix per mill hour given available capacity and equipment capabilities.

---

## [Table of Contents](#)

## [Index to Financial Statements](#)

### **Competition**

The aluminum rolled products market is highly competitive. We face competition from a number of companies in all of the geographic regions and end-use markets in which we operate. Our primary competitors are as follows:

#### North America

Alcoa, Inc. (Alcoa)  
Aleris International, Inc. (Aleris)  
Tri-Arrows Aluminum Inc. (Tri-Arrows)  
Norandal Aluminum  
Constellium (formerly Alcan)  
Wise Metal Group LLC

#### Asia

Alcoa  
Furukawa-Sky Aluminum Corp.  
Kobe Steel Ltd.  
Nanshan Aluminum  
Sumitomo Light Metal Company, Ltd.  
Southwest Aluminum Co. Ltd.  
Chinalco Group

#### Europe

Alcoa  
Aleris  
Hydro A.S.A.  
Constellium (formerly Alcan)

#### South America

Alcoa  
Companhia Brasileira de Alumínio

The factors influencing competition vary by region and end-use market, but generally we compete on the basis of our value proposition, including price, product quality, the ability to meet customers' specifications, range of products offered, lead times, technical support and customer service. In some end-use markets, competition is also affected by fabricators' requirements that suppliers complete a qualification process to supply their plants. This process can be rigorous and may take many months to complete. As a result, obtaining business from these customers can be a lengthy and expensive process. However, the ability to obtain and maintain these qualifications can represent a competitive advantage.

In addition to competition from others within the aluminum rolled products industry, we, as well as the other aluminum rolled products manufacturers, face competition from non-aluminum material producers, as fabricators and end-users have, in the past, demonstrated a willingness to substitute other materials for aluminum. In the beverage and food cans end-use market, aluminum rolled products' primary competitors are glass, PET plastic, and in some regions, steel. In the transportation end-use market, aluminum rolled products compete mainly with steel and composites. Aluminum competes with wood, plastic, cement and steel in building products applications. Factors affecting competition with substitute materials include price, ease of manufacture, consumer preference and performance characteristics.

### **Key Factors Affecting Supply and Demand**

The following factors have historically affected the supply of aluminum rolled products:

*Production Capacity and Alternative Technology.* In the aluminum rolled products industry, the addition of production capacity requires large capital investments and significant plant construction or expansion, and typically requires long lead-time equipment orders. Advances in technological capabilities allow aluminum rolled products producers to better align product portfolio and supply with industry demand. In addition, there are lower cost ways to enter the industry such as continuous casting, which offers the ability to increase capacity in smaller increments than is possible with hot mill additions. This enables production capacity to better adjust to small year-over-year increases in demand, however the continuous casting process results in the production of a more limited range of products.

*Trade.* Some trade flows do occur between regions despite shipping costs, import duties and the need for localized customer support. Higher value-added, specialty products such as plate and some foils are more likely to be traded internationally, especially if demand in certain markets exceeds local supply. With respect to less technically demanding applications, emerging markets with low cost inputs may export commodity aluminum rolled products to larger, more mature markets, as we have seen in China. Accordingly, regional changes in supply, such as plant expansions, have some impact on the worldwide supply of aluminum rolled products.

---

[Table of Contents](#)

[Index to Financial Statements](#)

The following factors have historically affected the demand for aluminum rolled products:

*Economic Growth.* We believe that economic growth is currently the single largest driver of aluminum rolled products demand. In mature markets, growth in demand has typically correlated closely with growth in industrial production.

In many emerging markets such as Brazil, growth in demand typically exceeds industrial production growth largely because of expanding infrastructures, capital investments and rising incomes that often accompany economic growth in these markets.

*Substitution Trends.* Manufacturers' willingness to substitute other materials for aluminum in their products and competition from substitution materials suppliers also affect demand. We see strong substitution trends towards aluminum and away from other packaging materials in the beverage can market globally, except for North America which is already a mature market. We also see this significant and important trend in other product categories such as the automotive industry. As automotive manufacturers look for ways to meet fuel efficiency regulations and reduce carbon emissions, they need to lightweight their vehicles. As a result of aluminum's durability, strength and weight, automobile manufacturers are substituting heavier alternatives for aluminum. Consequently, demand for flat rolled aluminum products has increased.

*Seasonality.* During our third fiscal quarter, we typically experience seasonal slowdowns resulting in lower shipment volumes. This is a result of declines in overall production output due primarily to holidays and cooler weather in North America and Europe, our two largest operating regions. We also experience downtime at our mills and customers' mills due to scheduled plant maintenance and are impacted to a lesser extent by the seasonal downturn in construction.

*Sustainability.* Growing awareness of environmentalism and demand for recyclable products has increased the demand for aluminum rolled products. Unlike other commonly recycled materials such as paper, steel, or PET plastic, aluminum can be recycled an unlimited number of times without affecting the quality of the product. Additionally, the recycling process uses 95% less energy than is required to produce primary aluminum from mining and smelting, as well as significantly reduces greenhouse gas emissions.

**Our Business Strategy**

Our primary objective is to deliver customer and shareholder value by being the lowest cost, most technologically advanced, innovative and profitable aluminum rolled products company in the world. We intend to achieve this objective through the following areas of focus:

***Operate as "One Novelis" — a Fully-integrated Global Company***

We intend to continue to build on our focused business model to operate as "One Novelis." The term "One Novelis" refers to our goal of becoming a truly integrated, global company driven by a singular focus. An important part of the One Novelis concept is our highly-focused, pass-through business model that utilizes our manufacturing excellence, our risk management expertise, our value-added conversion premium-based pricing, and, more importantly, our growing ability to leverage our global assets according to a single, corporate-wide vision. We believe this integrated approach is the foundation for the effective execution of our strategy across the Novelis system.

We strive to service our customers in a consistent, global manner through seamless alignment of goals, methods and metrics across the organization to improve communication and by implementation of strategic initiatives. These initiatives have resulted in enhanced operating margins and performance, and we will continue to take actions to ensure we are aligned to best leverage our operations globally.

---

[Table of Contents](#)

[Index to Financial Statements](#)

***Focus on Our Core Premium Products to Drive Enhanced Profitability***

We will focus on capturing the global growth we see in our premium product markets of beverage can, automotive and electronic markets. We plan to continue improving our product mix and margins by leveraging our world-class assets and technical capabilities. Our management approach helps us to systematically identify opportunities to improve the profitability of our operations through product portfolio analysis. This ensures that we focus on growing in attractive market segments, while also taking actions to exit unattractive ones. We will continue to focus on our core products while investing in emerging growth markets.

***Pursue Organic Growth Through Capital Investments in Emerging Growth Markets***

We are investing heavily in increasing our capacity, particularly in high growth emerging markets. Our international presence positions us well to capture additional growth opportunities in targeted aluminum rolled products. In particular, we believe Asia and South America have high growth potential in areas such as beverage cans and electronics. Additionally, we believe there is strong automotive growth potential worldwide. While our existing manufacturing and operating presence positions us well to capture this growth, we are making incremental capital expenditures in these areas.

In response to the growing demand for our products in South America, we are expanding our aluminum rolling operations in Brazil to increase capacity to approximately 600 kt of aluminum sheet per year. We are also installing a new coating line for beverage can end stock and expanding our recycling capacity in the Pindamonhangaba (Pinda) facility in Brazil.

In response to the lightweighting trend in the automotive industry, we are increasing our North American rolling capacity by approximately 200 kt per year for the automotive end-use market.

We are expanding our rolling and recycling capabilities in South Korea in response to the growing demand in the broader Asian region. The rolling expansion, which will include investments in both hot rolling and cold rolling operations, is expected to increase capacity in South Korea by over 50% to approximately 1,000 kt of aluminum sheet per year. The expansion will also include the construction of an integrated state-of-the-art recycling center primarily for used aluminum beverage cans.

In April 2012, we announced plans to invest \$100 million into an aluminum automotive sheet heat treatment plant in China. Construction of the new facility is expected to begin in the fall of 2012 and the plant to be operational beginning in late calendar year 2014 and have capacity of approximately 120 kt per year.

In May 2012, we confirmed a decision to invest \$250 million at our Nachterstedt, Germany plant to build a fully integrated recycling facility. The facility will have an annual capacity of approximately 400 kt.

---

## [Table of Contents](#)

## [Index to Financial Statements](#)

### *Sustainability*

In December 2011, we released our first annual Sustainability Report in which we detailed ten Sustainability Targets for the year 2020, as well as our most significant environmental and social impacts over the last year. These targets include halving our greenhouse gas emissions, eliminating landfilling, reducing energy use and committing to implement a Supplier Code of Conduct. We are continuing to work with customers and other stakeholders to increase the awareness and importance of sustainability in aluminum products, specifically using lifecycle analysis to evaluate the carbon savings from lightweighting and recycling. We are driving our overall business model and strategy around sustainability in order to build our long term competitive advantage as we address growing societal needs. The recycled content of our products has increased significantly since last year, and now stands at a record high of 39%. With the improvements we made over the last year, we are making progress to meet our target of 80% by 2020. We are working on increasing recycling rates globally through our support of currently established and new recycling programs, as well as seeking ways to expand our recycling business into other scrap markets. We also joined the UN Global Compact in 2011, and plan to submit a Communication on Progress annually.

### *Focus on Reducing our Costs*

We strive to be the lowest cost producer of world-class aluminum rolled products by pursuing a standardized focus on our core operations globally. To achieve this objective, we continue working to standardize our manufacturing processes and the associated upstream and downstream production elements where possible while still allowing the flexibility to respond to local market demands. In addition, we have implemented numerous restructuring initiatives, including the shutdown or sale of facilities, staff rationalization and other activities, all of which have led to significant cost savings that we will benefit from for years to come. We plan to focus on maintaining our low cost base, even as we invest in expansions, and intend to continuously evaluate and implement initiatives to improve operational efficiencies across our plants globally.

### **Our Operating Segments**

Due in part to the regional nature of supply and demand of aluminum rolled products and in order to best serve our customers, we manage our activities on the basis of geographical areas and are organized under four operating segments: North America; Europe; Asia and South America. The following is a description of our operating segments as of March 31, 2012:

- *North America.* Headquartered in Atlanta, GA, this segment manufactures aluminum sheet and light gauge products and operates 11 plants, including 4 plants with recycling operations, in two countries.
- *Europe.* Headquartered in Zurich, Switzerland, this segment manufactures aluminum sheet and light gauge products and operates 12 plants, including 5 plants with recycling operations, in six countries.
- *Asia.* Headquartered in Seoul, South Korea, this segment manufactures aluminum sheet and light gauge products and operates three plants in two countries, including 2 plants with recycling operations.
- *South America.* Headquartered in Sao Paulo, Brazil, our South America segment operates two rolling plants, including one with recycling operations, along with one primary aluminum smelter and a hydroelectric power plant as of March 31, 2012, all of which are located in Brazil. Our South America segment manufactures aluminum rolled products, including can stock, automotive and industrial sheet and light gauge. We also have mining rights located in Brazil which we are currently not exploring and alumina refinery assets that we are not operating.

The table below shows “Net sales” and total shipments by segment. For additional financial information related to our operating segments, see Note 20 — Segment, Geographical Area, Major Customer and Major Supplier Information to our accompanying audited consolidated financial statements.



[Table of Contents](#)

[Index to Financial Statements](#)

Sales in millions Shipments in kilotonnes	Year Ended March 31,		
	2012	2011	2010
<b>Consolidated</b>			
Net sales	\$11,063	\$10,577	\$8,673
Total shipments	2,982	3,097	2,854
<b>North America</b>			
Net sales(A)	\$ 3,967	\$ 3,760	\$3,130
Total shipments	1,079	1,121	1,063
<b>Europe</b>			
Net sales(A)	\$ 3,840	\$ 3,589	\$2,975
Total shipments	950	976	884
<b>Asia</b>			
Net sales(A)	\$ 1,830	\$ 1,866	\$1,501
Total shipments	536	581	534
<b>South America</b>			
Net sales(A)	\$ 1,278	\$ 1,214	\$ 948
Total shipments	417	419	373

(A) Net sales by segment includes intersegment sales and the results of our affiliates on a proportionately consolidated basis, which is consistent with the way we manage our business segments.

**North America**

As of March 31, 2012, North America operates 11 aluminum rolled products facilities, including 2 fully dedicated recycling facilities and 2 facilities with recycling operations, and manufactures a broad range of aluminum sheet and light gauge products. End-use markets for this segment include beverage cans, containers and packaging, automotive and other transportation applications, building products and other industrial applications. The majority of North America's efforts are directed towards the beverage can sheet market. The beverage can end-use market is technically demanding to supply and pricing is competitive. We believe we have a competitive advantage in this market due to our low-cost and technologically advanced manufacturing facilities and technical support capability. Recycling is important in the manufacturing process and we have five facilities in North America that re-melt post-consumer aluminum and recycled process material. Most of the recycled material is from UBCs and the material is cast into sheet ingot for North America's two can sheet production plants (at our Logan plant in Russellville, Kentucky and our Oswego, New York plant). We participate in a UBC recycling joint venture with Alcoa Inc., known as Evermore Recycling LLC (Evermore Recycling). Our equity investment in Evermore Recycling is 55.8% and Alcoa's equity investment is 44.2%. In December 2011, we notified Alcoa Inc. of our intention to withdraw from the Evermore Recycling joint venture. In response to the lightweighting trend in the automotive industry, we are expanding our Oswego, NY facility to increase our North American rolling capacity by approximately 200 kt per year for the transportation end-use market, which is expected to be complete by mid calendar year 2013. In March 2012, we made the decision to close our Saguenay Works plant in Quebec, Canada effective August 2012.

**Europe**

As of March 31, 2012, Europe operates 12 operating plants, including one fully dedicated recycling facility, one integrated recycling facility and 3 facilities with recycling operations, and manufactures a broad range of sheet and foil products. End-use markets for this segment include beverage and food can, automotive, architectural and industrial products, foil and technical products and lithographic. Beverage and food can represent the largest end-use market in terms of shipment volume by Europe. Europe has six aluminum rolled products facilities, five foil and packaging facilities, one fully depreciated recycling facility, distribution centers in Italy, and sales offices in several European countries. Operations include our 50% joint venture interest in Aluminium Norf GmbH (Alunorf), which is the world's largest aluminum rolling and remelt facility. Alunorf supplies high quality can stock, foilstock and feeder stock for finishing at our other European operations.

In April 2009, we closed our distribution center in France. In March 2009, we announced the closure of our aluminum sheet mill in Rogerstone, South Wales, U.K. and ceased operations in April 2009. We sold the land for the Rogerstone facility during fiscal year 2012 and we sold other assets to Hindalco during fiscal year 2011. The Company ceased operations associated with the Bridgnorth, U.K. foil rolling and laminating operations at the end of April 2011 and subsequently sold the land and buildings at the Bridgnorth site.

---

## [Table of Contents](#)

## [Index to Financial Statements](#)

Additionally, we sold certain pieces of equipment from the Bridgnorth plant to Hindalco during fiscal 2012 and 2011. In fiscal 2012, we commissioned a new recycling center at Alunorf. In March 2012, we made a decision to restructure our lithographic sheet operations in our Göttingen, Germany plant, which included the shutdown of one of our lithographic sheet lines. In May 2012, we confirmed a decision to invest \$250 million at our Nachterstedt, Germany plant to build a fully integrated recycling facility, which will have an annual capacity of approximately 400 kt.

In March 2012, we announced the planned sale of three aluminum foil and packaging plants to American Industrial Acquisition Corporation (AIAC). The transaction includes foil rolling and packaging operations in Rugles, France; Dudelange, Luxembourg; and Berlin, Germany. These plants are expected to be sold in the middle of calendar year 2012, and we have classified the respective assets and liabilities of these plants as “Assets held for sale” and “Liabilities held for sale” in the consolidated balance sheet as of March 31, 2012.

### *Asia*

As of March 31, 2012, Asia operates 3 manufacturing facilities, including 2 facilities with recycling operations, and manufactures a broad range of sheet and light gauge products. End-use markets include beverage and food cans, electronics, architectural, industrial and other products, automotive and foil. The beverage can market represents the largest end-use market in terms of volume. Recycling is an important part of our operations with recycling facilities at both the Ulsan, South Korea and Yeongju, South Korea plants. We believe that Asia is well-positioned to benefit from further economic development in China as well as other parts of Asia.

In May 2011, we announced plans to expand our aluminum rolling and recycling operations in South Korea in response to the growing demand in the broader Asia region. The rolling expansion, which will include investments in both hot rolling and cold rolling operations, will increase our aluminum sheet capacity in Asia to approximately 1,000 kt annually. A response to projected market growth in the region, the move is designed to rapidly bring to market high-quality aluminum rolling capacity aligned with the projected needs of a growing customer base. The new capacity is expected to be operational in late calendar year 2013. The expansion will increase Novelis’ aluminum sheet capacity in Asia by more than 50 percent, and will also include the construction of a state-of-the-art recycling center primarily for used aluminum beverage cans and a casting operation.

In April 2012, we announced plans to invest \$100 million into an aluminum automotive sheet heat treatment plant in China. Construction of the new facility is expected to begin in the fall of 2012 and we expect the plant is expected to be operational beginning in late calendar year 2014 and have capacity of approximately 120 kt per year.

### *South America*

As of March 31, 2012, South America operates two rolling plants, including one facility with recycling operations, along with one primary aluminum smelter and hydroelectric power plants, all of which are located in Brazil. South America manufactures aluminum rolled products, including can stock, automotive and industrial sheet and light gauge. The main markets are beverage and food can, specialty, industrial, foil and other packaging and transportation end-use applications. Beverage can represents the largest end-use application in terms of shipment volume. Our operations in South America include a smelter used by our Brazilian aluminum rolled products operations, with any excess production being sold on the market in the form of aluminum billets, and a hydroelectric power plant which we use to generate a portion of our own power requirements. Additionally, we have mining rights for mines located in South America which are not currently being explored.

In May 2009, we ceased the production of alumina at our Ouro Preto facility in Brazil as the sustained decline in alumina prices made production economically unfeasible. In light of the alumina and aluminum pricing environment, we closed our Aratu facility in Candeias, Brazil in December 2010.

In response to the growing demand for our products in South America, in May 2010 we announced a plan to expand our aluminum rolling operations in Brazil to increase our Pindamonhangaba’s capacity by more than 50% to approximately 600 kt of aluminum sheet per year. The project is expected to be completed by late calendar year 2012. Additionally, we have announced plans to install a new coating line for beverage can end stock and to expand recycling capacity in our Pindamonhangaba, Brazil facility.

---

[Table of Contents](#)

[Index to Financial Statements](#)

***Financial Information About Geographic Areas***

Certain financial information about geographic areas is contained in Note 20— Segment, Geographical Area, Major Customer and Major Supplier Information to our accompanying audited consolidated financial statements.

**Raw Materials and Suppliers**

The raw materials that we use in manufacturing include primary aluminum, recycled aluminum, sheet ingot, alloying elements and grain refiners. Our smelters also use alumina, caustic soda and calcined petroleum coke and resin. These raw materials are generally available from several sources and are not generally subject to supply constraints under normal market conditions. We also consume considerable amounts of energy in the operation of our facilities.

***Aluminum***

We obtain aluminum from a number of sources, including the following:

*Primary Aluminum Sourcing.* We purchased or tolled approximately 1,800 kt of primary aluminum in fiscal 2012 in the form of sheet ingot, standard ingot and molten metal, approximately 50% of which we purchased from Alcan.

*Primary Aluminum Production.* We produced approximately 31 kt of our own primary aluminum requirements in fiscal 2012 through our smelter and related facilities in Brazil.

*Aluminum Products Recycling.* We operate facilities in several plants to recycle post-consumer aluminum, such as UBCs collected through recycling programs. In addition, we have agreements with several of our large customers where we have a closed-looped system whereby we take recycled processed material from their fabricating activity and re-melt, cast and roll it to re-supply them with aluminum sheet. Other sources of recycled material include lithographic plates, and products with longer lifespans, like cars and buildings, which are starting to become high volume sources of recycled material. We purchased or tolled approximately 1,100 kt of recycled material inputs in fiscal 2012 and are making recycling investments in Europe, Korea and South America to increase the amount of recycled material we use as raw materials.

For the materials that we recycle, they are remelted, cast and then rolled out in our operations. The net effect of all recycling activities is that approximately 39% of our total aluminum rolled product shipments in fiscal 2012 were made with recycled material inputs.

***Energy***

We use several sources of energy in the manufacture and delivery of our aluminum rolled products. In fiscal 2012, natural gas and electricity represented approximately 88% of our energy consumption by cost. We also use fuel oil and transport fuel. The majority of energy usage occurs at our casting centers, at our smelter in South America and during the hot rolling of aluminum. Our cold rolling facilities require relatively less energy. We purchase our natural gas on the open market, which subjects us to market pricing fluctuations. We have in the past and may continue to seek to stabilize our future exposure to natural gas prices through the purchase of derivative instruments. Natural gas prices in Europe, Asia and South America have historically been more stable than in the United States.

A portion of our electricity requirements are purchased pursuant to long-term contracts in the local regions in which we operate. A number of our facilities are located in regions with regulated prices, which affords relatively stable costs. We have fixed pricing on some of our energy supply arrangements. When the market price of energy is above the fixed price within the contract, we are subject to the credit risk of the counterparty in terms of fulfilling the contract to its term, including those favorable contracts which were existent at the date of the Arrangement and for which an intangible asset was recorded in purchase accounting.

Our South America segment has its own hydroelectric facility that supplies approximately 60% of our smelter operation's electricity requirements. We have a mixture of self-generated electricity, long term and shorter term contracts. We may continue to face challenges renewing our South American energy supply contracts at rates which enable profitable operation of our full smelter capacity.

---

[Table of Contents](#)

[Index to Financial Statements](#)

**Others**

We also have bauxite and alumina requirements. We will satisfy some of our alumina requirements for the near term pursuant to an alumina supply agreement we have entered into with Alcan.

**Our Customers**

Although we provide products to a wide variety of customers in each of the markets that we serve, we have experienced consolidation trends among our customers in many of our key end-use markets. In fiscal 2012, approximately 51% of our total “Net sales” were to our ten largest customers, most of whom we have been supplying for more than 20 years. To address consolidation trends, we focus significant efforts at developing and maintaining close working relationships with our customers and end-users. Our major customers include:

**Beverage and Food Cans**

Anheuser-Busch, Incorporated  
Affiliates of Ball Corporation  
Can-Pack S.A.  
Various bottlers of the Coca-Cola System  
Crown Cork & Seal Company  
Rexam plc

**Automotive**

Audi Worldwide Company  
BMW AG  
Daimler AG  
Ford Motor Company  
General Motors LLC  
Hyundai Motor Company  
Jaguar Land Rover  
Volvo Group

**Construction, Industrial and Other**

AGFA Graphics N.V.  
Amcor Limited  
Lotte Aluminum Co. Ltd.  
Pactiv Corporation  
Ryerson Inc.  
Tetra Pak International SA

**Electronics**

LG International Corporation  
Samsung Electronics Co., Ltd

Our single largest end-use market is beverage can sheet. We sell can sheet directly to beverage makers and bottlers as well as to can fabricators that sell the cans they produce to bottlers. In certain cases, we operate under umbrella agreements with beverage makers and bottlers under which they direct their can fabricators to source their requirements for beverage can body, end and tab stock from us. One of our beverage can sheet customers is Coca-Cola Bottlers’ Sales and Services (CCBSS). We have multi-year agreement with CCBSS to supply beverage can sheet, including can end, body and tab sheet to the various producers of beverage cans for Coca-Cola in North America where we are Coca-Cola’s primary supplier.

The table below shows our “Net sales” to Rexam Plc (Rexam), Anheuser-Busch, Incorporated (Anheuser-Busch), and Affiliates of Ball Corporation our three largest customers, as a percentage of total “Net sales.”

	Year Ended		
	March 31,		
	2012	2011	2010
Rexam	14%	15%	16%
Anheuser-Busch	10%	13%	11%
Affiliates of Ball Corporation	10%	8%	6%

---

[Table of Contents](#)

[Index to Financial Statements](#)

**Distribution and Backlog**

We have two principal distribution channels for the end-use markets in which we operate: direct sales to our customers and distributors.

	Year Ended March 31,		
	2012	2011	2010
Direct sales as a percentage of total "Net sales"	93%	92%	93%
Distributor sales as a percentage of total "Net sales"	7%	8%	7%

***Direct Sales***

We supply various end-use markets all over the world through a direct sales force that operates from individual plants or sales offices, as well as from regional sales offices in 23 countries. The direct sales channel typically involves very large, sophisticated fabricators and original equipment manufacturers. Longstanding relationships are maintained with leading companies in industries that use aluminum rolled products. Supply contracts for large global customers generally range from one to five years in length and historically there has been a high degree of renewal business with these customers. Given the customized nature of products and in some cases, large order sizes, switching costs are significant, thus adding to the overall consistency of the customer base.

We also use third party agents or traders in some regions to complement our own sales force. They provide service to our customers in countries where we do not have local expertise. We tend to use third party agents in Asia more frequently than in other regions.

***Distributors***

We also sell our products through aluminum distributors, particularly in North America and Europe. Customers of distributors are widely dispersed, and sales through this channel are highly fragmented. Distributors sell mostly commodity or less specialized products into many end-use markets in small quantities, including the construction and industrial markets. We collaborate with our distributors to develop new end-use markets and improve the supply chain and order efficiencies.

***Backlog***

We believe that order backlog is not a material aspect of our business.

**Research and Development**

The table below summarizes our "Research and development expenses" in our plants and modern research facilities, which included mini-scale production lines equipped with hot mills, can lines and continuous casters (in millions).

	Year Ended March 31,		
	2012	2011	2010
Research and development expenses	\$44	\$40	\$38

We conduct research and development activities at our plants in order to satisfy current and future customer requirements, improve our products and reduce our conversion costs. Our customers work closely with our research and development professionals to improve their production processes and market options. We have approximately 180 employees dedicated to research and development, located in many of our plants and research centers. We are opening a global research and development center in Kennesaw, GA that will be operational in mid calendar year 2012. The center will offer state of the art research and development capabilities to help Novelis meet the global long-term demand for aluminum used for the automotive, beverage can and electronic markets. To reach the Company's sustainability commitments, a key focus is to help increase the amount of recycled metal content across all product lines while meeting performance requirements.

---

[Table of Contents](#)

[Index to Financial Statements](#)

**Our Employees**

The table below summarizes our approximate number of employees by region.

<u>Employees</u>	<u>North America</u>	<u>Europe</u>	<u>Asia</u>	<u>South America</u>	<u>Total</u>
March 31, 2012	3,100	5,210	1,600	1,710	11,620
March 31, 2011	3,100	5,380	1,500	1,600	11,580

Approximately 58% of our employees are represented by labor unions and their employment conditions are governed by collective bargaining agreements. Collective bargaining agreements are negotiated on a site, regional or national level, and are of different durations.

**Intellectual Property**

In connection with our spin-off, Alcan has assigned or licensed to Novelis a number of important patents, trademarks and other intellectual property rights owned or previously owned by Alcan and required for our business. Ownership of certain intellectual property that is used by both us and Alcan is owned by one of us, and licensed to the other. Certain specific intellectual property rights, which have been determined to be exclusively useful to us or which were required to be transferred to us for regulatory reasons, have been assigned to us with no license back to Alcan.

We actively review intellectual property arising from our operations and our research and development activities and, when appropriate, we apply for patents in the appropriate jurisdictions, including the United States and Canada. We currently hold patents and patent applications on approximately 175 different items of intellectual property. While these patents and patent applications are important to our business on an aggregate basis, no single patent or patent application is deemed to be material to our business.

We have applied for or received registrations for the “Novelis” word trademark and the Novelis logo trademark in approximately 50 countries where we have significant sales or operations. Novelis uses the Aditya Birla Rising Sun logo under license from Aditya Birla Management Corporation Private Limited.

We have also registered the word “Novelis” and several derivations thereof as domain names in numerous top level domains around the world to protect our presence on the World Wide Web.

**Environment, Health and Safety**

We own and operate numerous manufacturing and other facilities in various countries around the world. Our operations are subject to environmental laws and regulations from various jurisdictions, which govern, among other things, air emissions, wastewater discharges, the handling, storage and disposal of hazardous substances and wastes, the remediation of contaminated sites, post-mining reclamation and restoration of natural resources, and employee health and safety. Future environmental regulations may be expected to impose stricter compliance requirements on the industries in which we operate. Additional equipment or process changes at some of our facilities may be needed to meet future requirements. The cost of meeting these requirements may be significant. Failure to comply with such laws and regulations could subject us to administrative, civil or criminal penalties, obligations to pay damages or other costs, and injunctions and other orders, including orders to cease operations.

We are involved in proceedings under the U.S. Comprehensive Environmental Response, Compensation, and Liability Act, also known as CERCLA or Superfund, or analogous state provisions regarding our liability arising from the usage, storage, treatment or disposal of hazardous substances and wastes at a number of sites in the United States, as well as similar proceedings under the laws and regulations of the other jurisdictions in which we have operations, including Brazil and certain countries in the European Union. Many of these jurisdictions have laws that impose joint and several liability, without regard to fault or the legality of the original conduct, for the costs of environmental remediation, natural resource damages, third party claims, and other expenses. In addition, we are, from time to time, subject to environmental reviews and investigations by relevant governmental authorities.

We have established procedures for regularly evaluating environmental loss contingencies, including those arising from environmental reviews and investigations and any other environmental remediation or compliance matters. We believe we have a

---

[Table of Contents](#)

[Index to Financial Statements](#)

reasonable basis for evaluating these environmental loss contingencies, and we also believe we have made reasonable estimates for the costs that are reasonably possible for these environmental loss contingencies. Accordingly, we have established liabilities based on our reasonable estimates for the currently anticipated costs associated with these environmental matters. Management has determined that the currently anticipated costs associated with these environmental matters will not, individually or in the aggregate, materially impair our operations or materially adversely affect our financial condition.

Our capital expenditures for environmental protection and the betterment of working conditions in our facilities were \$16 million in fiscal 2012. We expect these capital expenditures will be approximately \$11 million in fiscal 2013. In addition, expenses for environmental protection (including estimated and probable environmental remediation costs as well as general environmental protection costs at our facilities) were \$17 million in fiscal 2012, and are expected to be \$14 million in fiscal 2013. Generally, expenses for environmental protection are recorded in "Cost of goods sold (exclusive of depreciation and amortization)." However, significant remediation costs that are not associated with on-going operations are recorded in "Other (income) expense, net."

---

[Table of Contents](#)

[Index to Financial Statements](#)

**Available Information**

We are subject to the reporting and information requirements of the Securities Exchange Act of 1934, as amended (Exchange Act) and, as a result, we file periodic reports and other information with the SEC. We make these filings available on our website free of charge, the URL of which is <http://www.novelis.com>, as soon as reasonably practicable after we electronically file such material with, or furnish it to, the SEC. The SEC maintains a website (<http://www.sec.gov>) that contains our annual, quarterly and current reports and other information we file electronically with the SEC. You can read and copy any materials we file with the SEC at the SEC's Public Reference Room at 100 F Street, N.E., Washington, D.C. 20549. You may obtain information on the operation of the Public Reference Room by calling the SEC at 1-800-SEC-0330. Information on our website does not constitute part of this Annual Report on Form 10-K.

**Item 1A. Risk Factors**

In addition to the factors discussed elsewhere in this report, you should consider the following factors, which could materially affect our business, financial condition or results of operations in the future. The following factors, among others, could cause our actual results to differ from those projected in any forward looking statements we make.

***Certain of our customers are significant to our revenues, and we could be adversely affected by changes in the business or financial condition of these significant customers or by the loss of their business.***

Our ten largest customers accounted for approximately 51%, 50% and 48% of our total "Net sales" for the year ended March 31, 2012, 2011 and 2010, respectively, with Rexam Plc, a leading global beverage can maker, and its affiliates representing approximately 14%, 15% and 16% of our total "Net sales" in the respective periods. A significant downturn in the business or financial condition of our significant customers could materially adversely affect our results of operations and cash flows. In addition, if our existing relationships with significant customers materially deteriorate or are terminated in the future, and we are not successful in replacing business lost from such customers, our results of operations and cash flows could be adversely affected. Some of the longer term contracts under which we supply our customers, including under umbrella agreements such as those described under "Business — Our Customers," are subject to renewal, renegotiation or re-pricing at periodic intervals or upon changes in competitive supply conditions. Our failure to successfully renew, renegotiate or re-price such agreements could result in a reduction or loss in customer purchase volume or revenue, and if we are not successful in replacing business lost from such customers, our results of operations and cash flows could be adversely affected. The markets in which we operate are competitive and customers may seek to consolidate supplier relationships or change suppliers to obtain cost savings and other benefits.

***Our results and short term liquidity can be negatively impacted by timing differences between the prices we pay under purchase contracts and metal prices we charge our customers.***

Most of our purchase and sales contracts are based on the LME aluminum price for high grade aluminum, and there are typically timing differences between the pricing periods for purchases and sales where purchase prices tend to be fixed and paid earlier than sales prices. This creates a price exposure that we call "metal price lag." To mitigate this exposure, we sell short-term LME aluminum futures contracts to protect the value of priced metal purchases and inventory until the sale price is established. We settle these derivative contracts in advance of collecting from our customers, which both positively and negatively impacts our short-term liquidity position.

In addition, from time to time, customers request fixed prices for longer term sales commitments, and we in turn enter into futures purchase contracts to hedge against these fixed forward priced sales to customers. The mismatch between the settlement of these derivative contracts and customer collection from shipments hedged with these derivative contracts also leads to volatility in our short-term liquidity position, either positively or negatively. The lag between the derivative settlement and customer collection typically ranges from 30 to 60 days.

***Our operations consume energy and our profitability and cash flows may decline if energy costs were to rise, or if our energy supplies were interrupted.***

We consume substantial amounts of energy in our rolling, casting and smelter operations. The factors that affect our energy costs and supply reliability tend to be specific to each of our facilities. A number of factors could materially adversely affect our energy position including:

- increases in costs of natural gas;



---

## [Table of Contents](#)

## [Index to Financial Statements](#)

- significant increases in costs of supplied electricity or fuel oil related to transportation;
- interruptions in energy supply due to equipment failure or other causes;
- the inability to extend energy supply contracts upon expiration on economical terms; and
- the inability to pass through energy costs in certain sales contracts.

In addition, global climate change may increase our costs for energy sources, supplies or raw materials. See *We may be affected by global climate change or by legal, regulatory or market responses to such change*. If energy costs were to rise, or if energy supplies or supply arrangements were disrupted, our profitability and cash flows could decline.

***A deterioration of our financial position or a downgrade of our ratings by a credit rating agency could increase our borrowing costs and our business relationships could be adversely affected.***

A deterioration of our financial position or a downgrade of our ratings for any reason could increase our borrowing costs and have an adverse effect on our business relationships with customers, suppliers and hedging counterparties. From time to time, we enter into various forms of hedging activities against currency, interest rate or metal price fluctuations and trade metal contracts on the LME. Financial strength and credit ratings are important to the availability and pricing of these hedging and trading activities. As a result, any downgrade of our credit ratings may make it more costly for us to engage in these activities, and changes to our level of indebtedness may make it more difficult or costly for us to engage in these activities in the future.

***Adverse changes in currency exchange rates could negatively affect our financial results or cash flows and the competitiveness of our aluminum rolled products relative to other materials.***

Our businesses and operations are exposed to the effects of changes in the exchange rates of the U.S. dollar, the euro, the British pound, the Brazilian real, the Canadian dollar, the Korean won and other currencies. We have implemented a hedging policy that attempts to manage currency exchange rate risks to an acceptable level based on management's judgment of the appropriate trade-off between risk, opportunity and cost; however, this hedging policy may not successfully or completely eliminate the effects of currency exchange rate fluctuations which could have a material adverse effect on our financial results and cash flows.

We prepare our consolidated financial statements in U.S. dollars, but a portion of our earnings and expenditures are denominated in other currencies, primarily the euro, the Korean won and the Brazilian real. Changes in exchange rates will result in increases or decreases in our operating results and may also affect the book value of our assets located outside the U.S.

***Most of our facilities are staffed by a unionized workforce, and union disputes and other employee relations issues could materially adversely affect our financial results.***

Approximately 58% of our employees are represented by labor unions under a large number of collective bargaining agreements with varying durations and expiration dates. We may not be able to satisfactorily renegotiate our collective bargaining agreements when they expire. In addition, existing collective bargaining agreements may not prevent a strike or work stoppage at our facilities in the future.

***We could be adversely affected by disruptions of our operations.***

Breakdown of equipment or other events, including catastrophic events such as war or natural disasters, leading to production interruptions at our plants could have a material adverse effect on our financial results and cash flows. Further, because many of our customers are, to varying degrees, dependent on planned deliveries from our plants, those customers that have to reschedule their own production due to our missed deliveries could pursue claims against us and reduce their future business with us. We may incur costs to correct any of these problems, in addition to facing claims from customers. Further, our reputation among actual and potential customers may be harmed, resulting in a loss of business. While we maintain insurance policies covering, among other things, physical damage, business interruptions and product liability, these policies would not cover all of our losses.

---

## [Table of Contents](#)

## [Index to Financial Statements](#)

***Our operations have been and will continue to be exposed to various business and other risks, changes in conditions and events beyond our control in countries where we have operations or sell products.***

We are, and will continue to be, subject to financial, political, economic and business risks in connection with our global operations. We have made investments and carry on production activities in various emerging markets, including Brazil, Korea and Malaysia, and we market our products in these countries, as well as China and certain other countries in Asia, the Middle East and emerging markets in South America. While we anticipate higher growth or attractive production opportunities from these emerging markets, they also present a higher degree of risk than more developed markets. In addition to the business risks inherent in developing and servicing new markets, economic conditions may be more volatile, legal and regulatory systems less developed and predictable, and the possibility of various types of adverse governmental action more pronounced. In addition, inflation, fluctuations in currency and interest rates, competitive factors, civil unrest and labor problems could affect our revenues, expenses and results of operations. Our operations could also be adversely affected by acts of war, terrorism or the threat of any of these events as well as government actions such as controls on imports, exports and prices, tariffs, new forms of taxation, or changes in fiscal regimes and increased government regulation in the countries in which we operate or service customers. Unexpected or uncontrollable events or circumstances in any of these markets could have a material adverse effect on our financial results and cash flows.

***Economic conditions could negatively affect our financial condition and results of operations.***

Our financial condition and results of operations depend significantly on worldwide economic conditions. Uncertainty about current or future global economic conditions poses a risk as our customers may postpone purchases in response to tighter credit and negative financial news, which could adversely impact demand for our products. In addition, there can be no assurance that the actions we have taken or may take in response to the economic conditions will be sufficient to counter any continuation or reoccurrence of the downturn or disruptions. A significant global economic downturn or disruptions in the financial markets could have a material adverse effect on our financial condition and results of operations.

***Our results of operations, cash flows and liquidity could be adversely affected if we were unable to purchase derivative instruments or if counterparties to our derivative instruments fail to honor their agreements.***

We use various derivative instruments to manage the risks arising from fluctuations in aluminum prices, exchange rates, energy prices and interest rates. If for any reason we were unable to purchase derivative instruments to manage these risks or were unsuccessful in passing through the costs of our risk management activities, our results of operations, cash flows and liquidity could be adversely affected. In addition, we may be exposed to losses in the future if the counterparties to our derivative instruments fail to honor their agreements. In particular, deterioration in the financial condition of our counterparties and any resulting failure to pay amounts owed to us or to perform obligations or services owed to us could have a negative effect on our business and financial condition. Further, if major financial institutions continue to consolidate and are forced to operate under more restrictive capital constraints and regulations, there could be less liquidity in the derivative markets, which could have a negative effect on our ability to hedge and transact with creditworthy counterparties.

***New derivatives legislation could have an adverse impact on our ability to hedge risks associated with our business and on the cost of our hedging activities.***

We use over-the-counter (OTC) derivatives products to hedge our metal commodity risks and our interest rate and currency risks. Recent legislation has been adopted to increase the regulatory oversight of the OTC derivatives markets and impose restrictions on certain derivative transactions, which could affect the use of derivatives in hedging transactions. Final regulations pursuant to this legislation defining which companies will be subject to the legislation have not yet been adopted. If future regulations subject us to additional capital or margin requirements or other restrictions on our trading and commodity positions, they could have an adverse effect on our ability to hedge risks associated with our business and on the cost of our hedging activities.

***Our goodwill and other intangible assets could become impaired, which could require us to take non-cash charges against earnings.***

We assess, at least annually and potentially more frequently, whether the value of our goodwill has been impaired. We assess the recoverability of finite-lived other intangible assets whenever events or changes in circumstances indicate that we may not be able to recover the asset's carrying amount. Any impairment of goodwill or other intangible assets as a result of such analysis would result in a non-cash charge against earnings, which charge could materially adversely affect our reported results of operations.

---

[Table of Contents](#)

[Index to Financial Statements](#)

A significant and sustained decline in our future cash flows, a significant adverse change in the economic environment or slower growth rates could result in the need to perform additional impairment analysis in future periods. If we were to conclude that a write-down of goodwill or other intangible assets is necessary, then we would record such additional charges, which could materially adversely affect our results of operations.

***As part of our ongoing evaluation of our operations, we may undertake additional restructuring efforts in the future which could in some instances result in significant severance-related costs, environmental remediation expenses and impairment and other restructuring charges.***

We recorded “Restructuring charges, net” of \$60 million and \$34 million for the year ended March 31, 2012 and 2011, respectively, and \$111 million “Loss on assets held for sale” for the year ended March 31, 2012. During these periods, we announced, among others, the following restructuring actions and programs:

- the restructuring of our lithographic sheet European business, which resulted in closing one line in our Göttingen, Germany plant in March 2012;
- the shutdown of our Saguenay Works plant in Quebec, Canada, decision made in March 2012 with an effective closing date in August 2012;
- the announced sale of three of our European foil operations in Rugles, France; Dudelange, Luxembourg; and Berlin, Germany, with an expected closing date of mid calendar year 2012;
- the cessation of foil rolling activities and part of the packaging business at our facility located in Bridgnorth, U.K. in fiscal 2012; and
- the shutdown of our Aratu facility located in Candeias, Brazil in fiscal 2011.

We may take additional restructuring actions in the future. Any additional restructuring efforts could result in significant severance-related costs, environmental remediation expenses, impairment charges, restructuring charges and related costs and expenses, which could adversely affect our profitability and cash flows.

***We may not be able to successfully develop and implement new technology initiatives in a timely manner.***

We have invested in, and are involved with, a number of technology and process initiatives. Several technical aspects of these initiatives are still unproven, and the eventual commercial outcomes cannot be assessed with any certainty. Even if we are successful with these initiatives, we may not be able to deploy them in a timely fashion. Accordingly, the costs and benefits from our investments in new technologies and the consequent effects on our financial results may vary from present expectations.

***Loss of our key management and other personnel, or an inability to attract such management and other personnel, could adversely impact our business.***

We depend on our senior executive officers and other key personnel to run our business. The loss of any of these officers or other key personnel could materially adversely affect our operations. Competition for qualified employees among companies that rely heavily on engineering and technology is intense, and the loss of qualified employees or an inability to attract, retain and motivate additional highly skilled employees required for the operation and expansion of our business could hinder our ability to improve manufacturing operations, conduct research activities successfully and develop marketable products.

***Future acquisitions or divestitures may adversely affect our financial condition.***

As part of our strategy for growth, we may pursue acquisitions, divestitures or strategic alliances, which may not be completed or, if completed, may not be ultimately beneficial to us. There are numerous risks commonly encountered in strategic transactions, including the risk that we may not be able to complete a transaction that has been announced, effectively integrate businesses acquired or generate the cost savings and synergies anticipated. Failure to do so could have a material adverse effect on our financial results.

---

[Table of Contents](#)

[Index to Financial Statements](#)

***Capital investments in organic growth initiatives may not produce the returns we anticipate.***

A significant element of our strategy is to invest in opportunities to increase the production capacity of our operating facilities through modifications of and investments in existing facilities and equipment and to evaluate other investments in organic growth in our target markets. These projects involve numerous risks and uncertainties, including the risk that actual capital investment requirements exceed projected levels, that our forecasted demand levels prove to be inaccurate, that we do not realize the production increases or other benefits anticipated, that we experience scheduling delays in connection with the commencement or completion of the project, that the project disrupts existing plant operations causing us to temporarily lose a portion of our available production capacity, or that key management devotes significant time and energy focused on one or more initiatives that divert attention from other business activities.

***We could be required to make unexpected contributions to our defined benefit pension plans as a result of adverse changes in interest rates and the capital markets.***

Most of our pension obligations relate to funded defined benefit pension plans for our employees in the U.S., the U.K. and Canada, unfunded pension benefits in Germany and lump sum indemnities payable to our employees in France, Italy, Korea and Malaysia upon retirement or termination. Our pension plan assets consist primarily of funds invested in listed stocks and bonds. Our estimates of liabilities and expenses for pensions and other postretirement benefits incorporate a number of assumptions, including expected long-term rates of return on plan assets and interest rates used to discount future benefits. Our results of operations, liquidity or shareholder's equity in a particular period could be adversely affected by capital market returns that are less than their assumed long-term rate of return or a decline of the rate used to discount future benefits.

If the assets of our pension plans do not achieve assumed investment returns for any period, such deficiency could result in one or more charges against our earnings for that period. In addition, changing economic conditions, poor pension investment returns or other factors may require us to make unexpected cash contributions to the pension plans in the future, preventing the use of such cash for other purposes.

***We face risks relating to certain joint ventures and subsidiaries that we do not entirely control. Our ability to access cash from these entities may be more restricted than if these entities were wholly-owned subsidiaries.***

Some of our activities are, and will in the future be, conducted through entities that we do not entirely control or wholly own. These entities include our Norf, Germany; Logan, Kentucky; and Evermore Recycling joint ventures, as well as our majority-owned Malaysian subsidiary. Our Malaysian subsidiary is a public company whose shares are listed for trading on the Bursa Malaysia. Under the governing documents, agreements or securities laws applicable to or stock exchange listing rules relative to certain of these joint ventures and subsidiaries, our ability to fully control certain operational matters may be limited. In addition, we do not solely determine certain key matters, such as the timing and amount of cash distributions from these entities. As a result, our ability to access cash from these entities may be more restricted than if they were wholly-owned entities. Further, in some cases we do not have rights to prevent a joint venture partner from selling its joint venture interests to a third party.

***Hindalco and its interests as equity holder may conflict with the interests of the holders of our senior notes in the future.***

Novelis is an indirectly wholly-owned subsidiary of Hindalco. As a result, Hindalco may exercise control over our decisions to enter into any corporate transaction or capital restructuring and has the ability to approve or prevent any transaction that requires the approval of our shareholder. Hindalco may have an interest in pursuing acquisitions, divestitures, financings or other transactions that, in its judgment, could enhance its equity investment, even though such transactions might involve risks to holders of our Senior Notes.

Additionally, Hindalco operates in the aluminum industry and may from time to time acquire and hold interests in businesses that compete, directly or indirectly, with us. Hindalco has no obligation to provide us with financing and is able to sell their equity ownership in us at any time.

***If we are unable to obtain sufficient quantities of primary aluminum, recycled aluminum, sheet ingot and other raw materials used in the production of our products, our ability to produce and deliver products or to manufacture products on a timely basis and using the desired mix of metal inputs could be adversely affected.***

We rely on a limited number of suppliers for our raw materials requirements. Increasing aluminum demand levels have caused supply constraints in the industry. Further increases in demand levels could exacerbate these supply issues. In addition, worldwide supplies of primary ingot may be constrained by speculative investor activities. If we are unable to obtain sufficient quantities of primary aluminum, recycled aluminum, sheet ingot and other raw materials used in the production of our rolled aluminum products due to supply constraints in the future, our ability to produce and deliver products or to manufacture products on a timely basis could be adversely affected.

---

## [Table of Contents](#)

## [Index to Financial Statements](#)

Certain of our manufacturing operations rely on UBCs for a portion of base metal inputs. Since January 1, 2010, we have relied on our joint venture with Alcoa Inc., Evermore Recycling, as our exclusive agent for the procurement of UBCs in North America. In December 2011, we provided notice to Alcoa and Evermore Recycling of our intention to withdraw from Evermore Recycling. Upon the termination of our relationship with Evermore Recycling, we will acquire UBCs on our own behalf, through third party suppliers, to support our North American operations. Competition for UBCs is significant, and while we believe we will be able to obtain sufficient quantities to meet our production needs, if we are unable to do so, we could be required to purchase more expensive metal inputs which could have an adverse effect on our profitability and cash flows.

In addition, our sheet ingot requirements have historically been, in part, supplied by Rio Tinto Alcan pursuant to agreements with us. For the year ended March 31, 2012, we purchased the majority of our third party sheet ingot requirements from Rio Tinto Alcan's primary metal group. If Rio Tinto Alcan or any other significant supplier of sheet ingot is unable to deliver sufficient quantities of this material on a timely basis, our production may be disrupted and our net sales, profitability and cash flows could be materially adversely affected. Although aluminum is traded on the world markets, developing alternative suppliers of sheet ingot could be time consuming and expensive.

***We face significant price and other forms of competition from other aluminum rolled products producers, which could hurt our results of operations and cash flows.***

Generally, the markets in which we operate are highly competitive. We compete primarily on the basis of our value proposition, including price, product quality, ability to meet customers' specifications, range of products offered, lead times, technical support and customer service. Some of our competitors may benefit from greater capital resources, have more efficient technologies, have lower raw material and energy costs and may be able to sustain longer periods of price competition. In particular, we face increased competition from producers in China, which have significantly lower production costs and pricing. This lower pricing could erode the market prices of our products in the Chinese market and elsewhere.

In addition, our competitive position within the global aluminum rolled products industry may be affected by, among other things, the trend toward consolidation among our competitors, exchange rate fluctuations that may make our products less competitive in relation to the products of companies based in other countries (despite the U.S. dollar-based input cost and the marginal costs of shipping) and economies of scale in purchasing, production and sales, which accrue to the benefit of some of our competitors. For example, the price gap between the Shanghai Futures Exchange (SHFE) and the LME may make products manufactured in China with SHFE prices for aluminum more competitive compared to our products manufactured in Asia with LME prices for aluminum.

Increased competition could cause a reduction in our shipment volumes and profitability or increase our expenditures, either of which could have a material adverse effect on our financial results and cash flows.

***The end-use markets for certain of our products are highly competitive and customers are willing to accept substitutes for our products.***

The end-use markets for certain aluminum rolled products are highly competitive. Aluminum competes with other materials, such as steel, plastics, composite materials and glass, among others, for various applications, including in beverage and food cans, electronics and automotive end-use markets. In the past, customers have demonstrated a willingness to substitute other materials for aluminum. For example, changes in consumer preferences in beverage containers have increased the use of PET plastic containers and glass bottles in recent years. These trends may continue. The willingness of customers to accept substitutes for aluminum products could have a material adverse effect on our financial results and cash flows.

***The seasonal nature of some of our customers' industries could have a negative effect on our financial results and cash flows.***

The construction industry and the consumption of beer and soda are sensitive to weather conditions and as a result, demand for aluminum rolled products in the construction industry and for can feedstock can be seasonal. Our quarterly financial results could fluctuate as a result of climatic changes, and a prolonged series of cool summers in the different regions in which we conduct our business could have a material adverse effect on our financial results and cash flows.

---

[Table of Contents](#)

[Index to Financial Statements](#)

***We are subject to a broad range of environmental, health and safety laws and regulations, and we may be exposed to substantial environmental, health and safety costs and liabilities.***

We are subject to a broad range of environmental, health and safety laws and regulations in the jurisdictions in which we operate. These laws and regulations impose stringent environmental, health and safety protection standards and permitting requirements regarding, among other things, air emissions, wastewater storage, treatment and discharges, the use and handling of hazardous or toxic materials, waste disposal practices, the remediation of environmental contamination, post-mining reclamation and working conditions for our employees. Some environmental laws, such as Superfund and comparable laws in U.S. states and other jurisdictions worldwide, impose joint and several liability for the cost of environmental remediation, natural resource damages, third party claims, and other expenses, without regard to the fault or the legality of the original conduct.

The costs of complying with these laws and regulations, including participation in assessments and remediation of contaminated sites and installation of pollution control facilities, have been, and in the future could be, significant. In addition, these laws and regulations may also result in substantial environmental liabilities associated with divested assets, third party locations and past activities. In certain instances, these costs and liabilities, as well as related action to be taken by us, could be accelerated or increased if we were to close, divest of or change the principal use of certain facilities with respect to which we may have environmental liabilities or remediation obligations. Currently, we are involved in a number of compliance efforts, remediation activities and legal proceedings concerning environmental matters, including certain activities and proceedings arising under Superfund and comparable laws in U.S. states and other jurisdictions worldwide in which we have operations.

We have established liabilities for environmental remediation activities where appropriate. However, the cost of addressing environmental matters (including the timing of any charges related thereto) cannot be predicted with certainty, and these liabilities may not ultimately be adequate, especially in light of changing interpretations of laws and regulations by regulators and courts, the discovery of previously unknown environmental conditions, the risk of governmental orders to carry out additional compliance on certain sites not initially included in remediation in progress, our potential liability to remediate sites for which provisions have not been previously established and the adoption of more stringent environmental laws including, for example, the possibility of increased regulation of the use of bisphenol-A, a chemical component commonly used in the coating of aluminum cans. Such future developments could result in increased environmental costs and liabilities, which could have a material adverse effect on our financial condition, results or cash flows. Furthermore, the failure to comply with our obligations under the environmental laws and regulations could subject us to administrative, civil or criminal penalties, obligations to pay damages or other costs, and injunctions or other orders, including orders to cease operations. In addition, the presence of environmental contamination at our properties could adversely affect our ability to sell property, receive full value for a property or use a property as collateral for a loan.

Some of our current and potential operations are located or could be located in or near communities that may regard such operations as having a detrimental effect on their social and economic circumstances. Community objections could have a material adverse impact upon the profitability or, in extreme cases, the viability of an operation.

We use a variety of hazardous materials and chemicals in our rolling processes, as well as in our smelting operations in Brazil and in connection with maintenance work on our manufacturing facilities. Because of the nature of these substances or related residues, we may be liable for certain costs, including, among others, costs for health-related claims or removal or re-treatment of such substances. Certain of our current and former facilities incorporate asbestos-containing materials, a hazardous substance that has been the subject of health-related claims for occupational exposure. In addition, although we have developed environmental, health and safety programs for our employees, including measures to reduce employee exposure to hazardous substances, and conduct regular assessments at our facilities, we are currently, and in the future may be, involved in claims and litigation filed on behalf of persons alleging injury predominantly as a result of occupational exposure to substances or other hazards at our current or former facilities. It is not possible to predict the ultimate outcome of these claims and lawsuits due to the unpredictable nature of personal injury litigation. If these claims and lawsuits, individually or in the aggregate, were finally resolved against us, our results of operations and cash flows could be adversely affected.

***We may be exposed to significant legal proceedings or investigations.***

From time to time, we are involved in, or the subject of, disputes, proceedings and investigations with respect to a variety of matters, including environmental, health and safety, product liability, employee, tax, personal injury, contractual and other matters as well as other disputes and proceedings that arise in the ordinary course of business. Certain of these matters are discussed in the preceding risk factor. Any claims against us or any investigations involving us, whether meritorious or not, could be costly to defend or comply with and could divert management's attention as well as operational resources. Any such dispute, litigation or investigation, whether currently pending or threatened or in the future, may have a material adverse effect on our financial results and cash flows.

---

[Table of Contents](#)

[Index to Financial Statements](#)

***Product liability claims against us could result in significant costs or negatively impact our reputation and could adversely affect our business results and financial condition.***

We are sometimes exposed to warranty and product liability claims. There can be no assurance that we will not experience material product liability losses arising from individual suits or class actions alleging product liability defects or related claims in the future and that these will not have a negative impact on us. We generally maintain insurance against many product liability risks, but there can be no assurance that this coverage will be adequate for any liabilities ultimately incurred. In addition, there is no assurance that insurance will continue to be available on terms acceptable to us. A successful claim that exceeds our available insurance coverage could have a material adverse effect on our financial results and cash flows.

***We may be affected by global climate change or by legal, regulatory, or market responses to such change.***

There is a growing concern over climate change, which has led to new and proposed legislative and regulatory initiatives, such as cap-and-trade systems and additional limits on emissions of greenhouse gases. New laws enacted could directly and indirectly affect our customers and suppliers (through an increase in the cost of production or their ability to produce satisfactory products) or our business (through an impact on our inventory availability, cost of sales, operations or demand for the products we sell), which could result in an adverse effect on our financial condition, results of operations and cash flows. Compliance with any new or more stringent laws or regulations, or stricter interpretations of existing laws, could require additional expenditures by us, our customers or our suppliers. Also, we rely on natural gas, electricity, fuel oil and transport fuel to operate our facilities. Any increased costs of these energy sources because of new laws could be passed along to us and our customers and suppliers, which could also have a negative impact on our profitability.

***Income tax payments may ultimately differ from amounts currently recorded by the Company. Future tax law changes may materially increase the Company's prospective income tax expense.***

We are subject to income taxation in many jurisdictions. Judgment is required in determining our worldwide income tax provision and accordingly there are many transactions and computations for which our final income tax determination is uncertain. We are routinely audited by income tax authorities in many tax jurisdictions. Although we believe the recorded tax estimates are reasonable, the ultimate outcome from any audit (or related litigation) could be materially different from amounts reflected in our income tax provisions and accruals. Future settlements of income tax audits may have a material effect on earnings between the period of initial recognition of tax estimates in the financial statements and the point of ultimate tax audit settlement. Additionally, it is possible that future income tax legislation in any jurisdiction to which we are subject may be enacted that could have a material impact on our worldwide income tax provision beginning with the period that such legislation becomes effective.

***Our substantial indebtedness could adversely affect our business.***

We have a relatively high degree of leverage. As of March 31, 2012, we had \$4.4 billion of indebtedness outstanding. Our substantial indebtedness and interest expense could have important consequences to our company and holders of notes, including:

- limiting our ability to borrow additional amounts for working capital, capital expenditures or other general corporate purposes;
- increasing our vulnerability to general adverse economic and industry conditions, including volatility in LME aluminum prices;
- limiting our ability to capitalize on business opportunities and to react to competitive pressures and adverse changes in government regulation; and
- limiting our ability or increasing the costs to refinance indebtedness.

---

[Table of Contents](#)

[Index to Financial Statements](#)

***The covenants in our senior secured credit facilities and the indentures governing our Senior Notes impose operating and financial restrictions on us.***

Our senior secured credit facilities and the indentures governing our senior notes impose certain operating and financial restrictions on us. These restrictions limit our ability and the ability of our restricted subsidiaries, among other things, to:

- incur additional debt and provide additional guarantees;
- pay dividends and make other restricted payments, including certain investments;
- create or permit certain liens;
- make certain asset sales;
- use the proceeds from the sales of assets and subsidiary stock;
- create or permit restrictions on the ability of our restricted subsidiaries to pay dividends or make other distributions to us;
- engage in certain transactions with affiliates;
- enter into sale and leaseback transactions; and
- consolidate, merge or transfer all or substantially all of our assets or the assets of our restricted subsidiaries.

See Note 11 — Debt for additional discussion.

**Item 1B. Unresolved Staff Comments**

None.

**Item 2. Properties**

Our executive offices are located in Atlanta, Georgia. We are opening a global research and development center in Kennesaw, GA that will be operational in mid calendar year 2012. The center will offer state of the art research and development capabilities to help Novelis meet the global long-term demand for aluminum used for the automotive, beverage can and specialties markets.

The following tables provide information, by operating segment, about the plant locations, processes and major end-use markets/applications for the aluminum rolled products, recycling and primary metal facilities we operated during all or part of the year ended March 31, 2012. The total number of operating facilities within our operating segments as of March 31, 2012 is shown in the table below:

	Total Operating Facilities	Facilities with recycling operations
North America	11	4
Europe	12	5
Asia	3	2
South America	3	1
Total	<u>29</u>	<u>12</u>



---

## [Table of Contents](#)

## [Index to Financial Statements](#)

Included above are operating facilities that we jointly own and operate with third parties. Please see detail below:

### North America

<u>Location</u>	<u>Plant Processes</u>	<u>Major End-Use Markets</u>
Berea, Kentucky	Recycling	Recycled ingot
Burnaby, British Columbia	Finishing	Foil containers
Fairmont, West Virginia	Cold rolling, finishing	Foil, HVAC material
Greensboro, Georgia	Recycling	Recycled ingot
Kingston, Ontario	Cold rolling, finishing	Automotive, construction/industrial
Russellville, Kentucky (A)	Hot rolling, cold rolling, finishing, recycling	Can stock
Oswego, New York	Novelis Fusion™ casting, hot rolling, cold rolling, recycling, brazing, finishing	Can stock, automotive, construction/industrial, semi-finished coil
Saguenay, Quebec (B)	Continuous casting	Semi-finished coil
Terre Haute, Indiana	Cold rolling, finishing	Foil
Toronto, Ontario	Finishing	Foil, foil containers
Warren, Ohio	Coating	Can end stock

(A) We own 40% of the outstanding common shares of Logan Aluminum Inc. (Logan), but we have made equipment investments such that our portion of Logan's total machine hours has provided us approximately 55% of Logan's total production.

(B) In April 2012, we announced the planned closure of our Saguenay Works plant in Quebec, Canada effective August 2012.

Our Oswego, New York facility operates modern equipment used for recycling beverage cans and other scrap metals, ingot casting, hot rolling, cold rolling and finishing. Oswego produces can stock as well as building and industrial products. Oswego also provides feedstock to our Kingston, Ontario facility, which produces heat-treated automotive sheet and products for construction and industrial applications, and to our Fairmont, West Virginia facility, which produces light-gauge sheet. Our expansion project at our Oswego, NY facility is scheduled to be operational in mid calendar year 2013.

Our Russellville, Kentucky facility (referred to herein as Logan) is a processing joint venture between us and Tri-Arrows Aluminum Inc. (Tri-Arrows), formerly known as ARCO Aluminum, Inc. (ARCO). Effective August 1, 2011, a consortium of Japanese companies purchased ARCO. The transaction did not impact Novelis' interest in Logan. Logan, which was built in 1985, is the newest and largest rolling mill in North America. Logan operates modern and high-speed equipment for ingot casting, hot-rolling, cold-rolling and finishing. Logan is a dedicated manufacturer of aluminum sheet products for the can stock market with modern equipment, an efficient workforce and product focus. A portion of the can end stock is coated at North America's Warren, Ohio facility, in addition to Logan's on-site coating assets. Together with Tri-Arrows, we operate Logan as a production cooperative, with each party supplying its own primary metal inputs for conversion at the facility. The converted product is then returned to the supplying party at cost. Logan does not own any of the primary metal inputs or any of the converted products. All of the fixed assets at Logan are directly owned by us and Tri-Arrows in varying ownership percentages or solely by each party.

We share control of the management of Logan with Tri-Arrows through a board of directors with seven voting members of which we appoint four members and Tri-Arrows appoints three members. Management of Logan is led jointly by two executive officers who are subject to approval by at least five members of the board of directors.

Our Burnaby, British Columbia and Toronto, Ontario facilities spool and package household foil products and report to our foil business unit based in Toronto, Ontario.

Along with our recycling center in Oswego, New York, we own two other fully dedicated recycling facilities in North America, located in Berea, Kentucky and Greensboro, Georgia. Each offers a modern, cost-efficient process to recycle UBCs and other aluminum scrap into sheet ingot to supply our hot mills in Logan and Oswego.

---

## [Table of Contents](#)

## [Index to Financial Statements](#)

### Europe

<u>Location</u>	<u>Plant Processes</u>	<u>Major End-Use Markets</u>
Berlin, Germany (C)	Converting	Packaging
Bresso, Italy	Finishing, painting	Painted sheet, architectural
Dudelange, Luxembourg (C)	Continuous casting, foil rolling, finishing, recycling	Foil
Göttingen, Germany (D)	Cold rolling, finishing, painting	Can end, can tab, food can, lithographic, painted sheet
Latchford, U.K.	Recycling	Sheet ingot from recycled metal
Ludenscheid, Germany	Foil rolling, finishing, converting	Foil, packaging
Nachterstedt, Germany	Cold rolling, finishing, painting	Automotive, can end, industrial, painted sheet, architectural
Norf, Germany (A)	Hot rolling, cold rolling, recycling, continuous casting	Can stock, foilstock, feeder stock for finishing operations
Ohle, Germany	Cold rolling, finishing, converting	Foil, packaging
Pieve, Italy	Continuous casting, cold rolling, finishing, recycling	Coil for Bresso, industrial
Rugles, France (C)	Continuous casting, foil rolling, finishing, recycling	Foil
Sierre, Switzerland (B)	Novelis Fusion™ casting, hot rolling, cold rolling, and finishing	Automotive sheet, industrial

- (A) Operated as a 50/50 joint venture between us and Hydro Aluminum Deutschland GmbH (Hydro).
- (B) We have entered into an agreement with Constellium pursuant to which it retains access to the aluminum plate production capacity, which represents a significant portion of the total production capacity of the Sierre hot mill.
- (C) During the fourth quarter of fiscal 2012, we announced the planned sale of three European aluminum foil and packaging plants. The sale is expected to be finalized in mid calendar year 2012 and includes the operations in Rugles, France; Dudelange, Luxembourg; and Berlin, Germany.
- (D) In March 2012, we made the decision to restructure our lithographic sheet business, resulting in the closing of one line in our Göttingen, Germany facility.

Aluminium Norf GmbH (Alunorf) in Germany, a 50/50 production-sharing joint venture between us and Hydro, is a large scale, modern manufacturing hub for several of our operations in Europe, and is the largest aluminum rolling mill and remelting operation in the world. Norf supplies hot coil for further processing through cold rolling to some of our other plants, including Göttingen and Nachterstedt in Germany and provides foilstock to our plants in Ohle and Ludenscheid in Germany and Rugles in France. Together with Hydro, we operate Alunorf as a production cooperative, with each party supplying its own primary metal inputs for transformation at the facility. The transformed product is then transferred back to the supplying party on a pre-determined cost-plus basis. We own 50% of the equity interest in Norf and Hydro owns the other 50%. We share control of the management of Alunorf with Hydro through a jointly-controlled shareholders' committee. Management of Alunorf is led jointly by two managing executives, one nominated by us and one nominated by Hydro.

Our Göttingen plant has a paint line as well as lines for can end and food sheet. Our Nachterstedt plant cold rolls and finishes mainly automotive sheet and can end stock. The Pieve plant, located near Milan, Italy, mainly produces continuous cast coil that is cold rolled into paintstock and sent to the Bresso, Italy plant for painting and some specialist finishing.

The Sierre hot rolling plant in Switzerland and the Nachterstedt plant in Germany are Europe's leading producers of automotive sheet in terms of shipments. Sierre also supplies plate stock to Constellium.

---

## [Table of Contents](#)

## [Index to Financial Statements](#)

Our recycling operation in Latchford, United Kingdom is the only major recycling plant in Europe dedicated to UBCs.

In May 2012, we confirmed a decision to invest \$250 million at our Nachterstedt, Germany plant to build a fully integrated recycling facility, which will have an annual capacity of approximately 400 kt.

### Asia

<u>Location</u>	<u>Plant Processes</u>	<u>Major End-Use Markets</u>
Bukit Raja, Malaysia(A) Ulsan, South Korea(B)	Continuous casting, cold rolling, coating Hot rolling, cold rolling, recycling, finishing	Construction/industrial, heavy and light gauge foils Can stock, construction/industrial, electronics, foilstock, and recycled material
Yeongju, South Korea(B)	Hot rolling, cold rolling, recycling, finishing	Can stock, construction/industrial, electronics, foilstock and recycled material

(A) Ownership of the Bukit Raja plant corresponds to our 59% equity interest in Aluminium Company of Malaysia Berhad.

(B) We hold a 99% equity interest in the legal entity that owns the Ulsan and Yeongju plants.

Our Korean subsidiary, in which we hold a 99% interest, was formed through acquisitions in 1999 and 2000. Since the acquisitions, product capability has been developed to address higher value and more technically advanced markets such as can sheet. We hold a 59% equity interest in the Aluminum Company of Malaysia Berhad, a publicly traded company that operates from Bukit Raja, Selangor, Malaysia.

Novelis Asia also operates recycling furnaces at both its Ulsan and Yeongju facilities in South Korea for the conversion of customer and third-party recycled aluminum. In response to the growing demand for our products, we are expanding our rolling and recycling operations in South Korea. The expansion is on schedule and expected to become operational at the end of calendar year 2013. During the fourth quarter of fiscal 2012, we announced plans to invest \$100 million into an aluminum automotive heat treatment plant in China, which will have annual capacity of approximately 120 kt. Construction of the new facility is expected to begin in the fall of 2012 and we expect the plant to be operational beginning in late calendar year 2014.

### South America

<u>Location</u>	<u>Plant Processes</u>	<u>Major End-Use Markets</u>
Pindamonhangaba (Pinda), Brazil Utinga, Brazil Ouro Preto, Brazil	Hot rolling, cold rolling, recycling, finishing Foil rolling, finishing Smelting	Can stock, construction/industrial, foilstock, recycled ingot Foil Primary aluminum (sheet ingot and billets)

Our Pinda rolling and recycling facility in Brazil has an integrated process that includes recycling, sheet ingot casting, hot mill and cold mill operations. A leased coating line produces painted products, including can end stock. Pinda supplies foilstock to our Utinga foil plant, which produces converter, household and container foil.

Pinda is the largest aluminum rolling and recycling facility in South America in terms of shipments and the only facility in South America capable of producing can body and end stock. Pinda recycles primarily UBCs, and is engaged in tolling recycled metal for our customers. In response to the growing demand for our products in South America, in May 2010 we announced a plan to expand our aluminum rolling operations in Pinda. The expansion will increase the plant's capacity by more than 50% to approximately 600 kt of aluminum sheet per year. The project is expected to be operational in late calendar year 2012. Additionally, we have announced plans to install a new coating line for beverage can end stock and to expand the recycling capacity in our Pinda facility, both of which will be operational by the end of calendar 2013.

---

[Table of Contents](#)

[Index to Financial Statements](#)

We operate primary aluminum smelting and hydroelectric power generation operations at our Ouro Preto, Brazil facility. Our owned power generation supplies approximately 60% of our smelter needs. We own alumina refining assets that we are currently not operating. We also own mining rights in the Ouro Preto, Cataguases and Carangola regions that are not currently being explored.

**Item 3. *Legal Proceedings***

We are a party to litigation incidental to our business from time to time. For additional information regarding litigation to which we are a party, see Note 19 — Commitments and Contingencies to our accompanying audited consolidated financial statements, which are incorporated by reference into this item.

**Item 4. *Mine Safety Disclosures***

Not applicable.

[Table of Contents](#)

[Index to Financial Statements](#)

PART II

**Item 5. Market for Registrant's Common Equity, Related Shareholder Matters and Issuer Purchases of Equity Securities**

There is no established public trading market for the Company's common stock. Hindalco owns all of the Company's common stock through an indirect wholly-owned subsidiary. None of the equity securities of the Company are authorized for issuance under any equity compensation plan.

Dividends are at the discretion of the board of directors and will depend on, among other things, our financial resources, cash flows generated by our business, our cash requirements, restrictions under the instruments governing our indebtedness, being in compliance with the appropriate indentures and covenants under the instruments that govern our indebtedness that would allow us to legally pay dividends and other relevant factors.

On December 17, 2010, we paid \$1.7 billion to our shareholder as a return of capital.

**Item 6. Selected Financial Data**

The selected consolidated financial data presented below as of and for the years ended March 31, 2012, 2011, 2010 and 2009 and the periods May 16, 2007 through March 31, 2008 and April 1, 2007 through May 15, 2007 were derived from the audited consolidated financial statements of Novelis Inc. The selected consolidated financial data should be read in conjunction with our consolidated financial statements for the respective periods and the related notes included elsewhere in this Form 10-K.

As of May 15, 2007, all of our common shares were indirectly held by Hindalco; thus, earnings per share data are not reported. Amounts in the table below are in millions.

	Year Ended March 31,				May 16, 2007 Through March 31,	April 1, 2007 Through May 15,
	2012 Successor	2011 Successor	2010 Successor	2009 (B) Successor	2008(A) (B) Successor	2007(A) (B) Predecessor
Net sales	\$11,063	\$10,577	\$ 8,673	\$10,177	\$9,965	\$ 1,281
Net income (loss) attributable to our common shareholder	\$ 63	\$ 116	\$ 405	\$(1,910)	\$(53)	\$ (97)
Return of capital(C)	\$ —	\$ 1,700	\$ —	\$ —	\$—	\$ —
	March 31, 2012	March 31, 2011	March 31, 2010	March 31, 2009	March 31, 2009	March 31, 2008
Total assets	\$ 8,021	\$ 8,296	\$ 7,762	\$ 7,567	\$ 10,737	
Long-term debt (including current portion)	\$ 4,344	\$ 4,086	\$ 2,596	\$ 2,559	\$ 2,575	
Short-term borrowings	\$ 18	\$ 17	\$ 75	\$ 264	\$ 115	
Cash and cash equivalents	\$ 317	\$ 311	\$ 437	\$ 248	\$ 326	
Shareholder's/invested equity	\$ 123	\$ 445	\$ 1,869	\$ 1,419	\$ 3,490	

- (A) On May 15, 2007, the Company was acquired by Hindalco through its indirect wholly-owned subsidiary. Our acquisition by Hindalco was recorded in accordance with Staff Accounting Bulletin No. 103, *Push Down Basis of Accounting Required in Certain Limited Circumstances* (SAB 103). In the accompanying consolidated balance sheets, the consideration and related costs paid by Hindalco in connection with the acquisition have been "pushed down" to us and have been allocated to the assets acquired and liabilities assumed in accordance with Financial Accounting Standards Board (FASB) Statement No. 141, *Business Combinations* (FASB 141), the applicable accounting standard at the Arrangement date. Due to the impact of push down accounting, the Company's selected financial data for the year ended March 31, 2008 are presented in two distinct periods to indicate the application of two different bases of accounting between the periods presented: (1) the period up to, and including, the acquisition date (April 1, 2007 through May 15, 2007, labeled "Predecessor") and (2) the period after that date (May 16, 2007 through March 31, 2008, labeled "Successor"). The table above includes a black line division which indicates that the Predecessor and Successor reporting entities shown are not comparable.

---

[Table of Contents](#)

[Index to Financial Statements](#)

The consideration paid by Hindalco to acquire Novelis has been pushed down to us and allocated to the assets acquired and liabilities assumed based on our estimates of fair value, using methodologies and assumptions that we believe are reasonable. This allocation of fair value results in additional charges or income to our post-acquisition consolidated statements of operations.

- (B) Net income (loss) attributable to our common shareholder for the year ended March 31, 2009 includes non-cash pre-tax impairment charges of \$1.5 billion, and certain non-recurring expenses that were incurred related to the acquisition by Hindalco. The period May 16, 2007 through March 31, 2008 includes \$32 million of sales transaction fees. The period May 16, 2007 through March 31, 2008 also includes \$45 million of stock compensation expense related to the Arrangement.
- (C) On December 17, 2010, we paid \$1.7 billion to our shareholder as a return of capital.

---

[Table of Contents](#)

[Index to Financial Statements](#)

**Item 7. Management's Discussion and Analysis of Financial Condition and Results of Operations**

**OVERVIEW AND REFERENCES**

Novelis is the world's leading aluminum rolled products producer based on shipment volume in fiscal 2012. We produce aluminum sheet and light gauge products for use in the packaging market, which includes beverage and food can and foil products, as well as for use in the transportation, electronics, architectural and industrial product markets. We are also the world's largest recycler of used-beverage cans (UBCs) and have recycling operations in several of our plants to recycle post-consumer aluminum. As of March 31, 2012, we had operations in eleven countries on four continents, which include 29 operating plants, and recycling operations in 12 of these plants. In addition to aluminum rolled products plants, our South American businesses include primary aluminum smelting and power generation facilities. We are the only company of our size and scope focused solely on the aluminum rolled products markets and capable of local supply of technologically sophisticated products in all of these geographic regions, but with the global footprint to service global customers.

The following discussion contains forward-looking statements that reflect our plans, estimates and beliefs. Our actual results could differ materially from those discussed in these forward-looking statements. Factors that could cause or contribute to these differences include, but are not limited to, those discussed below and elsewhere in this Annual Report, particularly in "Special Note Regarding Forward-Looking Statements and Market Data" and "Risk Factors."

**BACKGROUND AND BASIS OF PRESENTATION**

*Acquisition of Novelis Common Stock*

On May 15, 2007, the company was acquired by Hindalco through its indirect wholly-owned subsidiary pursuant to a plan of arrangement (the Arrangement) at a price of \$44.93 per share. The aggregate purchase price for all of the company's common shares was \$3.4 billion, and \$2.8 billion of Novelis' debt was also assumed for a total transaction value of \$6.2 billion. Subsequent to completion of the Arrangement on May 15, 2007, all of our common shares were indirectly held by Hindalco.

---

[Table of Contents](#)

[Index to Financial Statements](#)

**HIGHLIGHTS**

Our focus on the fundamentals of our business in our core markets of can, automotive, and electronics and our agility in reacting to changes in the market have driven solid performance by our business even in a period of economic uncertainty. We reported favorable conversion premiums within all regions in fiscal 2012 compared to fiscal 2011, which was the result of our focus on our core markets. We continue to see increasing demand for our automotive applications and expect this trend to continue, although unfavorable macroeconomic conditions caused shipments of our flat rolled products in our other market segments to decline in fiscal 2012 compared to fiscal 2011. We continue to strive to be the lowest cost producer of world-class aluminum rolled products and have implemented numerous initiatives to improve operational efficiencies and cost disciplines across our segments throughout fiscal 2012. We have implemented numerous restructuring activities, including the shutdown or sale of facilities, staff rationalization and other activities, which have resulted in cost savings in the current year and will lead to significant cost savings for years to come.

- Shipments of flat rolled products totaled 2,838 kt for fiscal 2012, a decrease of 4% compared to fiscal 2011. These unfavorable declines occurred in our three largest regions: North America, Europe, and Asia. The lower shipments were primarily in our foil stock, light gauge, and industrial products markets.
- “Net sales” for fiscal 2012 were \$11.1 billion, an increase of 5% compared to the \$10.6 billion reported in fiscal 2011. The increase in “Net sales” is the result of higher average aluminum prices and favorable conversion premiums, partially offset by declines in volume, within all our segments in fiscal 2012 compared to prior year.
- We reported pre-tax income of \$129 million in fiscal 2012 compared to \$243 million in fiscal 2011. Included in our pre-tax income is \$111 million “Loss on assets held for sale” and \$60 million of “Restructuring charges, net” in fiscal 2012 and \$84 million “Loss on extinguishment of debt” and \$34 million of “Restructuring charges, net” in fiscal 2011.
- We reported cash flow provided by operations of \$556 million for fiscal 2012, an increase of 22% compared to \$454 million in fiscal 2011. The favorable increase was the result of improved working capital due to lower aluminum prices and effective inventory management. We spent \$516 million on capital expenditures during fiscal 2012, which is slightly lower than expected, and compares to \$234 million in fiscal 2011.
- We completed the acquisition of 31.3% of the outstanding shares of our Korean subsidiary for \$344 million during the third and fourth quarters of fiscal 2012, raising our ownership to 99%. We funded the acquisition through a \$225 million secured term loan executed in December 2011, additional borrowings on our asset backed loan facility and other available cash.
- We reported strong available liquidity of \$1.0 billion as of March 31, 2012 as compared to available liquidity of \$1.1 billion as of March 31, 2011. The decline is attributable to the short-term borrowings made in December 2011 for the acquisition of the outstanding shares of our Korean subsidiary and capital investments made during fiscal 2012 on our expansion projects in Oswego, NY; Pindamonhangaba, Brazil; and South Korea, offset by favorable cash provided by operating activities.

**BUSINESS AND INDUSTRY CLIMATE**

Global economic uncertainty negatively impacted our flat rolled product shipments in fiscal 2012 compared to prior year, particularly in North America, Europe and Asia. Despite the challenging global economy, our continued focus on the core markets of can, automotive, and electronics, along with increases in average aluminum prices, helped drive an increase in “Net sales” in fiscal 2012 compared to prior year. Shipments of beverage and food can products represented 61% of our total rolled product shipments in fiscal 2012, compared to 58% in fiscal 2011. We continue to see favorable growth in demand for our automotive products and expect this trend to continue. On a regional basis, we reported record “Segment income” in our North America and South America operations, due to strong conversion premiums and favorable product mix.



[Table of Contents](#)

[Index to Financial Statements](#)

**Key Sales and Shipment Trends**

(In millions, except Shipments which are in kt)

	Three Months Ended				Year Ended March 31, 2011	Three Months Ended				Year Ended March 31, 2012
	June 30, 2010	September 30, 2010	December 31, 2010	March 31, 2011		June 30, 2011	September 30, 2011	December 31, 2011	March 31, 2012	
<b>Net sales</b>	\$ 2,533	\$ 2,524	\$ 2,560	\$ 2,960	\$ 10,577	\$ 3,113	\$ 2,880	\$ 2,462	\$ 2,608	\$ 11,063
Percentage increase (decrease) in net sales versus comparable previous year period	29%	16%	21%	22%	22%	23%	14%	(4)%	(12)%	5%
<b>Rolled product shipments:</b>										
North America	278	285	262	280	1,105	288	274	248	254	1,064
Europe	232	227	208	240	907	237	227	183	228	875
Asia	146	134	148	152	580	152	131	117	124	524
South America	90	91	97	99	377	90	88	100	97	375
<b>Total</b>	<b>746</b>	<b>737</b>	<b>715</b>	<b>771</b>	<b>2,969</b>	<b>767</b>	<b>720</b>	<b>648</b>	<b>703</b>	<b>2,838</b>
Beverage and food cans	425	429	424	453	1,731	462	437	404	419	1,722
All other rolled products	321	308	291	318	1,238	305	283	244	284	1,116
<b>Total</b>	<b>746</b>	<b>737</b>	<b>715</b>	<b>771</b>	<b>2,969</b>	<b>767</b>	<b>720</b>	<b>648</b>	<b>703</b>	<b>2,838</b>
Percentage increase (decrease) in rolled products shipments versus comparable previous year period:										
North America	9%	10%	8%	2%	7%	4%	(4)%	(5)%	(9)%	(4)%
Europe	25%	12%	11%	6%	13%	2%	—	(12)%	(5)%	(4)%
Asia	12%	(4)%	10%	18%	9%	4%	(2)%	(21)%	(18)%	(10)%
South America	11%	(2)%	15%	15%	10%	—	(3)%	3%	(2)%	(1)%
<b>Total</b>	<b>15%</b>	<b>6%</b>	<b>10%</b>	<b>8%</b>	<b>10%</b>	<b>3%</b>	<b>(2)%</b>	<b>(9)%</b>	<b>(9)%</b>	<b>(4)%</b>
Beverage and food cans	7%	5%	14%	12%	10%	9%	2%	(5)%	(8)%	(1)%
All other rolled products	26%	8%	5%	3%	10%	(5)%	(8)%	(16)%	(11)%	(10)%
<b>Total</b>	<b>15%</b>	<b>6%</b>	<b>10%</b>	<b>8%</b>	<b>10%</b>	<b>3%</b>	<b>(2)%</b>	<b>(9)%</b>	<b>(9)%</b>	<b>(4)%</b>

---

[Table of Contents](#)

[Index to Financial Statements](#)

*Business Model and Key Concepts*

*Conversion Business Model*

Most of our business is conducted under a conversion model, which allows us to pass through increases or decreases in the price of aluminum to our customers. Nearly all of our products have a price structure with two components: (i) a pass-through aluminum price based on the London Metal Exchange (LME) plus local market premiums and (ii) a “conversion premium” price on the conversion cost to produce the rolled product which reflects, among other factors, the competitive market conditions for that product.

Increases or decreases in the average price of aluminum directly impact “Net sales,” “Cost of goods sold (exclusive of depreciation and amortization)” and working capital, albeit on a lag basis. These impacts are referred to as metal price lag. Metal price lag is caused by inventory and sales price exposure which we actively work to mitigate through our comprehensive risk management practices. Metal price lag is attributable to fluctuating metal prices associated with the period of time between the pricing of our purchases of inventory and the pricing of that inventory to our customers. Specifically, a portion of our metal purchases are based on average prices for a period of time prior to the period at which we order the metal. Further, there is a period of time between when we place an order for metal, when we receive it and when we price the finished products which will be shipped to our customers. Additionally, a cost recognition delay occurs due to the flow of metal costs through moving average inventory cost values and “Cost of goods sold (exclusive of depreciation and amortization).” The recognition of these timing differences in sales and metal costs vary based on contractual arrangements with customers and metal suppliers in each region. We discuss this metal price risk further below.

## [Table of Contents](#)

## [Index to Financial Statements](#)

We also have exposure to foreign currency risk associated with sales made in currencies that differ from those in which we are paying our conversion costs. For example, sales in Brazil are generally priced in U.S. dollars, but the majority of our conversion costs are paid in Brazilian real. We discuss this foreign currency risk further below.

### *LME Aluminum Prices*

The average (based on the simple average of the monthly averages) and closing prices based upon the LME prices for aluminum for the years ended March 31, 2012, 2011 and 2010 are as follows:

	Year Ended March 31,			Percent Change	
	2012	2011	2010	Year Ended March 31, 2012 versus March 31, 2011	Year Ended March 31, 2011 versus March 31, 2010
<b>London Metal Exchange Prices</b>					
Aluminum (per metric tonne, and presented in U.S. dollars):					
Closing cash price as of beginning of period	\$2,600	\$2,288	\$1,366	14%	67%
Average cash price during period	\$2,318	\$2,257	\$1,866	3%	21%
Closing cash price as of end of period	\$2,099	\$2,600	\$2,288	(19)%	14%

Although aluminum prices declined approximately \$500 per ton during fiscal 2012, average aluminum prices were approximately \$60 per ton higher in fiscal 2012 compared fiscal 2011. Aluminum prices had a steady decline from April 2011 through December 2011; recovered slightly in January and February of 2012; and then fell again in March 2012. The higher average price of aluminum resulted in \$25 million of unrealized losses on undesignated metal derivatives recorded through our statement of operations during the year ended March 31, 2012, while the underlying related exposure will be realized in a future period. We deferred losses of \$24 million on designated metal hedges during the year ended March 31, 2012, which are expected to be released into our statement of operations in the same period the underlying related exposure is recognized.

### *Metal Derivative Instruments*

We use derivative instruments to preserve our conversion margin and manage the timing differences associated with metal price lag. We sell short-term LME aluminum forward contracts to reduce our exposure to fluctuating metal prices associated with the period of time between the pricing of our purchases of inventory and the pricing of that inventory to our customers. These LME aluminum forward contracts directly hedge the economic risk of future metal price fluctuations on our inventory to synthetically ensure we sell metal for the same price at which we purchase metal.

### *Fixed Forward Price Commitments*

For some select customers, we enter into fixed forward price commitments. This results in fixed forward price exposure in certain sales contracts that contain fixed metal prices for sales in future periods of time. The impact of fixed priced sales contracts is recognized in revenue during the period in which the sale occurs.

We eliminate any risk by purchasing LME aluminum forward contracts simultaneous with our sales contracts to customers that contain fixed metal prices. These LME aluminum forward contracts directly hedge the economic risk of future metal price fluctuation attributable to the fixed forward price exposure combined with hedges of metal price lag to synthetically help ensure we purchase metal for the same price at which we agree to sell metal.

The recognition of unrealized gains and losses on undesignated metal derivative positions typically precedes inventory cost recognition, customer delivery, revenue recognition, and the realized gains or losses of the fixed forward priced contracts. The timing difference between the recognition of unrealized gains and losses on undesignated metal derivatives and cost or revenue recognition impacts "Income before income taxes" and "Net income." Gains and losses on metal derivative contracts are not recognized in "Segment income" until realized.

We settle derivative contracts in advance of billing on the underlying physical inventory and collecting from our customers, which temporarily impacts our liquidity position. The lag between derivative settlement and customer collection typically ranges from 30 to 90 days.

## [Table of Contents](#)

## [Index to Financial Statements](#)

### *Metal Price Ceilings*

In the past, we had contracts that contained a ceiling over which metal prices could not be contractually passed through to certain customers. The last of these contracts expired on December 31, 2009, and we entered into a new multi-year agreement to continue supplying similar volumes to the same customer. This new agreement became effective January 1, 2010, and does not contain a metal price ceiling. In connection with the allocation of purchase price (i.e., total consideration) paid by Hindalco, we established liabilities totaling \$655 million as of May 15, 2007 to record these sales contracts with metal price ceilings at fair value. These liabilities were accreted into “Net sales” over the term of the underlying contracts. This accretion had no impact on cash flow. In fiscal 2010, we recorded accretion of \$152 million. With the expiration of the last contract with a price ceiling, the balance of the reserve was zero at December 31, 2009, so there was no accretion during the years ended March 31, 2011 and 2012.

### *Energy swaps*

We use natural gas swaps to manage our exposure to fluctuating natural gas prices in North America. We also own an interest in an electricity swap which we designated as a cash flow hedge of our exposure to fluctuating electricity prices. In fiscal 2011, due to significant credit deterioration of our counterparty, we discontinued hedge accounting for the electricity swap. As a result of declining natural gas prices and electricity prices during fiscal 2012, we recorded \$25 million of unrealized losses on undesignated energy swaps during the year ended March 31, 2012, while the related exposures will be realized in a future period.

### *Foreign Exchange Impact*

We operate a global business and conduct business in various currencies around the world. Fluctuations in foreign exchange rates impact our operating results. We recognize foreign exchange gains and losses when business transactions are denominated in currencies other than the functional currency of that operation. The following table presents the exchange rates for significant currencies in which we conduct business as of the end of each period as well as the average of the month-end exchange rates for each of the past three fiscal years.

	Exchange Rate as of March 31,			Average Exchange Rate Year Ended March 31,		
	2012	2011	2010	2012	2011	2010
U.S. dollar per Euro	1.335	1.419	1.353	1.385	1.325	1.414
Brazilian real per U.S. dollar	1.823	1.627	1.784	1.696	1.718	1.861
South Korean won per U.S. dollar	1,138	1,107	1,131	1,111	1,151	1,213
Canadian dollar per U.S. dollar	0.997	0.971	1.014	0.992	1.021	1.085

During fiscal 2012, the U.S. dollar strengthened against all the local currencies in our regions. In Europe and Asia, the strengthening of the U.S. dollar resulted in foreign exchange losses as these operations are recorded in the local currency. In Brazil, where the U.S. dollar is the functional currency due to predominately U.S. dollar selling prices, we recognized foreign exchange gains as the Brazilian real denominated liabilities were remeasured to the U.S. dollar.

We use foreign exchange forward contracts and cross-currency swaps to manage our exposure to changes in exchange rates. These exposures arise from recorded assets and liabilities, firm commitments and forecasted cash flows denominated in currencies other than the functional currency of certain operations, which includes capital expenditures. The movement of currency exchange rates during fiscal 2012 resulted in \$15 million of unrealized losses on undesignated foreign currency derivatives, other than foreign currency remeasurement, during the year ended March 31, 2012, while the underlying related exposure will be realized in a future period. We deferred unrealized losses of \$29 million on designated foreign currency hedges during the year ended March 31, 2012, which are expected to be released into our statement of operations in the same period the underlying related exposure is recognized.

During fiscal 2011 and fiscal 2010, the U.S. dollar weakened as compared to the local currency in all our regions. In Europe and Asia, the weakening of the U.S. dollar resulted in foreign exchange gains as these operations use the local currency as the functional currency. In North America and Brazil, where the U.S. dollar is the functional currency due to predominantly U.S. dollar selling prices and metal costs, but where have local currency operating costs, we incurred foreign exchange losses.

Gains and losses on foreign exchange forward contracts and cross-currency swaps are not recognized in “Segment income” until realized, except for foreign currency remeasurement derivatives which are recognized in “Segment income” throughout the life of the derivative contract. See “Segment Review” below for each of the periods presented for additional discussion of the impact of foreign exchange on the results of each region.

---

[Table of Contents](#)

[Index to Financial Statements](#)

**Results of Operations**

*Year Ended March 31, 2012 Compared with the Year Ended March 31, 2011*

We reported strong operating results in fiscal 2012 despite the global market pressures we continue to experience. Our premium product portfolio, long-term customer base and business model enabled us to produce solid results for fiscal 2012. “Net sales” for the year ended March 31, 2012 increased \$486 million, or 5%, as compared to fiscal 2011 as a result of improved conversion premiums on our flat rolled products and higher average aluminum prices, partially offset by a decline in volumes.

“Cost of goods sold (exclusive of depreciation and amortization)” for the year ended March 31, 2012 increased \$516 million, or 6%, as compared to fiscal 2011, which reflects the higher average aluminum prices and increased input cost pressures.

“Income before income taxes” for the year ended March 31, 2012 was \$129 million, a decrease of \$114 million, or 47%, compared to fiscal 2011. In addition to the effects from operations discussed above, the following items affected “Income before income taxes”:

- \$329 million of “Depreciation and amortization” in fiscal 2012, which declined as compared to \$404 million in fiscal 2011 as a result of groups of our fixed assets reaching their fully depreciated balances since our purchase by Hindalco and reduced depreciation as a result of certain facility shut-downs over the past several years;
- \$305 million of “Interest expense and amortization of debt issuance costs” in fiscal 2012 as compared to \$207 million in fiscal 2011 as a result of our higher debt balances and amortization of debt issuance costs from refinancing our debt in the third quarter of fiscal 2011;
- \$111 million of “Loss on assets held for sale” in fiscal 2012 related to the planned sale of three foil plants in Europe. The transaction is a step in aligning our growth strategy on the higher-volume, premium markets of beverage cans, automobiles and electronics and specialty products;
- \$60 million of “Restructuring charges, net” in fiscal 2012 primarily related to an impairment on the planned closure of our Saguenay plant, severance across our European plants, severance related to the restructuring of our lithographic sheet operations in our Göttingen, Germany facility, and restructuring at our Santo Andre plant in Brazil, partially offset by the reversal the outstanding environmental contingencies of \$21 million related to the final sale of the Rogerstone facility. The \$34 million of “Restructuring charges, net” in fiscal 2011 related to the move of our North American headquarters to Atlanta, Georgia and the announced shutdowns of our Bridgnorth, UK and Aratu, Brazil facilities. These restructuring initiatives were implemented to align our operations with our global strategy of focusing on our core premium products and to optimize our global capacity;
- \$84 million of “Loss on early extinguishment of debt” related to a series of refinancing transactions executed and recorded in fiscal 2011;
- foreign currency (losses) gains, net of related derivatives, of \$(11) million in fiscal 2012 compared to \$1 million of gains in fiscal 2011;
- unrealized losses related to changes in the fair value of undesignated derivatives, other than foreign currency remeasurement, was \$62 million for fiscal 2012 as compared to unrealized losses of \$64 million for fiscal 2011; and
- realized gains of \$130 million in fiscal 2012 were comprised of changes in fair value of undesignated derivatives other than foreign currency remeasurement as compared to \$107 million of realized gains in fiscal 2011. These amounts are reported in “Other (income) expense, net” and offset year-over-year impacts of changes in metal prices, foreign currency exchange rates and other input costs on “Net sales” and “Cost of goods sold (exclusive of depreciation and amortization).”

We reported a \$39 million “Income tax provision” in fiscal 2012 compared to \$83 million in fiscal 2011. We reported “Net income attributable to our common shareholder” of \$63 million for the year ended March 31, 2012 as compared to \$116 million for the year ended March 31, 2011, primarily as a result of the factors discussed above.

## [Table of Contents](#)

## [Index to Financial Statements](#)

### *Segment Review*

Due in part to the regional nature of supply and demand of aluminum rolled products and in order to best serve our customers, we manage our activities on the basis of geographical areas and are organized under four operating segments: North America, Europe, Asia and South America.

We measure the profitability and financial performance of our operating segments based on “Segment income.” “Segment income” provides a measure of our underlying segment results that is in line with our portfolio approach to risk management. We define “Segment income” as earnings before (a) “depreciation and amortization”; (b) “interest expense and amortization of debt issuance costs”; (c) “interest income”; (d) unrealized gains (losses) on change in fair value of derivative instruments, net, except for foreign currency derivatives on our foreign currency balance sheet exposures, which are included in segment income; (e) “impairment of goodwill”; (f) impairment charges on long-lived assets (other than goodwill); (g) gain or loss on extinguishment of debt; (h) noncontrolling interests’ share; (i) adjustments to reconcile our proportional share of “Segment income” from non-consolidated affiliates to income as determined on the equity method of accounting; (j) “restructuring charges, net”; (k) gains or losses on disposals of property, plant and equipment and businesses, net; (l) other costs, net; (m) litigation settlement, net of insurance recoveries; (n) sale transaction fees; (o) provision or benefit for taxes on income (loss) and (p) cumulative effect of accounting change, net of tax. Our presentation of “Segment income” on a consolidated basis is a non-U.S. GAAP financial measure. See “Non-GAAP Financial Measures” below for additional discussion about our use of total “Segment income.”

*Adjustment to Eliminate Proportional Consolidation.* The financial information for our segments includes the results of our affiliates on a proportionately consolidated basis, which is consistent with the way we manage our business segments. In order to reconcile the financial information for the segments shown in the tables below to the relevant U.S. GAAP-based measures, we must adjust proportional consolidation of each line item. See Note 8— Consolidation and Note 9 — Investment in and Advances to Non-Consolidated Affiliates and Related Party Transactions for further information about these affiliates.

The tables below show selected segment financial information (in millions, except shipments which are in kt). For additional financial information related to our operating segments, see Note 20 — Segment, Geographical area, Major Customer and Major Supplier Information.

<u>Selected Operating Results</u> <u>Year Ended March 31, 2012</u>	<u>North</u> <u>America</u>	<u>Europe</u>	<u>Asia</u>	<u>South</u> <u>America</u>	<u>Eliminations</u> <u>and other</u>	<u>Total</u>
Net sales	\$3,967	\$3,840	\$1,830	\$1,278	\$ 148	\$11,063
Shipments:						
Rolled products	1,064	875	524	375	—	2,838
Ingot products	15	75	12	42	—	144
Total shipments	<u>1,079</u>	<u>950</u>	<u>536</u>	<u>417</u>	<u>—</u>	<u>2,982</u>
<u>Selected Operating Results</u> <u>Year Ended March 31, 2011</u>	<u>North</u> <u>America</u>	<u>Europe</u>	<u>Asia</u>	<u>South</u> <u>America</u>	<u>Eliminations</u> <u>and other</u>	<u>Total</u>
Net sales	\$3,760	\$3,589	\$1,866	\$1,214	\$ 148	\$10,577
Shipments:						
Rolled products	1,105	907	580	377	—	2,969
Ingot products	16	69	1	42	—	128
Total shipments	<u>1,121</u>	<u>976</u>	<u>581</u>	<u>419</u>	<u>—</u>	<u>3,097</u>

The following table reconciles changes in “Segment income” for the year ended March 31, 2011 to the year ended March 31, 2012 (in millions). Variances include the related realized derivative gain or loss and unrealized gains or losses on foreign currency derivatives which hedge our foreign currency balance sheet exposure.

## [Table of Contents](#)

## [Index to Financial Statements](#)

<u>Changes in Segment Income</u>	<u>North America</u>	<u>Europe</u>	<u>Asia</u>	<u>South America</u>	<u>Total</u>
Segment income — year ended March 31, 2011	\$ 382	\$ 313	\$225	\$ 152	\$1,072
Volume	(24)	(30)	(37)	(2)	(93)
Conversion premium and product mix	67	48	46	42	203
Conversion costs(A)	(23)	(26)	(38)	(25)	(112)
Metal price lag	20	(28)	—	(8)	(16)
Foreign exchange	(11)	2	(16)	28	3
Primary metal production	—	—	—	7	7
Other changes(B)	(4)	5	1	(13)	(11)
Segment income — year ended March 31, 2012	<u>\$ 407</u>	<u>\$ 284</u>	<u>\$181</u>	<u>\$ 181</u>	<u>\$1,053</u>

- (A) Conversion costs include expenses incurred in production such as direct and indirect labor, energy, freight, scrap usage, alloys and hardeners, coatings, alumina, melt loss, the incremental benefit of used beverage cans (UBCs) and other metal costs. Fluctuations in this component reflect cost efficiencies (inefficiencies) during the period as well as cost inflation (deflation).
- (B) Other changes include selling, general & administrative costs and research and development for all segments and certain other items which impact one or more regions. Significant fluctuations in these items are discussed below.

### *North America*

As of March 31, 2012, our North American operations manufactured aluminum sheet and light gauge products through 11 operating plants, including recycling operations in 4 plants. Important end-use applications include beverage cans, containers and packaging, automotive and other transportation applications and other industrial applications. Our expansion project at our Oswego, NY facility is scheduled to be operational in mid calendar year 2013. In March 2012, we made the decision to close our Saguenay Works plant in Quebec, Canada effective August 2012.

Our North American operations reported strong operating results in fiscal 2012 compared to prior year, although we experienced some softness in our can business and a decline in demand for our light gauge products. “Net sales” for the year ended March 31, 2012 was \$4.0 billion, up 6% as compared to \$3.8 billion for the year ended March 31, 2011. This reflects higher average aluminum prices and strong conversion premiums as a result of focusing on our core premium products, offset by a net decline of 41 kt in flat rolled shipments compared to prior year. The decline in shipments was primarily in our can and light gauge products, partially offset by higher shipments in our automotive products.

“Segment income” for the year ended March 31, 2012 was \$407 million, up 7% as compared to prior year. This increase was primarily due to improved conversion premiums and favorable changes in metal price lag offset by higher conversion costs, lower volumes and the negative effects of changes in foreign currency exchange rates. The higher conversion costs were the result of unfavorable melt loss, higher outbound freight, repairs and maintenance, and subcontractor costs offset by favorable prices of scrap metal and an increase in the usage of lower priced UBCs.

### *Europe*

As of March 31, 2012, our European segment provided European markets, and to a lesser extent Asia, with value-added sheet and light gauge products through 12 operating plants, including recycling operations in 5 plants. Europe serves a broad range of aluminum rolled product end-use markets in various applications including beverage and food can, automotive, lithographic, foil products and painted products. During the first quarter of fiscal 2012, we announced that we were investing to increase our recycling capacity at our Pieve, Italy facility, which will become operational in late calendar year 2012. In May 2012, we made a decision to invest \$250 million at our Nachterstedt, Germany facility to build a fully integrated recycling facility, which will have an annual capacity of approximately 400 kt. During the fourth quarter of fiscal 2012, we announced the planned sale of three European aluminum foil and packaging plants. The sale is expected to be finalized in mid calendar year 2012 and includes the operations in Rugles, France; Dudelange, Luxembourg; and Berlin, Germany. In March 2012, we made a decision to restructure our lithographic sheet business in our Göttingen, Germany plant, which resulted in the closure of one of our lithographic lines.

---

[Table of Contents](#)

[Index to Financial Statements](#)

Our European segment reported solid operating results driven by our continued focus on our core premium products. Despite a challenging economic environment, we experienced an increase in flat rolled product shipments in our can and automotive products and improved conversion premiums for fiscal 2012 compared to fiscal 2011. We experienced declines in volumes of our industrial, light gauge and foil products, which resulted in an overall net decline of 32 kt in our flat rolled product shipments in fiscal 2012 compared to fiscal 2011. “Net sales” for the year ended March 31, 2012 was \$3.8 billion, up 7% compared to \$3.6 billion for the year ended March 31, 2011. The increase in “Net sales” reflects higher average aluminum prices, improved conversion premiums due to the continued focus on our premium products, higher volumes of our automotive and can products, offset by a decline in our non-core product volumes.

“Segment income” for the year ended March 31, 2012 was \$284 million, down 9% compared prior year, resulting from lower volumes, higher conversion costs, and the negative effects of metal price lag. Higher conversion costs compared to prior year resulted from an increase in the costs to process scrap and UBC, an increase in melt loss, and increases in utility costs and outbound freight, partially offset by favorable metal discounts and lower labor costs.

*Asia*

As of March 31, 2012, our Asian segment has 3 operating plants, including recycling operations in 2 plants, with production balanced between beverage and food can, specialty (including electronics) and foil end-use applications. The expansion of our rolling and recycling capacity in Yeongju, South Korea and Ulsan, South Korea is on schedule and expected to become operational at the end of calendar year 2013. During the fourth quarter of fiscal 2012, we announced plans to invest \$100 million into an aluminum automotive heat treatment plant in China, which will have annual capacity of approximately 120 kt. Construction of the new facility is expected to begin in the fall of 2012 and we expect the plant to be operational beginning in late calendar year 2014. During fiscal 2012, we completed the acquisition of 31.3 percent of the outstanding shares of our Korean subsidiary for \$344 million raising our ownership of the Korean subsidiary to 99 percent.

“Net sales” for the year ended March 31, 2012 decreased \$36 million, or 2%, as compared to fiscal 2011 reflecting lower volumes of our flat rolled products, offset by higher average aluminum prices and improved conversion premiums. We experienced a decline in our flat rolled product shipments of 56 kt, or 10%, in fiscal 2012 compared to fiscal 2011. The declines were impacted by the continued global macroeconomic uncertainties, which resulted in a slow-down of our electronics shipments to customers globally. Despite unseasonably cold and wet weather during part of the year, our can product shipments remained relatively flat compared to fiscal 2011. The declines in our volumes were offset by favorable product mix, which resulted in an increase in our conversion premium in fiscal 2012, compared to fiscal 2011.

“Segment income” for the year ended March 31, 2012 was \$181 million, down 20% as compared to prior year due to higher conversion costs and lower volumes offset by improved conversion premiums. Conversion costs increased due to higher scrap prices, labor costs, fuel and utility costs and negative effects of increased melt loss. In fiscal 2011, we realized a \$17 million gain on the settlement of currency exchange derivatives related to a U.S. dollar dominated debt that was repaid in the third quarter of fiscal 2011, which was recorded in “Foreign currency remeasurement gains, net” and positively impacted “Segment income” in fiscal 2011, but had no impact on fiscal 2012.

*South America*

As of March 31, 2012, our South American segment included 3 operating plants in Brazil, which includes one plant with recycling operations, one primary aluminum smelter and hydroelectric power generation facilities. Our South American operations produce various aluminum rolled products for the beverage and food can, construction and industrial and transportation end-use markets. The previously announced expansion of our Pinda facility in Brazil is expected to be commissioned at the end of calendar year 2012. Additionally, we have announced plans to install a new coating line for beverage can end stock and to expand recycling capacity in our Pindamonhangaba, Brazil facility.

Our South America operations had positive operating results for the year ended March 31, 2012, compared to prior year. “Net sales” increased \$64 million, or 5%, as compared to fiscal 2011 primarily as a result of higher average aluminum prices and improved conversion premiums. Our flat rolled product shipments in fiscal 2012 remained relatively unchanged as compared to prior year.



[Table of Contents](#)

[Index to Financial Statements](#)

“Segment income” for the year ended March 31, 2012 was \$181 million, an increase of \$29 million, or 19%, as compared to the prior year. Improved conversion premiums, the positive effects of changes in foreign currency exchange rates, and favorable variance in our primary metal production were partially offset by unfavorable metal price lag, higher UBC and scrap prices, increased melt loss, and higher costs for alloys and hardeners. Other changes include higher general and administrative costs.

**Reconciliation of segment results to “Net income attributable to our common shareholder”**

Costs such as depreciation and amortization, interest expense and unrealized gains (losses) on changes in the fair value of derivatives, except foreign currency derivatives on our foreign currency balance sheet exposures, are not utilized by our chief operating decision maker in evaluating segment performance. The table below reconciles “Segment income” from reportable segments to “Net income attributable to our common shareholder” for the year ended March 31, 2012 and 2011 (in millions).

	Year Ended March 31,	
	2012	2011
North America	\$ 407	\$ 382
Europe	284	313
Asia	181	225
South America	181	152
Total Segment income	1,053	1,072
Depreciation and amortization	(329)	(404)
Interest expense and amortization of debt issuance costs	(305)	(207)
Interest income	15	13
Unrealized gains (losses) on change in fair value of derivative instruments, net	(62)	(64)
Realized gains on derivative instruments not included in segment income	1	5
Adjustment to eliminate proportional consolidation	(49)	(45)
Loss on extinguishment of debt	—	(84)
Restructuring charges, net	(60)	(34)
Loss on assets held for sale	(111)	—
Other costs, net	(24)	(9)
Income before income taxes	129	243
Income tax provision	39	83
Net income	90	160
Net income attributable to noncontrolling interests	27	44
<b>Net income attributable to our common shareholder</b>	<b>\$ 63</b>	<b>\$ 116</b>

“Depreciation and amortization” decreased \$75 million primarily as a result of facilities that have been shut-down and are no longer being depreciated, as well as assets which became fully depreciated as they reached the end of the useful lives assigned at the time of the purchase of Novelis by Hindalco.

“Interest expense and amortization of debt issuance costs” increased by \$98 million primarily due to higher average debt balances and higher capitalized debt issuance costs as a result of refinancing our debt in the third quarter of fiscal 2011.

“Adjustment to eliminate proportional consolidation” typically relates to depreciation and amortization and income taxes at our Aluminium Norf GmbH (Alunorf) joint venture. Income taxes related to our equity method investments are reflected in the carrying value of the investment and not in our consolidated “Income tax provision.”

“Unrealized gains (losses) on change in fair value of derivative instruments, net” is comprised of unrealized gains and losses on undesignated derivatives other than foreign currency remeasurement.

“Loss on early extinguishment of debt” in the third quarter of fiscal year 2011 related to a series of debt refinancing transactions completed in December 2010.

---

[Table of Contents](#)

[Index to Financial Statements](#)

“Restructuring charges, net” in fiscal 2012 primarily related to the impairment on our Saguenay plant, severance across our European plants, including the closure of one lithographic sheet line, and restructuring at our Santo Andre plant in Brazil, offset by a reversal of environmental contingencies related to the final sale of our plant in Rogerstone facility in South Wales, U.K. The \$34 million of “Restructuring charges, net” in fiscal 2011 related to the move of our North American headquarters to Atlanta, Georgia and the announced shutdowns of our Bridgnorth, UK and Aratu, Brazil facilities. See Note 2 — Restructuring Programs.

“Loss on assets held for sale” in fiscal 2012 related to the planned sale of three foil plants in Europe.

“Other costs, net” in fiscal 2012 relates primarily to losses on the Brazil tax litigation of \$13 million, new taxes on derivative transactions in Brazil of \$8 million, and losses on sale of assets of \$3 million. See Note 19 - Commitments and contingencies for further discussion on the Brazil tax matters.

We have experienced significant fluctuations in “Income tax provision” and the corresponding effective tax rate. The primary factors contributing to the effective tax rate differing from the statutory Canadian rate include:

- Our functional currency in Brazil is the U.S. dollar where the Company holds significant U.S. dollar denominated debt. As the value of the local currency strengthens or weakens against the U.S. dollar, unrealized gains or losses are created for tax purposes, while the underlying gains or losses are not recorded in our statements of operations.
- We have significant net deferred tax liabilities in Brazil that are remeasured to account for currency fluctuations as the taxes are payable in local currency.
- Our income is taxed at various statutory tax rates in varying jurisdictions. Applying the corresponding amounts of income and loss to the various tax rates results in differences when compared to our Canadian statutory tax rate.
- We record increases and decreases to valuation allowances primarily related to tax losses in certain jurisdictions where we believe it is more likely than not that we will be unable to utilize those losses.
- We have certain permanent tax differences that impact our effective tax rate, including a benefit from non-taxable dividends.

In fiscal 2012, we recorded a \$39 million “Income tax provision” on our pre-tax income of \$142 million, before our equity in net loss of non-consolidated affiliates, which represented an effective tax rate of 27%. Our effective tax rate differs from the expense at the Canadian statutory rate primarily due to the following factors: (1) a \$9 million benefit for pre-tax foreign currency gains or losses with no tax effect and the tax effect of U.S. dollar denominated currency gains or losses with no pre-tax effect, (2) a \$26 million benefit for exchange remeasurement of deferred income taxes, (3) a \$117 million increase in valuation allowances primarily related to tax losses in certain jurisdictions where we believe it is more likely than not that we be unable to utilize those losses, (4) a \$52 million benefit from non-taxable dividends, (5) a \$4 million benefit from differences between the Canadian statutory and foreign effective tax rates applied to entities in different jurisdictions, and (6) a \$23 million benefit related to a decrease in uncertain tax positions.

In fiscal 2011, we recorded an \$83 million “Income tax provision” on our pre-tax income of \$255 million, before our equity in net income of non-consolidated affiliates, which represented an effective tax rate of 33%. Our effective tax rate differs from the expense at the Canadian statutory rate primarily due to the following factors: (1) a \$20 million expense for exchange remeasurement of deferred income taxes, (2) a \$50 million increase in valuation allowances primarily related to tax losses in certain jurisdictions where we believe it is more likely than not that we will be unable to utilize those losses, largely offset by a \$49 decrease in our valuation allowance in the U.K. based on expectations of future taxable income, (3) a \$15 million benefit from non-taxable dividends, (4) a \$6 million benefit from differences between the Canadian statutory and foreign effective tax rates applied to entities in different jurisdictions, and (5) a \$6 million expense related to increase in uncertain tax positions.

---

[Table of Contents](#)

[Index to Financial Statements](#)

***Year Ended March 31, 2011 Compared with the Year Ended March 31, 2010***

We experienced strong demand across all our regions during the year ended March 31, 2011, and were operating at or near capacity in all regions. “Net sales” for the year ended March 31, 2011 increased \$1.9 billion, or 22%, as compared to the year ended March 31, 2010 primarily as a result of increases in aluminum prices and volumes. The fiscal 2010 “Net sales” includes \$152 million of non-cash accretion on can price ceiling contracts which did not benefit the fiscal 2011.

“Cost of goods sold (exclusive of depreciation and amortization)” for the year ended March 31, 2011 increased \$2.0 billion, or 28%, as compared to the year ended March 31, 2010 which reflects higher aluminum prices and increased volume. Increased input cost pressures were partially offset by our prior sustained cost cutting measures.

“Income before income taxes” for the year ended March 31, 2011 was \$243 million, a decrease of \$484 million, or 67%, compared to the \$727 million reported in fiscal 2010. In addition to the effects from operations discussed above, the following items affected “Income before income taxes:”

- \$34 million of “Restructuring charges, net” for the year ended March 31, 2011 primarily as a result of the move of our North American headquarters to Atlanta, Georgia and the announced shutdowns of our Bridgnorth, UK and Aratu, Brazil facilities, as compared to \$14 million of restructuring charges for the year ended March 31, 2010
- \$84 million of “Loss on early extinguishment of debt” related to a series of refinancing transactions executed and recorded during the year ended March 31, 2011
- foreign exchange gains of \$1 million in fiscal 2011 compared to gains of \$15 million in fiscal 2010
- unrealized losses related to changes in the fair value of undesignated derivatives in \$64 million compared to \$578 million in unrealized gains in fiscal 2010
- realized gains of \$107 million in fiscal 2011 comprised of changes in fair value of undesignated derivatives as compared to \$384 million of realized losses in fiscal 2010. These amounts are reported in “Other (income) expense, net” and offset year-over-year impacts of changes in metal prices, foreign currency exchange rates and other input costs on “Net sales” and “Cost of goods sold (exclusive of depreciation and amortization).”

We reported “Net income attributable to our common shareholder” of \$116 million for fiscal 2011 as compared to “Net income attributable to our common shareholder” of \$405 million for fiscal 2010, primarily as a result of the factors discussed above. We also recorded an “Income tax provision” of \$83 million in the year ended March 31, 2011, as compared to a \$262 million in the year ended March 31, 2010.

***Segment Review***

The tables below show selected segment financial information (in millions, except shipments which are in kt). For additional financial information related to our operating segments, see Note 20 — Segment, Geographical area, Major Customer and Major Supplier Information.

[Table of Contents](#)

[Index to Financial Statements](#)

Selected Operating Results Year Ended March 31, 2011	North America	Europe	Asia	South America	Eliminations and other	Total
Net sales	\$ 3,760	\$ 3,589	\$ 1,866	\$ 1,214	\$ 148	\$ 10,577
Shipments:						
Rolled products	1,105	907	580	377	—	2,969
Ingot products	16	69	1	42	—	128
Total shipments	1,121	976	581	419	—	3,097

Selected Operating Results Year Ended March 31, 2010	North America	Europe	Asia	South America	Eliminations and other	Total
Net sales	\$ 3,130	\$ 2,975	\$ 1,501	\$ 948	\$ 119	\$ 8,673
Shipments:						
Rolled products	1,029	803	532	344	—	2,708
Ingot products	34	81	2	29	—	146
Total shipments	1,063	884	534	373	—	2,854

The following table reconciles changes in “Segment income” for the year ended March 31, 2010 to the year ended March 31, 2011 (in millions). Variances include the related realized derivative gain or loss.

Changes in Segment Income	North America	Europe	Asia	South America	Total
Segment income — year ended March 31, 2010	\$ 292	\$ 212	\$ 154	\$ 97	\$ 755
Volume	59	64	22	24	169
Conversion premium and product mix	26	22	36	36	120
Conversion costs(A)	51	(15)	(21)	8	23
Metal price lag	(7)	42	15	11	61
Foreign exchange	(20)	(16)	29	(21)	(28)
Primary metal production	—	—	—	5	5
Other changes(B)	(19)	4	(10)	(8)	(33)
Segment income — year ended March 31, 2011	\$ 382	\$ 313	\$ 225	\$ 152	\$ 1,072

- (A) Conversion costs include expenses incurred in production such as direct and indirect labor, energy, freight, scrap usage, alloys and hardeners, coatings, alumina, melt loss, the incremental benefit of used beverage cans (UBCs) and other alternative scrap metal costs. Fluctuations in this component reflect cost efficiencies during the period as well as cost inflation (deflation).
- (B) Other changes include selling, general & administrative costs and research and development for all segments and certain other items which impact one or more regions, including such items as the impact of purchase accounting and metal price ceiling contracts. Significant fluctuations in these items are discussed below.

**North America**

As of March 31, 2011, our North American operations manufactured aluminum sheet and light gauge products through 11 plants, including two dedicated recycling facilities. Important end-use applications include beverage cans, containers and packaging, automotive and other transportation applications and other industrial applications.

Our North American operations experienced strong demand across all sectors with increased volumes in can, automotive and other industrial products in fiscal 2011 as compared to fiscal 2010. Shipments of flat rolled products in fiscal 2011 increased 7% as compared to fiscal 2010, with each quarter seeing an increase in volumes shipped as compared to the same periods in fiscal 2010. “Net sales” for fiscal 2011 were up \$630 million, or 20%, as compared to fiscal 2010 reflecting the strong demand previously mentioned as well as higher aluminum prices. This increase is despite the fact that “Net sales” for fiscal 2010 included \$152 million of accretion on can price ceiling contracts offset by \$128 million of derivatives related to those contracts.

“Segment income” for fiscal 2011 was \$382 million, up \$90 million as compared to fiscal 2010. Improved volume, conversion premium and mix and reductions in conversion costs all had a positive impact on “Segment income.” Conversion cost improvements are driven by reductions in a number of cost categories including labor, energy, repairs and maintenance and the usage of other aluminum scrap metal. These improvements are slightly offset by increased costs of alloys and hardeners and higher melt loss rates

---

[Table of Contents](#)

[Index to Financial Statements](#)

associated with melting additional scrap inputs. Other changes include a \$152 million negative impact related to the purchase accounting effect of metal price ceiling contracts, which increased "Segment income" for fiscal 2010 but did not affect fiscal 2011 offset by a \$128 million positive effect of the expiration of the can price ceiling contracts and related derivatives on December 31, 2009.

***Europe***

As of March 31, 2011, our European segment provided European markets with value-added sheet and light gauge products through 12 aluminum rolled products facilities and one dedicated recycling facility. Europe serves a broad range of aluminum rolled product end-use markets in various applications including can, automotive, lithographic, foil products and painted products.

Our European operations have experienced strong demand across our core end-use markets with the can sector providing particularly strong results and the premium car market remaining firm. Flat rolled product shipments and "Net sales" were up 13% and 21%, respectively, in fiscal 2011 as compared to fiscal 2010 which reflects higher average aluminum prices and volume and mix improvement as a result of strong demand. Our facilities operated at or near capacity for fiscal 2011.

"Segment income" for fiscal 2011 was \$313 million, up \$101 million compared to fiscal 2010. Improved volume, conversion premiums, product mix and favorable changes in metal price lag more than offset increases in conversion costs and the negative effect of changes in foreign currency exchange rates to the U.S. dollar and Euro.

***Asia***

As of March 31, 2011, Asia operated three manufacturing facilities with production balanced between beverage and food can, construction and industrial (including electronics) and foil end-use applications.

In fiscal 2011, the Asian markets experienced strong demand for all product categories. Flat rolled product shipments are up 9% in fiscal 2011 as compared fiscal 2010. "Net sales" increased \$365 million for the year ended March 31, 2011 as compared the year ended March 31, 2010 primarily as a result of higher aluminum prices and increased volume.

"Segment income" for fiscal 2011 was \$225 million, up \$71 million as compared to fiscal 2010 due primarily to improved volume, conversion premiums, favorable changes in metal price lag, favorable effects of changes in foreign currency exchange rates to the U.S. dollar, and realized gains on the settlement of currency exchange derivatives related to a U.S. dollar denominated debt that was repaid in the fiscal 2011. The favorable variances were partially off by the negative effects of higher conversion costs and selling, general and administrative costs in fiscal 2011 as compared to fiscal 2010.

***South America***

Our operations in South America manufacture various aluminum rolled products for the beverage and food can, construction and industrial and transportation end-use markets. Our South American operations included two rolling plants in Brazil along with one smelter, and hydroelectric power generation facilities as of March 31, 2011. We also have mining rights, which we are not exploring and some alumina refinery assets, which we are not operating.

Our South American operations experienced strong demand across all sectors as compared to the prior year. Shipments of flat rolled products in fiscal 2011 increased 10% as compared to a year ago. "Net sales" for fiscal 2011 were up \$266 million, or 28%, as compared to fiscal 2010 reflecting strong demand as well as higher aluminum prices.

"Segment income" for fiscal 2011 was \$152 million, up \$55 million as compared to fiscal 2010. Improved volumes, conversion premiums, reductions of conversion costs and favorable metal price lag more than offset the negative effects of changes in foreign currency exchange rates and higher selling, general and administrative costs. Increased "Segment income" of the primary business reflects the higher aluminum prices, offset by increased energy and alumina costs.

[Table of Contents](#)

[Index to Financial Statements](#)

**Reconciliation of segment results to “Net income attributable to our common shareholder”**

Costs such as depreciation and amortization, interest expense and unrealized gains (losses) on changes in the fair value of derivatives are not utilized by our chief operating decision maker in evaluating segment performance. The table below reconciles “Segment income” from reportable segments to “Net income attributable to our common shareholder” for the year ended March 31, 2011 and 2010 (in millions).

	Year Ended March 31,	
	2011	2010
North America	\$ 382	\$ 292
Europe	313	212
Asia	225	154
South America	152	97
Total Segment income	1,072	755
Depreciation and amortization	(404)	(384)
Interest expense and amortization of debt issuance costs	(207)	(175)
Interest income	13	11
Unrealized gains (losses) on change in fair value of derivative instruments, net	(64)	578
Realized gains on derivative instruments not included in segment income	5	—
Adjustment to eliminate proportional consolidation	(45)	(52)
Loss on extinguishment of debt	(84)	—
Restructuring charges, net	(34)	(14)
Other costs, net	(9)	8
Income before income taxes	243	727
Income tax provision	83	262
Net income	160	465
Net income attributable to noncontrolling interests	44	60
<b>Net income attributable to our common shareholder</b>	<b>\$ 116</b>	<b>\$ 405</b>

“Interest expense” and amortization of debt issuance costs increased primarily due to a higher average principal balance after the refinancing of our debt, offset by lower average interest rates on our variable rate debt for the majority of fiscal 2011.

For fiscal 2011, the \$64 million of losses consists of unrealized losses on changes in fair value of metal, foreign currency, interest rate offset by unrealized gains on energy derivatives. We recorded \$578 million of unrealized gains for fiscal 2010.

Realized gains on derivative instruments not included in “Segment income” represents realized gains on foreign currency derivatives related to capital expenditures for our previously announced expansion at our Pinda facility in South America.

“Adjustment to eliminate proportional consolidation” was a \$45 million loss for fiscal 2011 as compared to a \$52 million loss in fiscal 2010. This adjustment primarily relates to depreciation, amortization and income taxes at our Aluminium Norf GmbH (Alunorf) joint venture. The difference from the prior year relates to the reduction in depreciation and amortization on the step up in our basis in the underlying assets of the investees. Income taxes related to our equity method investments are reflected in the carrying value of the investment and not in our consolidated “Income tax provision.”

We paid tender premiums, fees and other costs of \$193 million associated with the refinancing transactions in December 2010 and related exchange offer in March 2011, including fees paid to lenders, arrangers and outside professionals such as attorneys and rating agencies. Approximately \$84 million of these fees, existing unamortized fees, discounts and fair value adjustments associated with the old debt were expensed and included in the “Loss on early extinguishment of debt.” The remaining fees paid and the remaining unamortized fees, discounts and fair value adjustments associated with the old debt were capitalized and will be amortized as an increase to “Interest expense” over the term of the related debt, ranging from five to ten years.

“Restructuring charges, net” in fiscal 2011 primarily related to the move of our North American headquarters to Atlanta, Georgia and the announced closure of our Bridgnorth facility in Europe and our Aratu facility in South America.

We have experienced significant fluctuations in “Income tax provision” and the corresponding effective tax rate. The primary factors contributing to the effective tax rate differing from the statutory Canadian rate included:

- Our functional currency in Brazil is the U.S. dollar where the company holds significant U.S. dollar denominated debt. As the value of the local currency strengthens or weakens against the U.S. dollar, unrealized gains or losses are created for tax purposes, while the underlying gains or losses are not recorded in our income statement.

---

## [Table of Contents](#)

## [Index to Financial Statements](#)

- We have significant net deferred tax liabilities in Brazil that are remeasured to account for currency fluctuations as the taxes are payable in local currency.
- Our income is taxed at various statutory tax rates in varying jurisdictions. Applying the corresponding amounts of income and loss to the various tax rates results in differences when compared to our Canadian statutory tax rate.
- We record increases and decreases to valuation allowances primarily related to tax losses in certain jurisdictions where we believe it is more likely than not that we will be unable to utilize those losses.

For the year ended March 31, 2011, we recorded an \$83 million “Income tax provision” on our pre-tax income of \$255 million, before our equity in net income of non-consolidated affiliates, which represented an effective tax rate of 33%. Our effective tax rate differs from the expense at the Canadian statutory rate primarily due to the following factors: (1) a \$20 million expense for exchange remeasurement of deferred income taxes, (2) a \$50 million increase in valuation allowances primarily related to tax losses in certain jurisdictions where we believe it is more likely than not that we be unable to utilize those losses, largely offset by a \$49 decrease in our valuation allowance in the U.K. based on expectations of future taxable income, (3) a \$15 million benefit from non-taxable dividends, (4) a \$6 million benefit from differences between the Canadian statutory and foreign effective tax rates applied to entities in different jurisdictions, and (5) a \$6 million expense related to increase in uncertain tax positions.

For fiscal 2010, we recorded a \$262 million “Income tax provision” on our pre-tax income of \$742 million, before our equity in net (income) loss of non-consolidated affiliates, which represented an effective tax rate of 35%. Our effective tax rate differs from the expense at the Canadian statutory rate primarily due to the following factors: (1) \$19 million expense for pre-tax foreign currency gains or losses with no tax effect and the tax effect of U.S. dollar denominated currency gains or losses with no pre-tax effect, (2) a \$38 million expense for exchange remeasurement of deferred income taxes, (3) a \$7 million expense for the effects of enacted tax rate changes on cumulative taxable temporary differences, (4) a \$9 million benefit from differences between the Canadian statutory and foreign effective tax rates applied to entities in different jurisdictions and (5) a \$10 million benefit related to a decrease in uncertain tax positions.

### **Liquidity and Capital Resources**

We believe we have adequate liquidity to meet our operational and capital requirements for the foreseeable future. Our primary sources of liquidity are cash and cash equivalents, borrowing availability under our revolving credit facility and cash generated by operating activities.

As of March 31, 2012, we had available liquidity of \$1.0 billion, which reflects a decrease of 4% from March 31, 2011, due to higher capital expenditures, higher working capital needs and short-term borrowings used to purchase the noncontrolling interest in the Company’s Korean operations in December 2011. We expect to maintain adequate liquidity throughout fiscal 2013 despite the challenging economic uncertainty and the significant investments we are making with our expansion projects.

[Table of Contents](#)

[Index to Financial Statements](#)

**Available Liquidity**

Our available liquidity as of March 31, 2012 and 2011 is as follows (in millions):

	March 31, 2012	March 31, 2011
Cash and cash equivalents	\$ 317	\$ 311
Overdrafts	—	(17)
Availability under the asset based lending (ABL) facility	704	767
Total liquidity	<u>\$ 1,021</u>	<u>\$ 1,061</u>

The “Cash and cash equivalents” balance above includes cash held in foreign countries in which we operate. Cash held outside Canada, in which we are incorporated, is free from significant restrictions that would prevent the cash from being accessed to meet the Company’s liquidity needs including, if necessary, to fund operations and service debt obligations in Canada. Upon the repatriation of any earnings to Canada, in the form of dividends or otherwise, we could be subject to Canadian income taxes (subject to adjustment for foreign taxes paid) and withholding taxes payable to the various foreign countries. As of March 31, 2012, we do not believe adverse tax consequences exist that restrict our use of “Cash or cash equivalents” in a material manner.

**Free Cash Flow**

We define “Free cash flow” (which is a non-GAAP measure) as: (a) “net cash provided by (used in) operating activities,” (b) plus “net cash provided by (used in) investing activities” and (c) less “net proceeds from sales of assets.” Management believes that “Free cash flow” is relevant to investors as it provides a measure of the cash generated internally that is available for debt service and other value creation opportunities. However, “Free cash flow” does not necessarily represent cash available for discretionary activities, as certain debt service obligations must be funded out of “Free cash flow.” Our method of calculating “Free cash flow” may not be consistent with that of other companies.

The following table shows the “Free cash flow” for the year ended March 31, 2012, 2011 and 2010, the change between periods, as well as the ending balances of cash and cash equivalents (in millions).

	Year Ended March 31,			Change	
	2012	2011	2010	2012 versus 2011	2011 versus 2010
Net cash provided by operating activities	\$ 556	\$ 454	\$ 844	\$ 102	\$(390)
Net cash used in investing activities	(442)	(113)	(484)	(329)	371
Less: Proceeds from sales of assets	(16)	(31)	(5)	15	(26)
Free cash flow	<u>\$ 98</u>	<u>\$ 310</u>	<u>\$ 355</u>	<u>\$(212)</u>	<u>\$ (45)</u>
Ending cash and cash equivalents	<u>\$ 317</u>	<u>\$ 311</u>	<u>\$ 437</u>	<u>\$ 6</u>	<u>\$(126)</u>

“Free cash flow” decreased \$212 million in the year ended March 31, 2012 as compared to prior year. The changes in “Free cash flow” are described in greater detail below.

**Operating Activities**

Overall operating results were strong for the year ended March 31, 2012, which was the result of improved working capital due to lower aluminum prices and effective inventory management. These variances were partially offset by \$284 million of higher interest payments on a larger underlying refinanced debt entered into in the third quarter of fiscal 2011.

In fiscal 2013, we expect to make contributions of \$82 million to our pension and other post-employment benefit plans.

A summary of our operating activities for the year ended March 31, 2012 can be found above in “Results of operations for the year ended March 31, 2012 compared to the year ended March 31, 2011.”



[Table of Contents](#)

[Index to Financial Statements](#)

*Investing Activities*

The following table presents information regarding our “Net cash used in investing activities” (in millions).

	Year Ended March 31,			Change	
	2012	2011	2010	2012 versus 2011	2011 versus 2010
Capital expenditures	\$(516)	\$(234)	\$(101)	\$(282)	\$(133)
Proceeds (outflow) from settlement of derivative instruments, net	59	91	(395)	(32)	486
Proceeds from sales of assets	16	31	5	(15)	26
Proceeds from investment in and advances to non-consolidated affiliates	2	—	3	2	(3)
Proceeds (outflow) from related parties loans receivable, net	(3)	(1)	4	(2)	(5)
Net cash used in investing activities	<u>\$(442)</u>	<u>\$(113)</u>	<u>\$(484)</u>	<u>\$(329)</u>	<u>\$ 371</u>

The majority of our capital expenditures cash outflows for the year ended March 31, 2012 were attributable to our three major expansion projects in Pinda, Brazil; South Korea; and Oswego, New York. Additionally, we have incurred \$113 million of accounts payable and accrued liabilities as of March 31, 2012 related to capital projects, which will result in cash outflows in fiscal 2013. The majority of our capital expenditures in fiscal 2011 and 2010 were for projects devoted to maintenance and debottlenecking. We expect capital expenditures for fiscal 2013 to be between \$650 million and \$700 million.

The settlement of undesignated derivative instruments resulted in a cash inflows of \$59 million in the year ended March 31, 2012 as compared to \$91 million of cash inflow in the year ended March 31, 2011. The fair value of our outstanding derivatives, not designated as hedging instruments, as of March 31, 2012 that will be settled in fiscal 2013 is a net liability position of \$11 million.

The majority of proceeds from asset sales in the year ended March 31, 2012 related to sales in Europe and Brazil. The majority of proceeds from asset sales in the year ended March 31, 2011 related to asset sales in Brazil.

“Proceeds (outflow) from related party loans receivable, net,” during all periods are primarily comprised of additional loans made to our non-consolidated affiliate, Aluminium Norf GmbH (Alunorf), net of payments we received related to a previous loan due from Alunorf.

[Table of Contents](#)[Index to Financial Statements](#)**Financing Activities**

The following table presents information regarding our “Net cash used in financing activities” (in millions).

	Year Ended March 31,			Change	
	2012	2011	2010	2012 versus 2011	2011 versus 2010
Proceeds from issuance of debt, third parties	\$ 271	\$ 3,985	\$ 177	\$(3,714)	\$ 3,808
Proceeds from issuance of debt, related parties	—	—	4	—	(4)
Principal repayments, third parties	(22)	(2,489)	(67)	2,467	(2,422)
Principal repayments, related parties	—	—	(95)	—	95
Short-term borrowings, net	2	(56)	(193)	58	137
Return of capital to our common shareholder	—	(1,700)	—	1,700	(1,700)
Dividends, noncontrolling interest	(1)	(18)	(13)	17	(5)
Acquisition of noncontrolling interest in Novelis Korea, Ltd	(344)	—	—	(344)	—
Debt issuance costs	(2)	(193)	(1)	191	(192)
Net cash used in financing activities	<u>\$ (96)</u>	<u>\$ (471)</u>	<u>\$(188)</u>	<u>\$ 375</u>	<u>\$ (283)</u>

During fiscal 2012, we acquired 31.3% percent of the outstanding noncontrolling interest shares of Novelis Korea Limited for cash of \$344 million. We funded the acquisition with a \$225 million secured term loan, which resulted in cash proceeds, net of the debt discount, of \$219 million, due March 2017. The remaining purchase price was funded through short-term borrowings and other available cash.

In the third quarter of fiscal 2012, we executed three separate loan agreements with Korean banks, which resulted in \$43 million of proceeds from the issuance of long-term debt due December 2014 and additional short-term borrowings of \$17 million.

During 2012, we entered into additional loan agreements with Brazil’s National Bank of Economic and Social Development (BNDES) related to the Pindamonhangaba, Brazil plant expansion which resulted in \$10 million of proceeds related to the issuance of this debt. As of March 31, 2012, we had \$15 million (R\$28 million) outstanding under the BNDES loan agreements with maturity dates of December 2018 through April 2021.

In December 2010, we completed a series of refinancing transactions, which included the issuance of \$1.1 billion of notes due 2017, \$1.4 billion of notes due 2020 and a \$1.5 billion secured term loan. The proceeds from the refinancing were used repay a prior secured loan credit facility, fund tender offers of old notes and pay various financing expenses. Additionally, a portion of the proceeds were used to fund a distribution of \$1.7 billion as a return of capital to Hindalco.

As of March 31, 2012, our short-term borrowings consisted of an \$18 million bank loan in South Korea. As of March 31, 2012, \$24 million of the ABL Facility was utilized for letters of credit and we had \$704 million in remaining availability under the ABL Facility. The weighted average interest rate on our total short-term borrowings was 4.83% and 2.43% as of March 31, 2012 and March 31, 2011, respectively.

Dividends paid to our noncontrolling interests, primarily in our Asia operating segment, were \$1 million, \$18 million, and \$13 million for fiscal 2012, 2011, and 2010, respectively.

[Table of Contents](#)

[Index to Financial Statements](#)

**OFF-BALANCE SHEET ARRANGEMENTS**

In accordance with SEC rules, the following qualify as off-balance sheet arrangements:

- any obligation under certain derivative instruments;
- any obligation under certain guarantees or contracts;
- a retained or contingent interest in assets transferred to an unconsolidated entity or similar entity or similar arrangement that serves as credit, liquidity or market risk support to that entity for such assets; and
- any obligation under a material variable interest held by the registrant in an unconsolidated entity that provides financing, liquidity, market risk or credit risk support to the registrant, or engages in leasing, hedging or research and development services with the registrant.

The following discussion addresses the applicable off-balance sheet items for our Company.

***Derivative Instruments***

See Note 15 — Financial Instruments and Commodity Contracts to our accompanying audited consolidated financial statements for a full description of derivative instruments.

***Other Arrangements***

*Forfeiting of Trade Receivables*

Novelis Korea Limited forfeits trade receivables in the ordinary course of business. These trade receivables are typically outstanding for 60 to 120 days. Forfeiting is a non-recourse method to manage credit and interest rate risks. Under this method, customers contract to pay a financial institution. The institution assumes the risk of non-payment and remits the invoice value (net of a fee) to us after presentation of a proof of delivery of goods to the customer. We do not retain a financial or legal interest in these receivables, and they are not included in our consolidated balance sheets.

*Factoring of Trade Receivables*

Our Brazilian operations factor, without recourse, certain trade receivables that are unencumbered by pledge restrictions. Under this method, customers are directed to make payments on invoices to a financial institution, but are not contractually required to do so. The financial institution pays us any invoices it has approved for payment (net of a fee). We do not retain financial or legal interest in these receivables, and they are not included in our consolidated balance sheets.

*Summary Disclosures of Forfeited and Factored Financial Amounts*

The following tables summarize our forfeiting and factoring amounts (in millions).

	Year Ended March 31,		
	2012	2011	2010
Receivables forfeited	\$235	\$396	\$423
Receivables factored	\$ 61	\$ 77	\$149
Forfeiting expense	\$ 1	\$ 1	\$ 2
Factoring expense	\$ 1	\$ 1	\$ 1

	March 31,	
	2012	2011
Forfeited receivables outstanding	\$49	\$52
Factored receivables outstanding	\$ 4	\$ 8

*Other*

As part of our ongoing business, we do not participate in transactions that generate relationships with unconsolidated entities or financial partnerships, such as entities often referred to as structured finance or special purpose entities (SPEs), which would have been established for the purpose of facilitating off-balance sheet arrangements or other contractually narrow or limited purposes. As of March 31, 2012 and 2011, we were not involved in any unconsolidated SPE transactions.

[Table of Contents](#)

[Index to Financial Statements](#)

**CONTRACTUAL OBLIGATIONS**

We have future obligations under various contracts relating to debt and interest payments, capital and operating leases, long-term purchase obligations, and postretirement benefit plans. The following table presents our estimated future payments under contractual obligations that exist as of March 31, 2012, based on undiscounted amounts (in millions). The future cash flow commitments that we may have related to derivative contracts are not estimable and are therefore not included. Furthermore, due to the difficulty in determining the timing of settlements, the table excludes \$28 million of uncertain tax positions. See Note 18 — Income Taxes to our accompanying audited consolidated financial statements.

	<u>Total</u>	<u>Less Than 1 Year</u>	<u>1-3 Years</u>	<u>3-5 Years</u>	<u>More Than 5 Years</u>
Debt(A)	\$ 4,403	\$ 40	\$ 169	\$ 1,670	\$ 2,524
Interest on long-term debt(B)	1,442	285	447	374	336
Capital leases(C)	57	8	14	14	21
Operating leases(D)	142	22	37	26	57
Purchase obligations(E)	4,032	1,521	1,545	631	335
Unfunded pension plan benefits(F)	148	14	26	28	80
Other post-employment benefits(F)	130	8	19	24	79
Funded pension plans(F)	47	47	—	—	—
<b>Total</b>	<b>\$10,401</b>	<b>\$ 1,945</b>	<b>\$ 2,257</b>	<b>\$ 2,767</b>	<b>\$ 3,432</b>

- (A) Includes only principal payments on our Senior Notes, term loans, revolving credit facilities and notes payable to banks and others. These amounts exclude payments under capital lease obligations.
- (B) Interest on our fixed rate debt is estimated using the stated interest rate. Interest on our variable-rate debt is estimated using the rate in effect as of March 31, 2012 and includes the effect of current interest rate swap agreements. Actual future interest payments may differ from these amounts based on changes in floating interest rates or other factors or events. These amounts include an estimate for unused commitment fees. Excluded from these amounts are interest related to capital lease obligations, the amortization of debt issuance and other costs related to indebtedness.
- (C) Includes both principal and interest components of future minimum capital lease payments. Excluded from these amounts are insurance, taxes and maintenance associated with the property.
- (D) Includes the minimum lease payments for non-cancelable leases for property and equipment used in our operations. We do not have any operating leases with contingent rents. Excluded from these amounts are insurance, taxes and maintenance associated with the properties and equipment.
- (E) Includes agreements to purchase goods (including raw materials and capital expenditures) and services that are enforceable and legally binding on us, and that specify all significant terms. Some of our raw material purchase contracts have minimum annual volume requirements. In these cases, we estimate our future purchase obligations using annual minimum volumes and costs per unit that are in effect as of March 31, 2012. Due to volatility in the cost of our raw materials, actual amounts paid in the future may differ from these amounts. Excluded from these amounts are the impact of any derivative instruments and any early contract termination fees, such as those typically present in energy contracts.
- (F) Obligations for postretirement benefit plans are estimated based on actuarial estimates using benefit assumptions for, among other factors, discount rates, rates of compensation increases and healthcare cost trends. Payments for unfunded pension plan benefits and other post-employment benefits are estimated through 2022. For funded pension plans, estimating the requirements beyond fiscal 2013 is not practical, as it depends on the performance of the plans' investments, among other factors.

---

[Table of Contents](#)

[Index to Financial Statements](#)

**RETURN OF CAPITAL**

On December 17, 2010, we paid \$1.7 billion to our shareholder as a return of capital.

Dividends are at the discretion of the board of directors and will depend on, among other things, our financial resources, cash flows generated by our business, our cash requirements, restrictions under the instruments governing our indebtedness, being in compliance with the appropriate indentures and covenants under the instruments that govern our indebtedness that would allow us to legally pay dividends and other relevant factors.

**ENVIRONMENT, HEALTH AND SAFETY**

We strive to be a leader in environment, health and safety (EHS). Our EHS system is aligned with ISO 14001, an international environmental management standard, and OHSAS 18001, an international occupational health and safety management standard. All of our facilities are expected to implement the necessary management systems to support ISO 14001 and OHSAS 18001 certifications.

As of March 31, 2012, all of our manufacturing facilities worldwide were ISO 14001 certified and OHSAS 18001 certified and 29 have dedicated quality improvement management systems.

Our capital expenditures for environmental protection and the betterment of working conditions in our facilities were \$16 million in fiscal 2012. We expect these capital expenditures will be approximately \$11 million in fiscal 2013. In addition, expenses for environmental protection (including estimated and probable environmental remediation costs as well as general environmental protection costs at our facilities) were \$17 million in fiscal 2012, and are expected to be \$14 million in fiscal 2013. Generally, expenses for environmental protection are recorded in "Cost of goods sold (exclusive of depreciation and amortization)." However, significant remediation costs that are not associated with on-going operations are recorded in "Other (income) expense, net."

**CRITICAL ACCOUNTING POLICIES AND ESTIMATES**

Our discussion and analysis of our results of operations and liquidity and capital resources are based on our consolidated financial statements which have been prepared in accordance with accounting principles generally accepted in the United States (GAAP). In connection with the preparation of our consolidated financial statements, we are required to make assumptions and estimates about future events, and apply judgments that affect the reported amounts of assets, liabilities, revenue, expenses, and the related disclosures. We base our assumptions, estimates and judgments on historical experience, current trends and other factors we believe to be relevant at the time we prepare our consolidated financial statements. On a regular basis, we review the accounting policies, assumptions, estimates and judgments to ensure that our consolidated financial statements are presented fairly and in accordance with GAAP. However, because future events and their effects cannot be determined with certainty, actual results could differ from our assumptions and estimates, and such differences could be material.

Our significant accounting policies are discussed in Note 1 — Business and Summary of Significant Accounting Policies to our accompanying consolidated financial statements. We believe the following accounting policies are the most critical to aid in fully understanding and evaluating our reported financial results, as they require management to make difficult, subjective or complex judgments, and to make estimates about the effect of matters that are inherently uncertain. Although management believes that the estimates and judgments discussed herein are reasonable, actual results could differ, which could result in gains or losses that could be material. We have reviewed these critical accounting policies and related disclosures with the Audit Committee of our board of directors.

***Derivative Financial Instruments***

We hold derivatives for risk management purposes and not for trading. We use derivatives to mitigate uncertainty and volatility caused by underlying exposures to aluminum prices, foreign exchange rates, interest rate, and energy prices. The fair values of all derivative instruments are recognized as assets or liabilities at the balance sheet date and are reported gross.

We may be exposed to losses in the future if the counterparties to our derivative contracts fail to perform. We are satisfied that the risk of such non-performance is remote due to our monitoring of credit exposures. Additionally, we enter into master netting agreements with contractual provisions that allow for netting of counterparty positions in case of default, and we do not face credit contingent provisions that would result in the posting of collateral.

---

[Table of Contents](#)

[Index to Financial Statements](#)

For derivatives designated as fair value hedges, we assess hedge effectiveness by formally evaluating the high correlation of changes in the fair value of the hedged item and the derivative hedging instrument. The changes in the fair values of the underlying hedged items are reported in other current and noncurrent assets and liabilities in the consolidated balance sheet. Changes in the fair values of these derivatives and underlying hedged items generally offset and are recorded each period in revenue, consistent with the underlying hedged item.

For derivatives designated as cash flow hedges or net investment hedges, we assess hedge effectiveness by formally evaluating the high correlation of the expected future cash flows of the hedged item and the derivative hedging instrument. The effective portion of gain or loss on the derivative is included in OCI and reclassified to earnings in the period in which earnings are impacted by the hedged items or in the period that the transaction becomes probable of not occurring. Gains or losses representing reclassifications of OCI to earnings are recognized in the line item most reflective of the underlying risk exposure. We exclude the time value component of foreign currency and aluminum price risk hedges when measuring and assessing ineffectiveness to align accounting policy with risk management objectives when it is necessary. If at any time during the life of a cash flow hedge relationship we determine that the relationship is no longer effective, the derivative will no longer be designated as a cash flow hedge and future gains or losses on the derivative will be recognized in “Other (income) expense, net”.

For all derivatives designated in hedging relationships, gains or losses representing hedge ineffectiveness or amounts excluded from effectiveness testing are recognized in “Other (income) expense, net” in our current period earnings. If no hedging relationship is designated, gains or losses are recognized in “Other (income) expense, net” in our current period earnings.

Consistent with the cash flows from the underlying risk exposure, we classify cash settlement amounts associated with designated derivatives as part of either operating or investing activities in the consolidated statements of cash flows. If no hedging relationship is designated, we classify cash settlement amounts as part of investing activities in the consolidated statement of cash flows.

The majority of our derivative contracts are valued using industry-standard models that use observable market inputs as their basis, such as time value, forward interest rates, volatility factors, and current (spot) and forward market prices for foreign exchange rates. See Note 15 — Financial Instruments and Commodity Contracts and Note 16 — Fair Value of Assets and Liabilities to our accompanying consolidated audited financial statements for discussion on fair value of derivative instruments.

***Impairment of Goodwill***

Goodwill represents the excess of the purchase price over the fair value of the identifiable net assets of acquired companies. As a result of the Arrangement, we estimated fair value of the identifiable net assets of acquired companies using a number of factors, including the application of multiples and discounted cash flow estimates. The carrying value of goodwill for each of our reporting units, which is tested for impairment annually, is as follows (in millions):

	<u>March 31, 2012</u>
North America	\$ 288
Europe	181
South America	<u>142</u>
	<u>\$ 611</u>

Goodwill is not amortized; instead, it is tested for impairment annually or more frequently if indicators of impairment exist. On an ongoing basis, absent any impairment indicators, we perform our goodwill impairment testing as of the last day of February of each year. Our reporting units are the same as our operating segments.

In September 2011, the Financial Accounting Standards Board issued new accounting guidance for testing goodwill for impairment. See Note 1 – Business and Summary of Significant Accounting Policies. The guidance provides an entity the option to first assess qualitative factors to determine whether the existence of events or circumstances leads to a determination that it is more likely than not that the estimated fair value of a reporting unit is less than its carrying amount. If an entity elects to perform a qualitative assessment and determines that an impairment is more likely than not, the entity is then required to perform the existing two-step quantitative impairment test, otherwise no further analysis is required. An entity also may elect not to perform the qualitative assessment and, instead, proceed directly to the two-step quantitative impairment test. The ultimate outcome of the goodwill impairment review for a reporting unit should be the same whether an entity chooses to perform the qualitative assessment or proceeds directly to the two-step quantitative impairment test.

---

## [Table of Contents](#)

## [Index to Financial Statements](#)

For the year ended March 31, 2012, we early adopted the new guidance for purposes of performing our annual goodwill impairment assessment. As of the last day of February 2012, we assessed qualitative factors and determined that there were no events or circumstances that led to a determination that it was more likely than not that the estimated fair value of a reporting unit was less than its carrying amount, therefore no further analysis was required and no goodwill impairment was identified.

Qualitative factors considered for each reporting unit included, but were not limited to, financial performance, forecasts and trends, macro-economic conditions, industry and market considerations, and the degree by which the fair value of each reporting unit exceeded its carrying value as of our most recent quantitative analysis in fiscal year 2011.

If we determine that that it is more likely than not that the estimated fair value of a reporting unit is less than its carrying amount, we would perform the two-step quantitative impairment test. Step one compares the fair value of each reporting unit to its carrying amount. If step one indicates that the carrying value of the reporting unit exceeds the fair value, the second step is performed to measure the amount of impairment, if any.

### ***Equity investments***

We invest in a number of public and privately-held companies, primarily through joint ventures and consortiums. If they are not consolidated, these investments are accounted for using the equity or cost method. As a result of the Arrangement, investments in and advances to affiliates as of May 16, 2007 were adjusted to reflect fair value.

We review investments for impairment whenever certain indicators are present suggesting that the carrying value of an investment is not recoverable. This analysis requires a significant amount of judgment to identify events or circumstances indicating that an investment may be impaired. Once an impairment indicator is identified, we must determine if an impairment exists, and if so, whether the impairment is other than temporary, in which case the investment would be written down to its estimated fair value.

### ***Impairment of Long Lived Assets and Other Intangible Assets***

We assess the recoverability of long-lived assets and finite-lived intangible assets whenever events or changes in circumstances indicate that we may not be able to recover the asset's carrying amount, in accordance with FASB Accounting Standards Codification (ASC) (Codification) No. 360, *Property, Plant and Equipment*.

When evaluating long-lived assets and finite-lived intangible assets for potential impairment, we first compare the carrying value of the asset to the asset's estimated future net cash flows (undiscounted and without interest charges). If the estimated future net cash flows are less than the carrying value of the asset, we calculate and recognize an impairment loss. If we recognize an impairment loss, the carrying amount of the asset is adjusted to fair value based on the discounted estimated future net cash flows and will be its new cost basis. For a depreciable long-lived asset, the new cost basis will be depreciated over the remaining useful life of that asset. For an amortizable intangible asset, the new cost basis will be amortized over the remaining useful life of the asset.

Our impairment loss calculations require management to apply judgments in estimating future cash flows to determine asset fair values, including forecasting useful lives of the assets and selecting the discount rate that represents the risk inherent in future cash flows. For the year ended March 31, 2012, we recorded impairment charges of \$42 million classified as "Restructuring charges, net" which related primarily to the impairment of the planned closure of our Saguenay Works facility in Quebec, Canada and an additional impairment recorded on the land and buildings at our Bridgnorth facility and \$4 million in impairment charges on long-lived assets classified as "Other (income) expense, net." For the year ended March 31, 2011, we recorded impairment charges of \$5 million classified as "Restructuring charges, net" related to the write down of land and buildings at our Bridgnorth facility, offset by a \$10 million gain on asset sales at our Rogerstone facility. We recorded impairment charges on long-lived assets of \$1 million during the year ended March 31, 2010.

Our other intangible assets of \$678 million as of March 31, 2012 consist of tradenames, technology and software, customer relationships and favorable energy and supply contracts and are amortized over 3 to 20 years. As of March 31, 2012, we do not have any other intangible assets with indefinite useful lives, other than Goodwill. No impairments of other intangible assets have been identified during any of the periods presented.

If actual results are not consistent with our assumptions and judgments used in estimating future cash flows and asset fair values, we may be exposed to additional impairment losses that could be material to our results of operations.

---

## [Table of Contents](#)

## [Index to Financial Statements](#)

### ***Pension and Other Postretirement Plans***

We account for our pensions and other postretirement benefits in accordance with ASC 715, *Compensation — Retirement Benefits* (ASC 715). Liabilities and expense for pension plans and other postretirement benefits are determined using actuarial methodologies and incorporate significant assumptions, including the rate used to discount the future estimated liability, the long-term rate of return on plan assets, and several assumptions related to the employee workforce (salary increases, medical costs, retirement age, and mortality).

The actuarial models use an attribution approach that generally spreads the financial impact of changes to the plan and actuarial assumptions over the average remaining service lives of the employees in the plan. Changes in liability due to changes in actuarial assumptions such as discount rate, rate of compensation increases and mortality, as well as annual deviations between what was assumed and what was experienced by the plan are treated as gains or losses. Gains and losses are amortized over the group's average future service life of the employees. The average future service life for pension plans and other postretirement benefit plans is 10.5 and 11.9 years, respectively. The principle underlying the required attribution approach is that employees render service over their average remaining service lives on a relatively smooth basis and, therefore, the accounting for benefits earned under the pension or non-pension postretirement benefits plans should follow the same relatively smooth pattern.

Our pension obligations relate to funded defined benefit pension plans we have established in the United States, Canada, Switzerland and the United Kingdom, unfunded defined benefit pension plans primarily in Germany, unfunded lump sum indemnities payable upon retirement to employees in France, Malaysia, and Italy and partially funded lump sum indemnities in South Korea. Pension benefits are generally based on the employee's service and either on a flat rate for years of service or on the highest average eligible compensation before retirement. Our other postretirement benefit obligations include unfunded healthcare and life insurance benefits provided to retired employees in Canada, the U.S. and Brazil.

All net actuarial gains and losses are generally amortized over the expected average remaining service life of the employees. The costs and obligations of pension and other postretirement benefits are calculated based on assumptions including the long-term rate of return on pension assets, discount rates for pension and other postretirement benefit obligations, expected service period, salary increases, retirement ages of employees and healthcare cost trend rates. These assumptions bear the risk of change as they require significant judgment and they have inherent uncertainties that management may not be able to control.

The most significant assumption used to calculate pension and other postretirement obligations is the discount rates used to determine the present value of benefits. It is based on spot rate yield curves and individual bond matching models for pension and other postretirement plans in Canada and the United States, and on published long-term high quality corporate bond indices in other countries, at the end of each fiscal year. Adjustments were made to the index rates based on the duration of the plans' obligations for each country. The weighted average discount rate used to determine the pension benefit obligation was 4.4%, 5.3%, and 5.5% as of March 31, 2012, 2011, and 2010, respectively. The weighted average discount rate used to determine the other postretirement benefit obligation was 4.2% as of March 31, 2012, compared to 5.2% and 5.6% for March 31, 2011 and 2010, respectively. The weighted average discount rate used to determine the net periodic benefit cost is the rate used to determine the benefit obligation at the end of the previous fiscal year.

As of March 31, 2012, an increase in the discount rate of 0.5%, assuming inflation remains unchanged, would result in a decrease of \$132 million in the pension and other postretirement obligations and in a decrease of \$15 million in the net periodic benefit cost. A decrease in the discount rate of 0.5% as of March 31, 2012, assuming inflation remains unchanged, would result in an increase of \$132 million in the pension and other postretirement obligations and in an increase of \$15 million in the net periodic benefit cost. The calculation of the estimate of the expected return on assets and additional discussion regarding pension and other postretirement plans is described in Note 13 — Postretirement Benefit Plans to our accompanying consolidated financial statements. The weighted average expected return on assets was 6.7% for 2012, 6.8% for 2011, and 6.7% for 2010. The expected return on assets is a long-term assumption whose accuracy can only be measured over a long period based on past experience. A variation in the expected return on assets by 0.5% as of March 31, 2012 would result in a variation of approximately \$5 million in the net periodic benefit cost.

### ***Income Taxes***

We account for income taxes using the asset and liability method. Under the asset and liability method, deferred tax assets and liabilities are recognized for the estimated future tax consequences attributable to differences between the financial statement carrying amounts of existing assets and liabilities and their respective tax bases. In addition, deferred tax assets are also recorded with respect to net operating losses and other tax attribute carryforwards. Deferred tax assets and liabilities are measured using enacted tax rates in effect for the year in which those temporary differences are expected to be recovered or settled. Valuation allowances are established when realization of the benefit of deferred tax assets is not deemed to be more likely than not. The effect on deferred tax assets and liabilities of a change in tax rates is recognized in income in the period that includes the enactment date.



---

[Table of Contents](#)

[Index to Financial Statements](#)

The ultimate recovery of certain of our deferred tax assets is dependent on the amount and timing of taxable income that we will ultimately generate in the future and other factors such as the interpretation of tax laws. This means that significant estimates and judgments are required to determine the extent that valuation allowances should be provided against deferred tax assets. We have provided valuation allowances as of March 31, 2012 aggregating \$251 million against such assets based on our current assessment of future operating results, timing and nature of realizing deferred tax liabilities, tax planning strategies and tax carrybacks.

By their nature, tax laws are often subject to interpretation. Further complicating matters is that in those cases where a tax position is open to interpretation, differences of opinion can result in differing conclusions as to the amount of tax benefits to be recognized under ASC 740, *Income Taxes*. ASC 740 utilizes a two-step approach for evaluating tax positions. Recognition (Step 1) occurs when an enterprise concludes that a tax position, based solely on its technical merits, is more likely than not to be sustained upon examination. Measurement (Step 2) is only addressed if Step 1 has been satisfied. Under Step 2, the tax benefit is measured as the largest amount of benefit, determined on a cumulative probability basis that is more likely than not to be realized upon ultimate settlement. Consequently, the level of evidence and documentation necessary to support a position prior to being given recognition and measurement within the financial statements is a matter of judgment that depends on all available evidence.

***Assessment of Loss Contingencies***

We have legal and other contingencies, including environmental liabilities, which could result in significant losses upon the ultimate resolution of such contingencies. Environmental liabilities that are not legal asset retirement obligations are accrued on an undiscounted basis when it is probable that a liability exists for past events.

We have provided for losses in situations where we have concluded that it is probable that a loss has been or will be incurred and the amount of the loss is reasonably estimable. A significant amount of judgment is involved in determining whether a loss is probable and reasonably estimable due to the uncertainty involved in determining the likelihood of future events and estimating the financial statement impact of such events. If further developments or resolution of a contingent matter are not consistent with our assumptions and judgments, we may need to recognize a significant charge in a future period related to an existing contingency.

**RECENTLY ISSUED ACCOUNTING STANDARDS**

See Note 1 — Business and Summary of Significant Accounting Policies to our accompanying audited consolidated financial statements for a full description of recent accounting pronouncements including the respective expected dates of adoption and expected effects on results of operations and financial condition.

**NON-GAAP FINANCIAL MEASURES**

Total “Segment Income” presents the sum of the results of our four operating segments on a consolidated basis. We believe that total “Segment Income” is an operating performance measure that measures operating results unaffected by differences in capital structures, capital investment cycles and ages of related assets among otherwise comparable companies. In reviewing our corporate operating results, we also believe it is important to review the aggregate consolidated performance of all of our segments on the same basis that we review the performance of each of our regions and to draw comparisons between periods based on the same measure of consolidated performance.

Management believes that investors’ understanding of our performance is enhanced by including this non-GAAP financial measure as a reasonable basis for comparing our ongoing results of operations. Many investors are interested in understanding the performance of our business by comparing our results from ongoing operations from one period to the next and would ordinarily add back items that are not part of normal day-to-day operations of our business. By providing total “Segment Income”, together with reconciliations, we believe we are enhancing investors’ understanding of our business and our results of operations, as well as assisting investors in evaluating how well we are executing strategic initiatives.

However, total “Segment Income” is not a measurement of financial performance under GAAP, and our total “Segment Income” may not be comparable to similarly titled measures of other companies. Total “Segment Income” has important limitations as an analytical tool, and you should not consider this measure in isolation or as a substitute for analysis of our results as reported under GAAP. For example, total “Segment Income”:

- does not reflect the company’s cash expenditures or requirements for capital expenditures or capital commitments;

---

## [Table of Contents](#)

## [Index to Financial Statements](#)

- does not reflect changes in, or cash requirements for, the company's working capital needs; and
- does not reflect any costs related to the current or future replacement of assets being depreciated and amortized.

We also use total "Segment Income":

- as a measure of operating performance to assist us in comparing our operating performance on a consistent basis because it removes the impact of items not directly resulting from our core operations;
- for planning purposes, including the preparation of our internal annual operating budgets and financial projections;
- to evaluate the performance and effectiveness of our operational strategies; and
- as a basis to calculate incentive compensation payments for our key employees.

Total "Segment Income" is equivalent to Adjusted EBITDA, which we refer to in our earnings announcements and other external presentations to analysts and investors.

### **Item 7A. *Quantitative and Qualitative Disclosures About Market Risk***

We are exposed to certain market risks as part of our ongoing business operations, including risks from changes in commodity prices (primarily aluminum, electricity and natural gas), foreign currency exchange rates and interest rates that could impact our results of operations and financial condition. We manage our exposure to these and other market risks through regular operating and financing activities and derivative financial instruments. We use derivative financial instruments as risk management tools only, and not for speculative purposes. Except where noted, the derivative contracts are marked-to-market and the related gains and losses are included in earnings in the current accounting period.

By their nature, all derivative financial instruments involve risk, including the credit risk of non-performance by counterparties. All derivative contracts are executed with counterparties that, in our judgment, are creditworthy. Our maximum potential loss may exceed the amount recognized in the accompanying March 31, 2012 consolidated balance sheet.

The decision of whether and when to execute derivative instruments, along with the duration of the instrument, can vary from period to period depending on market conditions and the relative costs of the instruments. The duration is always linked to the timing of the underlying exposure, with the connection between the two being regularly monitored.

#### **Commodity Price Risks**

We have commodity price risk with respect to purchases of certain raw materials including aluminum, electricity, natural gas and transport fuel.

##### *Aluminum*

Most of our business is conducted under a conversion model that allows us to pass through increases or decreases in the price of aluminum to our customers. Nearly all of our products have a price structure with two components: (i) a pass through aluminum price based on the LME plus local market premiums and (ii) a "conversion premium" based on the conversion cost to produce the rolled product and the competitive market conditions for that product.

A key component of our conversion model is the use of derivative instruments on projected aluminum requirements to preserve our conversion margin. We enter into forward metal purchases simultaneous with the sales contracts that contain fixed metal prices. These forward metal purchases directly hedge the economic risk of future metal price fluctuation associated with these contracts. The recognition of unrealized gains and losses on metal derivative positions typically precedes customer delivery and revenue recognition under the related fixed forward priced contracts. The timing difference between the recognition of unrealized gains and losses on metal derivatives and recognition of revenue impacts income (loss) before income taxes and net income (loss). Gains and losses on metal derivative contracts are not recognized in segment income until realized.

---

[Table of Contents](#)

[Index to Financial Statements](#)

Metal price lag associated with inventory and non-fixed priced sales exposes us to potential losses in periods of falling aluminum prices. We sell short-term LME futures contracts to reduce our exposure to this risk. We expect the gain or loss on the settlement of the derivative to offset the effect of changes in aluminum prices on future product sales. These hedges generally generate losses in periods of increasing aluminum prices.

Sensitivities

We estimate that a 10% increase in LME aluminum prices would result in a \$29 million pre-tax loss related to the change in fair value of our aluminum contracts as of March 31, 2012.

*Energy*

We use several sources of energy in the manufacture and delivery of our aluminum rolled products. For the year ended March 31, 2012, natural gas and electricity represented approximately 88% of our energy consumption by cost. We also use fuel oil and transport fuel. The majority of energy usage occurs at our casting centers, at our smelters in South America and during the hot rolling of aluminum. Our cold rolling facilities require relatively less energy.

We purchase our natural gas on the open market, which subjects us to market pricing fluctuations. We seek to stabilize our future exposure to natural gas prices through the use of forward purchase contracts. Natural gas prices in Europe, Asia and South America have historically been more stable than in the United States. As of March 31, 2012, we have a nominal amount of forward purchases outstanding related to natural gas.

A portion of our electricity requirements are purchased pursuant to long-term contracts in the local regions in which we operate. A number of our facilities are located in regions with regulated prices, which affords relatively stable costs. In South America, we own and operate hydroelectric facilities that meet approximately 60% of our total electricity requirements for our smelter operations. Additionally, we have entered into an electricity swap in North America to fix a portion of the cost of our electricity requirements.

We purchase a nominal amount of heating oil forward contracts to hedge against fluctuations in the price of our transport fuel.

Fluctuating energy costs worldwide, due to the changes in supply and international and geopolitical events, expose us to earnings volatility as such changes in such costs cannot immediately be recovered under existing contracts and sales agreements, and may only be mitigated in future periods under future pricing arrangements.

Sensitivities

The following table presents the estimated potential effect on the fair values of these derivative instruments as of March 31, 2012 given a 10% decline in spot prices for energy contracts (\$ in millions).

	<u>Change in Price</u>	<u>Change in Fair Value</u>
Electricity	(10)%	\$ (1)
Natural Gas	(10)%	(2)

**Foreign Currency Exchange Risks**

Exchange rate movements, particularly the euro, the Brazilian real and the Korean won against the U.S. dollar, have an impact on our operating results. In Europe, where we have predominantly local currency selling prices and operating costs, we benefit as the euro strengthens, but are adversely affected as the euro weakens. In Korea, where we have local currency selling prices for local sales and U.S. dollar denominated selling prices for exports, we benefit slightly as the won weakens, but are adversely affected as the won strengthens, due to a slightly higher percentage of exports compared to local sales. In Brazil, where we have predominately U.S. dollar selling prices and local currency operating costs, we benefit as the local currency weakens, but are adversely affected as the local currency strengthens. Foreign currency contracts may be used to hedge the economic exposures at our foreign operations.

It is our policy to minimize exposures from non-functional currency denominated transactions within each of our operating segments. As such, the majority of our foreign currency exposures are from either forecasted net sales or forecasted purchase commitments in non-functional currencies. Our most significant non-U.S. dollar functional currency operations have the euro and the Korean won as their functional currencies, respectively. Our Brazilian operations are U.S. dollar functional.

---

[Table of Contents](#)

[Index to Financial Statements](#)

We also face translation risks related to the changes in foreign currency exchange rates which are generally not hedged. Amounts invested in these foreign operations are translated into U.S. dollars at the exchange rates in effect at the balance sheet date. The resulting translation adjustments are recorded as a component of “Accumulated other comprehensive income (loss)” in the Shareholders’ equity section of the accompanying consolidated balance sheets. “Net sales” and expenses at these non-U.S. dollar functional currency entities are translated into varying amounts of U.S. dollars depending upon whether the U.S. dollar weakens or strengthens against other currencies. Therefore, changes in exchange rates may either positively or negatively affect our net sales and expenses as expressed in U.S. dollars.

Any negative impact of currency movements on the currency contracts that we have entered into to hedge foreign currency commitments to purchase or sell goods and services would be offset by an equal and opposite favorable exchange impact on the commitments being hedged. For a discussion of accounting policies and other information relating to currency contracts, see Note 1 — Business and Summary of Significant Accounting Policies and Note 15 — Financial Instruments and Commodity Contracts.

Sensitivities

The following table presents the estimated potential effect on the fair values of these derivative instruments as of March 31, 2012, given a 10% change in rates (\$ in millions).

	<u>Change in Exchange Rate</u>	<u>Change in Fair Value</u>
<b>Currency measured against the U.S. dollar</b>		
Brazilian real	(10)%	\$ (43)
Euro	10%	(39)
Korean won	10%	(8)
Canadian dollar	(10)%	(4)
British pound	(10)%	(3)
Swiss franc	(10)%	(6)

**Interest Rate Risks**

We use interest rate swaps to manage our exposure to changes in the benchmark LIBOR interest rate which impacts our variable-rate debt. Prior to the completion of the December 17, 2010 refinancing transactions, these swaps were designated as cash flow hedges. Upon completion of the refinancing transaction, our exposure to changes in the benchmark LIBOR interest rate was limited which resulted in de-designation. The 2011 Term Loan Facility contains a floor feature of the higher of LIBOR or 100 basis points plus a spread that ranges from 2.75% to 3.00%. As of March 31, 2012, this floor feature was in effect, changing our variable rate debt to fixed rate debt with a spread of 3%. Due to the nature of fixed-rate debt, there would be no significant impact on our interest expense or cash flows from either a 10% increase or decrease in market rates of interest.

Due to the floor feature of our 2011 Term Loan Facility mentioned above, a 10 basis point increase in the interest rates on our outstanding variable rate debt as of March 31, 2012, would have no impact on our annual pre-tax income. To be above the 2011 Term Loan Facility floor feature, as of March 31, 2012, interest rates would have to increase by 54 basis points (bp). From time to time, we have used interest rate swaps to manage our debt cost.

In January 2012, in Korea, we entered into interest rate swaps to fix the interest rate on various floating rate debt swaps in order to manage our exposure to changes in 3M-CD interest rate. See Note 11 — Debt for further information.

---

[Table of Contents](#)

[Index to Financial Statements](#)

*Sensitivities*

The following table presents the estimated potential effect on the fair values of these derivative instruments as of March 31, 2012, given a 100 bps negative shift in rates (\$ in millions).

	<u>Change in Rate</u>	<u>Change in Fair Value</u>
<b>Interest Rate Contracts</b>		
North America – USD LIBOR	(100)bps	\$ —
Asia – KRW-CD-3200	(100)bps	\$ (1)

---

[Table of Contents](#)

[Index to Financial Statements](#)

Item 8. *Financial Statements and Supplementary Data*

TABLE OF CONTENTS

<a href="#">Report of Independent Registered Public Accounting Firm</a>	67
<a href="#">Consolidated Statements of Operations</a>	68
<a href="#">Consolidated Balance Sheets</a>	69
<a href="#">Consolidated Statements of Cash Flows</a>	70
<a href="#">Consolidated Statements of Shareholder's Equity</a>	71
<a href="#">Consolidated Statements of Comprehensive Income (Loss)</a>	72
<a href="#">Notes to the Consolidated Financial Statements</a>	73

---

[Table of Contents](#)

[Index to Financial Statements](#)

**Report of Independent Registered Public Accounting Firm**

To the Board of Directors and Shareholder of Novelis Inc.:

In our opinion, the accompanying consolidated balance sheets and the related consolidated statements of operations, comprehensive income (loss), shareholder's equity and cash flows present fairly, in all material respects, the financial position of Novelis Inc. and its subsidiaries (the Company) at March 31, 2012 and March 31, 2011, and the results of their operations and their cash flows for each of the three years in the period ended March 31, 2012 in conformity with accounting principles generally accepted in the United States of America. Also in our opinion, the Company maintained, in all material respects, effective internal control over financial reporting as of March 31, 2012, based on criteria established in Internal Control - Integrated Framework issued by the Committee of Sponsoring Organizations of the Treadway Commission (COSO). The Company's management is responsible for these financial statements, for maintaining effective internal control over financial reporting and for its assessment of the effectiveness of internal control over financial reporting, included in the accompanying Management's Report on Internal Control over Financial Reporting under Item 9A. Our responsibility is to express opinions on these financial statements and on the Company's internal control over financial reporting based on our integrated audits. We conducted our audits in accordance with the standards of the Public Company Accounting Oversight Board (United States). Those standards require that we plan and perform the audits to obtain reasonable assurance about whether the financial statements are free of material misstatement and whether effective internal control over financial reporting was maintained in all material respects. Our audits of the financial statements included examining, on a test basis, evidence supporting the amounts and disclosures in the financial statements, assessing the accounting principles used and significant estimates made by management, and evaluating the overall financial statement presentation. Our audit of internal control over financial reporting included obtaining an understanding of internal control over financial reporting, assessing the risk that a material weakness exists, and testing and evaluating the design and operating effectiveness of internal control based on the assessed risk. Our audits also included performing such other procedures as we considered necessary in the circumstances. We believe that our audits provide a reasonable basis for our opinions.

A company's internal control over financial reporting is a process designed to provide reasonable assurance regarding the reliability of financial reporting and the preparation of financial statements for external purposes in accordance with generally accepted accounting principles. A company's internal control over financial reporting includes those policies and procedures that (i) pertain to the maintenance of records that, in reasonable detail, accurately and fairly reflect the transactions and dispositions of the assets of the company; (ii) provide reasonable assurance that transactions are recorded as necessary to permit preparation of financial statements in accordance with generally accepted accounting principles, and that receipts and expenditures of the company are being made only in accordance with authorizations of management and directors of the company; and (iii) provide reasonable assurance regarding prevention or timely detection of unauthorized acquisition, use, or disposition of the company's assets that could have a material effect on the financial statements.

Because of its inherent limitations, internal control over financial reporting may not prevent or detect misstatements. Also, projections of any evaluation of effectiveness to future periods are subject to the risk that controls may become inadequate because of changes in conditions, or that the degree of compliance with the policies or procedures may deteriorate.

/s/ PricewaterhouseCoopers LLP

Atlanta, Georgia  
May 24, 2012

[Table of Contents](#)

[Index to Financial Statements](#)

**Novelis Inc.**  
**CONSOLIDATED STATEMENTS OF OPERATIONS**  
**(In millions)**

	Year Ended March 31,		
	2012	2011	2010
Net sales	\$11,063	\$10,577	\$8,673
Cost of goods sold (exclusive of depreciation and amortization)	9,743	9,227	7,213
Selling, general and administrative expenses	383	375	337
Depreciation and amortization	329	404	384
Research and development expenses	44	40	38
Interest expense and amortization of debt issuance costs	305	207	175
Interest income	(15)	(13)	(11)
Loss on assets held for sale	111	—	—
Loss on extinguishment of debt	—	84	—
Restructuring charges, net	60	34	14
Equity in net loss of non-consolidated affiliates	13	12	15
Other (income) expense, net	(39)	(36)	(219)
	<u>10,934</u>	<u>10,334</u>	<u>7,946</u>
Income before income taxes	129	243	727
Income tax provision	39	83	262
Net income	90	160	465
Net income attributable to noncontrolling interests	27	44	60
<b>Net income attributable to our common shareholder</b>	<u>\$ 63</u>	<u>\$ 116</u>	<u>\$ 405</u>

See accompanying notes to the consolidated financial statements.



[Table of Contents](#)[Index to Financial Statements](#)

Novelis Inc.  
CONSOLIDATED BALANCE SHEETS  
(In millions, except number of shares)

	March 31,	
	2012	2011
<b>ASSETS</b>		
<b>Current assets</b>		
Cash and cash equivalents	\$ 317	\$ 311
Accounts receivable, net		
— third parties (net of allowances of \$5 and \$7 as of March 31, 2012 and 2011, respectively)	1,331	1,480
— related parties	36	28
Inventories	1,024	1,338
Prepaid expenses and other current assets	61	50
Fair value of derivative instruments	99	165
Deferred income tax assets	151	39
Assets held for sale	81	—
<b>Total current assets</b>	<u>3,100</u>	<u>3,411</u>
Property, plant and equipment, net	2,689	2,543
Goodwill	611	611
Intangible assets, net	678	707
Investment in and advances to non-consolidated affiliates	683	743
Fair value of derivative instruments, net of current portion	2	17
Deferred income tax assets	74	52
Other long-term assets		
— third parties	168	193
— related parties	16	19
<b>Total assets</b>	<u>\$ 8,021</u>	<u>\$ 8,296</u>
<b>LIABILITIES AND SHAREHOLDER'S EQUITY</b>		
<b>Current liabilities</b>		
Current portion of long-term debt	\$ 23	\$ 21
Short-term borrowings	18	17
Accounts payable		
— third parties	1,245	1,378
— related parties	51	50
Fair value of derivative instruments	95	82
Accrued expenses and other current liabilities	476	568
Deferred income tax liabilities	34	43
Liabilities held for sale	57	—
<b>Total current liabilities</b>	<u>1,999</u>	<u>2,159</u>
Long-term debt, net of current portion	4,321	4,065
Deferred income tax liabilities	581	552
Accrued postretirement benefits	687	526
Other long-term liabilities	310	359
<b>Total liabilities</b>	<u>7,898</u>	<u>7,661</u>
Commitments and contingencies		
<b>Shareholder's equity</b>		
Common stock, no par value; unlimited number of shares authorized; 1,000 shares issued and outstanding as of March 31, 2012 and 2011	—	—
Additional paid-in capital	1,659	1,830
Accumulated deficit	(1,379)	(1,442)
Accumulated other comprehensive (loss) income	(191)	57
<b>Total equity of our common shareholder</b>	<u>89</u>	<u>445</u>
<b>Noncontrolling interests</b>	<u>34</u>	<u>190</u>
<b>Total equity</b>	<u>123</u>	<u>635</u>
<b>Total liabilities and equity</b>	<u>\$ 8,021</u>	<u>\$ 8,296</u>

See accompanying notes to the consolidated financial statements.

[Table of Contents](#)[Index to Financial Statements](#)

**Novelis Inc.**  
**CONSOLIDATED STATEMENTS OF CASH FLOWS**  
**(In millions)**

	Year Ended March 31,		
	2012	2011	2010
<b>OPERATING ACTIVITIES</b>			
Net income	\$ 90	\$ 160	\$ 465
Adjustments to determine net cash provided by operating activities:			
Depreciation and amortization	329	404	384
Gain on unrealized derivatives and other realized derivatives in investing activities, net	(7)	(43)	(194)
Loss on assets held for sale	111	—	—
Loss on extinguishment of debt	—	84	—
Non-cash impairment charges, net	46	5	2
Deferred income taxes	(33)	(45)	229
Write-off and amortization of fair value adjustments, net	24	4	(134)
Amortization of debt issuance costs	17	9	6
Equity in net loss of non-consolidated affiliates	13	12	15
(Gain) loss on foreign exchange remeasurement on debt	13	—	(20)
(Gain) loss on sale of assets	3	(4)	1
Gain on reversal of accrued legal claim	—	—	(3)
Other, net	3	(7)	4
Changes in assets and liabilities including assets and liabilities held for sale (net of effects from acquisitions and divestitures):			
Accounts receivable	47	(295)	(46)
Inventories	214	(218)	(264)
Accounts payable	(188)	263	311
Other current assets	(10)	(8)	14
Other current liabilities	(67)	134	47
Other noncurrent assets	9	(6)	(15)
Other noncurrent liabilities	(58)	5	42
<b>Net cash provided by operating activities</b>	<u>556</u>	<u>454</u>	<u>844</u>
<b>INVESTING ACTIVITIES</b>			
Capital expenditures	(516)	(234)	(101)
Proceeds from sales of assets			
— third parties	12	21	5
— related parties	4	10	—
Proceeds from investment in and advances to non-consolidated affiliates, net	2	—	3
(Outflow) proceeds from related party loans receivable, net	(3)	(1)	4
(Outflow) proceeds from settlement of other undesignated derivative instruments, net	59	91	(395)
<b>Net cash used in investing activities</b>	<u>(442)</u>	<u>(113)</u>	<u>(484)</u>
<b>FINANCING ACTIVITIES</b>			
Proceeds from issuance of debt			
— third parties	271	3,985	177
— related parties	—	—	4
Principal repayments			
— third parties	(22)	(2,489)	(67)
— related parties	—	—	(95)
Short-term borrowings, net	2	(56)	(193)
Return of capital to our common shareholder	—	(1,700)	—
Dividends, noncontrolling interest	(1)	(18)	(13)
Acquisition of noncontrolling interest in Novelis Korea, Ltd.	(344)	—	—
Debt issuance costs	(2)	(193)	(1)
<b>Net cash used in financing activities</b>	<u>(96)</u>	<u>(471)</u>	<u>(188)</u>
Net increase (decrease) in cash and cash equivalents	18	(130)	172
<b>Effect of exchange rate changes on cash</b>	(12)	4	17
Cash and cash equivalents — beginning of period	311	437	248
Cash and cash equivalents — end of period	<u>\$ 317</u>	<u>\$ 311</u>	<u>\$ 437</u>

See accompanying notes to the consolidated financial statements.

**Novelis Inc.**  
**CONSOLIDATED STATEMENTS OF SHAREHOLDER'S EQUITY**  
(In millions, except number of shares)

	Equity of our Common Shareholder						
	Common Stock		Additional Paid-in Capital	Retained Earnings/ (Accumulated Deficit)	Accumulated Other Comprehensive Income (Loss) (AOCI)	Non- Controlling Interests	Total Equity
	Shares	Amount					
Balance as of March 31, 2009	1,412,046	—	\$ 3,530	\$ (1,963)	\$ (148)	\$ 90	\$ 1,509
Fiscal 2010 Activity:							
Net income attributable to our common shareholder	—	—	—	405	—	—	405
Net income attributable to noncontrolling interests	—	—	—	—	—	60	60
Share consolidation	(1,411,046)	—	—	—	—	—	—
Currency translation adjustment, net of tax of \$— in AOCI	—	—	—	—	54	21	75
Change in fair value of effective portion of hedges, net of tax benefit of \$5 included in AOCI	—	—	—	—	(8)	—	(8)
Change in pension and other benefits, net of tax provision of \$10 included in AOCI	—	—	—	—	(1)	—	(1)
Noncontrolling interests cash dividends declared	—	—	—	—	—	(30)	(30)
Balance as of March 31, 2010	1,000	—	3,530	(1,558)	(103)	141	2,010
Fiscal 2011 Activity:							
Net income attributable to our common shareholder	—	—	—	116	—	—	116
Net income attributable to noncontrolling interests	—	—	—	—	—	44	44
Currency translation adjustment, net of tax provision of \$6 in AOCI	—	—	—	—	111	6	117
Change in fair value of effective portion of hedges, net of tax provision of \$27 included in AOCI	—	—	—	—	49	—	49
Change in pension and other benefits, net of tax benefit of \$3 included in AOCI	—	—	—	—	—	—	—
Return of capital to our common shareholder	—	—	(1,700)	—	—	—	(1,700)
Noncontrolling interests cash dividends declared	—	—	—	—	—	(1)	(1)
Balance as of March 31, 2011	1,000	—	1,830	(1,442)	57	190	635
Fiscal 2012 Activity:							
Net income attributable to our common shareholder	—	—	—	63	—	—	63
Net income attributable to noncontrolling interests	—	—	—	—	—	27	27
Currency translation adjustment, net of tax provision of \$— in AOCI	—	—	—	—	(83)	(8)	(91)
Change in fair value of effective portion of hedges, net of tax benefit of \$17 included in AOCI	—	—	—	—	(26)	(3)	(29)
Change in pension and other benefits, net of tax benefit of \$55 included in AOCI	—	—	—	—	(136)	—	(136)
Acquisition of noncontrolling interest in Novelis Korea Ltd.	—	—	(171)	—	(3)	(170)	(344)
Noncontrolling interests cash dividends declared	—	—	—	—	—	(2)	(2)
Balance as of March 31, 2012	1,000	\$ —	\$ 1,659	\$ (1,379)	\$ (191)	\$ 34	\$ 123

See accompanying notes to the consolidated financial statements.

[Table of Contents](#)[Index to Financial Statements](#)

**Novelis Inc.**  
**CONSOLIDATED STATEMENTS OF COMPREHENSIVE INCOME (LOSS)**  
**(In millions)**

	Year Ended March 31,		
	2012	2011	2010
<b>Net income attributable to our common shareholder</b>	<u>\$ 63</u>	<u>\$116</u>	<u>\$405</u>
Other comprehensive income (loss):			
Currency translation adjustment attributable to our common shareholder	(83)	117	54
Change in fair value of effective portion of hedges, net attributable to our common shareholder	(43)	76	(13)
Change in pension and other benefits, net attributable to our common shareholder	<u>(191)</u>	<u>(3)</u>	<u>9</u>
Other comprehensive income (loss) before income tax effect attributable to our common shareholder	(317)	190	50
Income tax provision (benefit) related to items of other comprehensive income (loss) attributable to our common shareholder	<u>(72)</u>	<u>30</u>	<u>5</u>
Other comprehensive income (loss), net of tax attributable to our common shareholder	<u>(245)</u>	<u>160</u>	<u>45</u>
<b>Comprehensive income (loss) attributable to our common shareholder</b>	<u>(182)</u>	<u>276</u>	<u>450</u>
<b>Net income attributable to noncontrolling interests</b>	<u>27</u>	<u>44</u>	<u>60</u>
Other comprehensive income:			
Currency translation adjustment attributable to noncontrolling interest	(8)	6	21
Change in fair value of effective portion of hedges, net attributable to noncontrolling interest	<u>(3)</u>	<u>—</u>	<u>—</u>
Other comprehensive income (loss) attributable to noncontrolling interest	<u>(11)</u>	<u>50</u>	<u>81</u>
<b>Comprehensive income attributable to noncontrolling interest</b>	<u>\$ 16</u>	<u>\$326</u>	<u>\$531</u>

See accompanying notes to the consolidated financial statements.

**Novelis Inc.**  
**NOTES TO THE CONSOLIDATED FINANCIAL STATEMENTS**

**1. BUSINESS AND SUMMARY OF SIGNIFICANT ACCOUNTING POLICIES**

References herein to “Novelis,” the “Company,” “we,” “our,” or “us” refer to Novelis Inc. and its subsidiaries unless the context specifically indicates otherwise. References herein to “Hindalco” refer to Hindalco Industries Limited. In October 2007, the Rio Tinto Group purchased all the outstanding shares of Alcan, Inc. References herein to “Alcan” refer to Rio Tinto Alcan Inc.

***Organization and Description of Business***

Novelis Inc., formed in Canada on September 21, 2004, and its subsidiaries, is the world’s leading aluminum rolled products producer based on shipment volume. We produce aluminum sheet and light gauge products for the beverage and food can, transportation, construction and industrial, and foil products markets. As of March 31, 2012, we had operations on four continents: North America, South America, Asia and Europe, and 29 operating facilities in eleven countries. In addition to aluminum rolled products plants, our South American businesses include primary aluminum smelting and power generation facilities.

***Acquisition of Novelis Common Stock***

On May 15, 2007, the Company was acquired by Hindalco through its indirect wholly-owned subsidiary pursuant to a plan of arrangement (the Arrangement) at a price of \$44.93 per share. The aggregate purchase price for all of the Company’s common shares was \$3.4 billion and Hindalco also assumed \$2.8 billion of Novelis’ debt for a total transaction value of \$6.2 billion. Subsequent to completion of the Arrangement on May 15, 2007, all of our common shares were indirectly held by Hindalco.

***Consolidation Policy***

Our consolidated financial statements include the assets, liabilities, revenues and expenses of all wholly-owned subsidiaries, majority-owned subsidiaries over which we exercise control and entities in which we have a controlling financial interest or are deemed to be the primary beneficiary. We eliminate all intercompany accounts and transactions from our consolidated financial statements.

We use the equity method to account for our investments in entities that we do not control, but where we have the ability to exercise significant influence over operating and financial policies. Consolidated “Net income attributable to our common shareholder” includes our share of the net earnings (losses) of these entities. The difference between consolidation and the equity method impacts certain of our financial ratios because of the presentation of the detailed line items reported in the consolidated financial statements for consolidated entities, compared to a two-line presentation of equity method investments and net losses.

We use the cost method to account for our investments in entities that we do not control and for which we do not have the ability to exercise significant influence over operating and financial policies. These investments are recorded at the lower of their cost or fair value.

***Use of Estimates and Assumptions***

The preparation of our consolidated financial statements in conformity with accounting principles generally accepted in the United States of America (GAAP) requires us to make estimates and assumptions. These estimates and assumptions affect the reported amounts of assets and liabilities and the disclosures of contingent assets and liabilities as of the date of the financial statements, and the reported amounts of revenues and expenses during the reporting periods. The principal areas of judgment relate to (1) the fair value of derivative financial instruments; (2) impairment of goodwill; (3) impairment of long lived assets and other intangible assets (4) equity investments; (5) actuarial assumptions related to pension and other postretirement benefit plans; (6) tax uncertainties and valuation allowances and (7) assessment of loss contingencies, including environmental and litigation liabilities. Future events and their effects cannot be predicted with certainty, and accordingly, our accounting estimates require the exercise of judgment. The accounting estimates used in the preparation of our consolidated financial statements will change as new events occur, as more experience is acquired, as additional information is obtained and as our operating environment changes. We evaluate and update our assumptions and estimates on an ongoing basis and may employ outside experts to assist in our evaluations. Actual results could differ from the estimates we have used.

**Novelis Inc.**  
**NOTES TO THE CONSOLIDATED FINANCIAL STATEMENTS – (Continued)**

***Risks and Uncertainties***

We are exposed to a number of risks in the normal course of our operations that could potentially affect our financial position, results of operations, and cash flows.

***Laws and regulations***

We operate in an industry that is subject to a broad range of environmental, health and safety laws and regulations in the jurisdictions in which we operate. These laws and regulations impose increasingly stringent environmental, health and safety protection standards and permitting requirements regarding, among other things, air emissions, wastewater storage, treatment and discharges, the use and handling of hazardous or toxic materials, waste disposal practices, the remediation of environmental contamination, post-mining reclamation and working conditions for our employees. Some environmental laws, such as the U.S. Comprehensive Environmental Response, Compensation, and Liability Act, also known as CERCLA or Superfund, and comparable state laws, impose joint and several liability for the cost of environmental remediation, natural resource damages, third party claims, and other expenses, without regard to the fault or the legality of the original conduct.

The costs of complying with these laws and regulations, including participation in assessments and remediation of contaminated sites and installation of pollution control facilities, have been, and in the future could be, significant. In addition, these laws and regulations may also result in substantial environmental liabilities associated with divested assets, third party locations and past activities. In certain instances, these costs and liabilities, as well as related action to be taken by us, could be accelerated or increased if we were to close, divest of or change the principal use of certain facilities with respect to which we may have environmental liabilities or remediation obligations. Currently, we are involved in a number of compliance efforts, remediation activities and legal proceedings concerning environmental matters, including certain activities and proceedings arising under U.S. Superfund and comparable laws in other jurisdictions where we have operations.

We have established liabilities for environmental remediation where appropriate. However, the cost of addressing environmental matters (including the timing of any charges related thereto) cannot be predicted with certainty, and these liabilities may not ultimately be adequate, especially in light of potential changes in environmental conditions, changing interpretations of laws and regulations by regulators and courts, the discovery of previously unknown environmental conditions, the risk of governmental orders to carry out additional compliance on certain sites not initially included in remediation in progress, our potential liability to remediate sites for which provisions have not been previously established and the adoption of more stringent environmental laws. Such future developments could result in increased environmental costs and liabilities and could require significant capital expenditures, any of which could have a material adverse effect on our financial position or results of operations or cash flows. Furthermore, the failure to comply with our obligations under the environmental laws and regulations could subject us to administrative, civil or criminal penalties, obligations to pay damages or other costs, and injunctions or other orders, including orders to cease operations. In addition, the presence of environmental contamination at our properties could adversely affect our ability to sell a property, receive full value for a property or use a property as collateral for a loan.

Some of our current and potential operations are located or could be located in or near communities that may regard such operations as having a detrimental effect on their social and economic circumstances. Environmental laws typically provide for participation in permitting decisions, site remediation decisions and other matters. Concern about environmental justice issues may affect our operations. Should such community objections be presented to government officials, the consequences of such a development may have a material adverse impact upon the profitability or, in extreme cases, the viability of an operation. In addition, such developments may adversely affect our ability to expand or enter into new operations in such location or elsewhere and may also have an effect on the cost of our environmental remediation projects.

We use a variety of hazardous materials and chemicals in our rolling processes, as well as in our smelting operations in Brazil and in connection with maintenance work on our manufacturing facilities. Because of the nature of these substances or related residues, we may be liable for certain costs, including, among others, costs for health-related claims or removal or re-treatment of such substances. Certain of our current and former facilities incorporate asbestos-containing materials, a hazardous substance that has been the subject of health-related claims for occupation exposure. In addition, although we have developed environmental, health and safety programs for our employees, including measures to reduce employee exposure to hazardous substances, and conduct regular assessments at our facilities, we are currently, and in the future may be, involved in claims and litigation filed on behalf of persons alleging injury predominantly as a result of occupational exposure to substances at our current or former facilities. It is not possible to predict the ultimate outcome of these claims and lawsuits due to the unpredictable nature of personal injury litigation. If these claims and lawsuits, individually or in the aggregate, were finally resolved against us, our financial position, results of operations and cash flows could be adversely affected.

**Novelis Inc.**  
**NOTES TO THE CONSOLIDATED FINANCIAL STATEMENTS – (Continued)**

Materials and labor

In the aluminum rolled products industry, our raw materials are subject to continuous price volatility. We may not be able to pass on the entire cost of the increases to our customers or offset fully the effects of higher raw material costs, other than metal, through productivity improvements, which may cause our profitability to decline. In addition, there is a potential time lag between changes in prices under our purchase contracts and the point when we can implement a corresponding change under our sales contracts with our customers. As a result, we could be exposed to fluctuations in raw materials prices, including metal, since, during the time lag period, we may have to temporarily bear the additional cost of the change under our purchase contracts, which could have a material adverse effect on our financial position, results of operations and cash flows. Significant price increases may result in our customers' substituting other materials, such as plastic or glass, for aluminum or switch to another aluminum rolled products producer, which could have a material adverse effect on our financial position, results of operations and cash flows.

We consume substantial amounts of energy in our rolling operations, our cast house operations and our Brazilian smelting operations. The factors that affect our energy costs and supply reliability tend to be specific to each of our facilities. A number of factors could materially adversely affect our energy position including, but not limited to: (a) increases in the cost of natural gas; (b) increases in the cost of supplied electricity or fuel oil related to transportation; (c) interruptions in energy supply due to equipment failure or other causes and (d) the inability to extend energy supply contracts upon expiration on economical terms. A significant increase in energy costs or disruption of energy supplies or supply arrangements could have a material adverse impact on our financial position, results of operations and cash flows.

Approximately 58% of our employees are represented by labor unions under a large number of collective bargaining agreements with varying durations and expiration dates. We may not be able to satisfactorily renegotiate our collective bargaining agreements when they expire. In addition, existing collective bargaining agreements may not prevent a strike or work stoppage at our facilities in the future, and any such work stoppage could have a material adverse effect on our financial position, results of operations and cash flows.

Geographic markets

We are, and will continue to be, subject to financial, political, economic and business risks in connection with our global operations. We have made investments and carry on production activities in various emerging markets, including Brazil, Korea and Malaysia, and we market our products in these countries, as well as China and certain other countries in Asia. While we anticipate higher growth or attractive production opportunities from these emerging markets, they also present a higher degree of risk than more developed markets. In addition to the business risks inherent in developing and servicing new markets, economic conditions may be more volatile, legal and regulatory systems less developed and predictable, and the possibility of various types of adverse governmental action more pronounced. In addition, inflation, fluctuations in currency and interest rates, competitive factors, civil unrest and labor problems could affect our revenues, expenses and results of operations. Our operations could also be adversely affected by acts of war, terrorism or the threat of any of these events as well as government actions such as controls on imports, exports and prices, tariffs, new forms of taxation, or changes in fiscal regimes and increased government regulation in the countries in which we operate or service customers. Unexpected or uncontrollable events or circumstances in any of these markets could have a material adverse effect on our financial position, results of operations and cash flows.

Other risks and uncertainties

In addition, refer to Note 16 — Fair Value of Assets and Liabilities and Note 19 — Commitments and Contingencies for a discussion of financial instruments and commitments and contingencies.

**Novelis Inc.**  
**NOTES TO THE CONSOLIDATED FINANCIAL STATEMENTS – (Continued)**

***Reclassifications and adjustments***

Certain reclassifications of the prior period amounts and presentation have been made to conform to the presentation adopted for the current period.

For the years ended March 31, 2011 and 2010, we reclassified \$(43) million and \$(194) million, respectively, from “(Gain) loss on change in fair value of derivative instruments, net” to “Other (income) expense, net” to conform with the current year presentation. This reclassification had no impact on “Income before income taxes,” “Net income,” the consolidated balance sheets or consolidated statements of cash flows. See footnote 17 — Other (income) expense, net for details of “Other (income) expense, net.”

***Revenue recognition***

We recognize sales when the revenue is realized or realizable, and has been earned. We record sales when a firm sales agreement is in place, delivery has occurred and collectability of the fixed or determinable sales price is reasonably assured.

We recognize product revenue, net of trade discounts and allowances, in the reporting period in which the products are shipped and the title and risk of ownership pass to the customer. We generally ship our product to our customers FOB (free on board) destination point; the remaining products are shipped FOB shipping point. Our standard terms of delivery are included in our contracts of sale, order confirmation documents and invoices. We sell most of our products under contracts based on a “conversion premium,” which is subject to periodic adjustments based on market factors. As a result, the aluminum price risk is largely absorbed by the customer. In situations where we offer customers fixed prices for future delivery of our products, we may enter into derivative instruments for all or a portion of the cost of metal inputs to protect our profit on the conversion of the product. In addition, through December 31, 2009, certain of our sales contracts provided for a ceiling over which metal prices could not be contractually passed through to the customer. We partially mitigated the risk of this metal price exposure through the purchase of derivative instruments.

We record tolling revenue when the revenue is realized or realizable, and has been earned. Tolling refers to the process by which certain customers provide metal to us for conversion to rolled product. We do not take title to the metal and, after the conversion and return shipment of the rolled product to the customer, we charge them for the value-added conversion cost and record these amounts in “Net sales.”

Shipping and handling amounts we bill to our customers are included in “Net sales” and the related shipping and handling costs we incur are included in “Cost of goods sold (exclusive of depreciation and amortization).”

***Cost of goods sold (exclusive of depreciation and amortization)***

“Cost of goods sold (exclusive of depreciation and amortization)” includes all costs associated with inventories, including the procurement of materials, the conversion of such materials into finished product, and the costs of warehousing and distributing finished goods to customers. Material procurement costs include inbound freight charges as well as purchasing, receiving, inspection and storage costs. Conversion costs include the costs of direct production inputs such as labor and energy, as well as allocated overheads from indirect production centers and plant administrative support areas. Warehousing and distribution expenses include inside and outside storage costs, outbound freight charges and the costs of internal transfers.

***Selling, general and administrative expenses***

“Selling, general and administrative expenses” include selling, marketing and advertising expenses; salaries, travel and office expenses of administrative employees and contractors; legal and professional fees; software license fees and bad debt expenses.

***Cash and cash equivalents***

“Cash and cash equivalents” includes investments that are highly liquid and have maturities of three months or less when purchased. The carrying values of cash and cash equivalents approximate their fair value due to the short-term nature of these instruments.



**Novelis Inc.**  
**NOTES TO THE CONSOLIDATED FINANCIAL STATEMENTS – (Continued)**

We maintain amounts on deposit with various financial institutions, which may, at times, exceed federally insured limits. However, management periodically evaluates the credit-worthiness of those institutions, and we have not experienced any losses on such deposits.

***Accounts receivable***

Our accounts receivable are geographically dispersed. We do not obtain collateral relating to our accounts receivable. We do not believe there are any significant concentrations of revenues from any particular customer or group of customers that would subject us to any significant credit risks in the collection of our accounts receivable. We report accounts receivable at the estimated net realizable amount we expect to collect from our customers.

Additions to the allowance for doubtful accounts are made by means of the provision for doubtful accounts. We write-off uncollectible accounts receivable against the allowance for doubtful accounts after exhausting collection efforts.

For each of the periods presented, we performed an analysis of our historical cash collection patterns and considered the impact of any known material events in determining the allowance for doubtful accounts. In performing the analysis, the impact of any adverse changes in general economic conditions was considered, and for certain customers we reviewed a variety of factors including: past due receivables; macro-economic conditions; significant one-time events and historical experience. Specific reserves for individual accounts may be established due to a customer's inability to meet their financial obligations, such as in the case of bankruptcy filings or the deterioration in a customer's operating results or financial position. As circumstances related to customers change, we adjust our estimates of the recoverability of the accounts receivable.

***Derivative Instruments***

We hold derivatives for risk management purposes and not for trading. We use derivatives to mitigate uncertainty and volatility caused by underlying exposures to aluminum prices, foreign exchange rates, interest rate, and energy prices. The fair values of all derivative instruments are recognized as assets or liabilities at the balance sheet date and are reported gross.

We may be exposed to losses in the future if the counterparties to our derivative contracts fail to perform. We are satisfied that the risk of such non-performance is remote due to our monitoring of credit exposures. Additionally, we enter into master netting agreements with contractual provisions that allow for netting of counterparty positions in case of default, and we do not face credit contingent provisions that would result in the posting of collateral.

For derivatives designated as fair value hedges, we assess hedge effectiveness by formally evaluating the high correlation of changes in the fair value of the hedged item and the derivative hedging instrument. The changes in the fair values of the underlying hedged items are reported in other current and noncurrent assets and liabilities in the consolidated balance sheet. Changes in the fair values of these derivatives and underlying hedged items generally offset and are recorded each period in revenue, consistent with the underlying hedged item.

For derivatives designated as cash flow hedges or net investment hedges, we assess hedge effectiveness by formally evaluating the high correlation of the expected future cash flows of the hedged item and the derivative hedging instrument. The effective portion of gain or loss on the derivative is included in OCI and reclassified to earnings in the period in which earnings are impacted by the hedged items or in the period that the transaction becomes probable of not occurring. Gains or losses representing reclassifications of OCI to earnings are recognized in the line item most reflective of the underlying risk exposure. We exclude the time value component of foreign currency and aluminum price risk hedges when measuring and assessing ineffectiveness to align accounting policy with risk management objectives when it is necessary. If at any time during the life of a cash flow hedge relationship we determine that the relationship is no longer effective, the derivative will no longer be designated as a cash flow hedge and future gains or losses on the derivative will be recognized in "Other (income) expense, net."

For all derivatives designated in hedging relationships, gains or losses representing hedge ineffectiveness or amounts excluded from effectiveness testing are recognized in "Other (income) expense, net" in our current period earnings. If no hedging relationship is designated, gains or losses are recognized in "Other (income) expense, net" in our current period earnings.

Consistent with the cash flows from the underlying risk exposure, we classify cash settlement amounts associated with designated derivatives as part of either operating or investing activities in the consolidated statements of cash flows. If no hedging relationship is designated, we classify cash settlement amounts as part of investing activities in the consolidated statement of cash flows.

**Novelis Inc.**  
**NOTES TO THE CONSOLIDATED FINANCIAL STATEMENTS – (Continued)**

The majority of our derivative contracts are valued using industry-standard models that use observable market inputs as their basis, such as time value, forward interest rates, volatility factors, and current (spot) and forward market prices for foreign exchange rates. See Note 15 — Financial Instruments and Commodity Contracts and Note 16 — Fair Value of Assets and Liabilities to our accompanying consolidated audited financial statements for discussion on fair value of derivative instruments.

***Inventories***

We carry our inventories at the lower of their cost or market value, reduced for excess and obsolete items. We use the “average cost” method to determine cost.

***Property, plant and equipment***

We record land, buildings, leasehold improvements and machinery and equipment at cost. We record assets under capital lease obligations at the lower of their fair value or the present value of the aggregate future minimum lease payments as of the beginning of the lease term. We depreciate our assets using the straight-line method over the shorter of the estimated useful life of the assets or the lease term, excluding any lease renewals, unless the lease renewals are reasonably assured.

The ranges of estimated useful lives are as follows:

	<u>Years</u>
Buildings	30 to 40
Leasehold improvements	7 to 20
Machinery and equipment	2 to 25
Furniture, fixtures and equipment	3 to 10
Equipment under capital lease obligations	6 to 15

As noted above, our machinery and equipment have useful lives of 2 to 25 years. Most of our large scale machinery, including hot mills, cold mills, continuous casting mills, furnaces and finishing mills have useful lives of 15 to 25 years. Supporting machinery and equipment, including automation and work rolls, have useful lives of 2 to 15 years.

Maintenance and repairs of property and equipment are expensed as incurred. We capitalize replacements and improvements that increase the estimated useful life of an asset, and when material, we capitalize interest on major construction and development projects while in progress.

We retain fully depreciated assets in property and accumulated depreciation accounts until we remove them from service. In the case of sale, retirement or disposal, the asset cost and related accumulated depreciation balances are removed from the respective accounts, and the resulting net amount, after consideration of any proceeds, is included as a gain or loss in “Other (income) expense, net” in our consolidated statements of operations.

We account for operating leases under the provisions of ASC 840, *Leases*. These pronouncements require us to recognize escalating rents, including any rent holidays, on a straight-line basis over the term of the lease for those lease agreements where we receive the right to control the use of the entire leased property at the beginning of the lease term.

***Goodwill***

We test for impairment at least annually during the fourth quarter of each fiscal year, unless some triggering event occurs that would require an impairment assessment. We use our operating segments as our reporting units.

In September 2011, the Financial Accounting Standards Board issued new accounting guidance for testing goodwill for impairment. The guidance provides an entity the option to first assess qualitative factors to determine whether the existence of events or circumstances leads to a determination that it is more likely than not that the estimated fair value of a reporting unit is less than its carrying amount. If an entity elects to perform a qualitative assessment and determines that an impairment is more likely than not, the entity is then required to perform the existing two-step quantitative impairment test, otherwise no further analysis is required. An entity also may elect not to perform the qualitative assessment and, instead, proceed directly to the two-step quantitative impairment test. The ultimate outcome of the goodwill impairment review for a reporting unit should be the same whether an entity chooses to perform the qualitative assessment or proceeds directly to the two-step quantitative impairment test.

**Novelis Inc.**  
**NOTES TO THE CONSOLIDATED FINANCIAL STATEMENTS – (Continued)**

In the year ended March 31, 2012, in conjunction with management’s annual review of goodwill, Novelis early adopted the new guidance.

When a business within a reporting unit is disposed of, goodwill is allocated to the gain or loss on disposition using the relative fair value methodology.

***Long-Lived Assets and Other Intangible Assets***

We amortize the cost of intangible assets over their respective estimated useful lives to their estimated residual value.

We assess the recoverability of long-lived assets (excluding goodwill) and finite-lived intangible assets, whenever events or changes in circumstances indicate that we may not be able to recover the asset’s carrying amount. We measure the recoverability of assets to be held and used by a comparison of the carrying amount of the asset (groups) to the expected, undiscounted future net cash flows to be generated by that asset (groups), or, for identifiable intangible assets, by determining whether the amortization of the intangible asset balance over its remaining life can be recovered through undiscounted future cash flows. The amount of impairment of identifiable intangible assets is based on the present value of estimated future cash flows. We measure the amount of impairment of other long-lived assets (excluding goodwill) as the amount by which the carrying value of the asset exceeds the fair value of the asset, which is generally determined as the present value of estimated future cash flows or as the appraised value. Impairments of long-lived assets have been included in “Restructuring charges, net” and “Other income (expense), net” in the consolidated statement of operations.

If the carrying amount of an intangible asset were to exceed its fair value, we would recognize an impairment charge in “Other (income) expense, net” in our consolidated statements of operations. No impairments of other intangible assets have been identified during any of the periods presented.

We continue to depreciate long-lived assets to be disposed of other than by sale. We carry long-lived assets to be disposed of by sale in our consolidated balance sheets at the lower of net book value or the fair value less cost to sell, and we cease depreciation.

***Investment in and Advances to Non-Consolidated Affiliates***

Management assesses the potential for other-than-temporary impairment of our equity method and cost method investments. We consider all available information, including the recoverability of the investment, the earnings and near-term prospects of the affiliate, factors related to the industry, conditions of the affiliate, and our ability, if any, to influence the management of the affiliate. We assess fair value based on valuation methodologies, as appropriate, including the present value of estimated future cash flows, estimates of sales proceeds, and external appraisals. If an investment is considered to be impaired and the decline in value is other than temporary, we record an appropriate write-down.

***Guarantees***

We recognize a liability for the fair value of obligations undertaken at the inception of a guarantee.

***Financing Costs and Interest Income***

We amortize financing costs and premiums, and accrete discounts, over the remaining life of the related debt using the “effective interest amortization” method. The related income or expense is included in “Interest expense and amortization of debt issuance costs” in our consolidated statements of operations. We record discounts or premiums as a direct deduction from, or addition to, the face amount of the financing.

***Fair Value of Financial Instruments***

ASC 820, *Fair Value Measurements and Disclosures* (ASC 820), defines fair value, establishes a framework for measuring fair value under GAAP, and expands disclosures about fair value measurements. ASC 820 also applies to measurements under other accounting pronouncements, such as ASC 825, *Financial Instruments* (ASC 825) that require or permit fair value measurements. ASC 825 requires disclosures of the fair value of financial instruments. Our financial instruments include: cash and cash equivalents; certificates of deposit; accounts receivable; accounts payable; foreign currency, energy and interest rate derivative instruments; cross-currency swaps; metal option and forward contracts; related party notes receivable and payable; letters of credit; short-term borrowings and long-term debt.

**Novelis Inc.**  
**NOTES TO THE CONSOLIDATED FINANCIAL STATEMENTS – (Continued)**

The carrying amounts of cash and cash equivalents, certificates of deposit, accounts receivable, accounts payable and current related party notes receivable and payable approximate their fair value because of the short-term maturity and highly liquid nature of these instruments. The fair value of our letters of credit is deemed to be the amount of payment guaranteed on our behalf by third party financial institutions. We determine the fair value of our short-term borrowings and long-term debt based on various factors including maturity schedules, call features and current market rates. We also use quoted market prices, when available, or the present value of estimated future cash flows to determine fair value of short-term borrowings and long-term debt. When quoted market prices are not available for various types of financial instruments (such as currency, energy and interest rate derivative instruments, swaps, options and forward contracts), we use standard pricing models with market-based inputs, which take into account the present value of estimated future cash flows.

***Pensions and Postretirement Benefits***

We recognize the funded status of our benefit plans as a net asset or liability, with an offsetting adjustment to AOCI in shareholder's equity. The funded status is calculated as the difference between the fair value of plan assets and the benefit obligation. For the years ended March 31, 2012 and 2011, we used March 31 as the measurement date.

We use standard actuarial methods and assumptions to account for our pension and other postretirement benefit plans. Pension and postretirement benefit obligations are actuarially calculated using management's best estimates of expected service periods, salary increases and retirement ages of employees. Pension and postretirement benefit expense includes the actuarially computed cost of benefits earned during the current service period, the interest cost on accrued obligations, the expected return on plan assets based on fair market value and the straight-line amortization of net actuarial gains and losses and adjustments due to plan amendments. Generally, all net actuarial gains and losses are amortized over the expected average remaining service lives of plan participants.

Our pension obligations relate to funded defined benefit pension plans in the U.S., Canada, Switzerland and the U.K., unfunded pension plans in Germany, and unfunded lump sum indemnities in France, South Korea, Malaysia and Italy. Our other postretirement obligations include unfunded healthcare and life insurance benefits provided to retired employees in Canada, the U.S. and Brazil.

**Novelis Inc.**  
**NOTES TO THE CONSOLIDATED FINANCIAL STATEMENTS – (Continued)**

***Noncontrolling Interests in Consolidated Affiliates***

These financial statements reflect the application of ASC 810, *Consolidations* (ASC 810), which establishes accounting and reporting standards that require: (i) the ownership interest in subsidiaries held by parties other than the parent to be clearly identified and presented in the consolidated balance sheet within shareholder's equity, but separate from the parent's equity; (ii) the amount of consolidated net income attributable to the parent and the noncontrolling interest to be clearly identified and presented on the face of the consolidated statement of operations and (iii) changes in a parent's ownership interest while the parent retains its controlling financial interest in its subsidiary to be accounted for consistently.

Our consolidated financial statements include all assets, liabilities, revenues and expenses of less-than-100%-owned affiliates that we control or for which we are the primary beneficiary. We record a noncontrolling interest for the allocable portion of income or loss to which the noncontrolling interest holders are entitled based upon their ownership share of the affiliate. Distributions made to the holders of noncontrolling interests are charged to the respective noncontrolling interest balance.

Losses attributable to the noncontrolling interest in an affiliate may exceed our interest in the affiliate's equity. The excess, and any further losses attributable to the noncontrolling interest, shall be attributed to those interests. The noncontrolling interest shall continue to be attributed its share of losses even if that attribution results in a deficit noncontrolling interest balance. As of March 31, 2012, we have no such losses.

***Environmental Liabilities***

We record accruals for environmental matters when it is probable that a liability has been incurred and the amount of the liability can be reasonably estimated, based on current law and existing technologies. We adjust these accruals periodically as assessment and remediation efforts progress or as additional technical or legal information become available. Accruals for environmental liabilities are stated at undiscounted amounts. Environmental liabilities are included in our consolidated balance sheets in "Accrued expenses and other current liabilities" and "Other long-term liabilities," depending on their short- or long-term nature. Any receivables for related insurance or other third party recoveries for environmental liabilities are recorded when it is probable that a recovery will be realized and are included in our consolidated balance sheets in "Prepaid expenses and other current assets."

Costs related to environmental contamination treatment and clean-up are charged to expense. Estimated future incremental operations, maintenance and management costs directly related to remediation are accrued in the period in which such costs are determined to be probable and estimable.

***Litigation Contingencies***

We accrue for loss contingencies associated with outstanding litigation, claims and assessments for which management has determined it is probable that a loss contingency exists and the amount of loss can be reasonably estimated. We expense professional fees associated with litigation claims and assessments as incurred.

***Income Taxes***

We provide for income taxes using the asset and liability method. This approach recognizes the amount of income taxes payable or refundable for the current year, as well as deferred tax assets and liabilities for the future tax consequence of events recognized in the consolidated financial statements and income tax returns. Deferred income tax assets and liabilities are adjusted to recognize the effects of changes in tax laws or enacted tax rates. Under ASC 740, a valuation allowance is required when it is more likely than not that some portion of the deferred tax assets will not be realized. Realization is dependent on generating sufficient taxable income through various sources.

We record tax benefits related to uncertain tax positions taken or expected to be taken on a tax return when such benefits meet a more than likely than not threshold. Otherwise, these tax benefits are recorded when a tax position has been effectively settled, the statute of limitation has expired or the appropriate taxing authority has completed their examination. Interest and penalties related to uncertain tax positions are recognized as part of the provision for income taxes and are accrued beginning in the period that such interest and penalties would be applicable under relevant tax law until such time that the related tax benefits are recognized. See Note 18 —Income Taxes for additional discussion.

**Novelis Inc.**  
**NOTES TO THE CONSOLIDATED FINANCIAL STATEMENTS – (Continued)**

***Share-Based Compensation***

In accordance with ASC 718, *Compensation — Stock Compensation* (ASC 718), we recognize compensation expense for a share-based award over an employee's requisite service period based on the award's grant date fair value, subject to adjustment.

We adopted ASC 718 using the modified prospective method, which requires companies to record compensation cost beginning with the effective date based on the requirements of ASC 718 for all share-based payments granted after the effective date of ASC 718. All awards granted to employees prior to the effective date of ASC 718 that remained unvested at the adoption date continued to be expensed over the remaining service period. Additionally, we determined that all of our compensation plans settled in cash are considered liability based awards. As such, liabilities for awards under these plans are required to be measured at each reporting date until the date of settlement. The Black-Scholes model was used to determine the fair value of these awards.

***Foreign Currency Translation***

The assets and liabilities of foreign operations, whose functional currency is other than the U.S. dollar (located in Europe and Asia), are translated to U.S. dollars at the period end exchange rates and revenues and expenses are translated at average exchange rates for the period. Differences arising from the translation of assets and liabilities are included in the currency translation adjustment (CTA) component of AOCI. If there is a planned sale or liquidation of our ownership in a foreign operation, the relevant portion of the CTA is recognized in our consolidated statement of operations.

For all operations, the monetary items denominated in currencies other than the functional currency are remeasured at period-end exchange rates and transaction gains and losses are included in "Other (income) expense, net" in our consolidated statements of operations. Non-monetary items are remeasured at historical rates.

***Research and Development***

We incur costs in connection with research and development programs that are expected to contribute to future earnings, and charge such costs against income as incurred. Research and development costs consist primarily of salaries and administrative costs.

***Restructuring Activities***

"Restructuring charges, net" include employee severance and benefit costs, impairments of assets, and other costs associated with exit activities. We apply the provisions of ASC 420, *Exit or Disposal Cost Obligations* (ASC 420) relating to one-time termination benefits. Severance costs accounted for under ASC 420 are recognized when management with the proper level of authority has committed to a restructuring plan and communicated those actions to employees. Impairment losses are based upon the estimated fair value less costs to sell, with fair value estimated based on existing market prices for similar assets. Other exit costs include environmental remediation costs and contract termination costs, primarily related to equipment and facility lease obligations. At each reporting date, we evaluate the accruals for restructuring costs to ensure the accruals are still appropriate.

***Customer Directed Derivatives***

We classify all customer directed derivatives and associated trading activities as operating activities in our consolidated statement of cash flows. Cash flows provided by such derivatives were \$19 million and \$75 million in the years ended March 31, 2011 and 2010, respectively. There were no customer directed derivatives for the year ended March 31, 2012 or as of March 31, 2011.

***Recently Adopted Accounting Standards***

Effective for the year ended March 31, 2012, we adopted the Financial Accounting Standards Board (FASB) issued Accounting Standards Update (ASU) No. 2011-08, *Intangibles — Goodwill and Other (Topic 350): Testing Goodwill for Impairment*, which contains changes to the testing of goodwill for impairment. These changes provide an entity the option to first assess qualitative factors to determine whether the existence of events or circumstances lead to a determination that it is more likely than not (more than 50%) that the fair value of a reporting unit is less than its carrying amount. If an entity elects to perform a qualitative assessment and determines that an impairment is more likely than not, the entity is then required to perform the existing two-step quantitative

**Novelis Inc.**  
**NOTES TO THE CONSOLIDATED FINANCIAL STATEMENTS – (Continued)**

impairment test, otherwise no further analysis is required. An entity may also elect not to perform the qualitative assessment and, instead, go directly to the two-step quantitative impairment test. The adoption of this standard had no impact on our consolidated financial position.

Effective for the year ended March 31, 2012, we adopted the FASB issued ASU No. 2011-04, *Fair Value Measurement (Topic 820): Amendments to Achieve Common Fair Value Measurement and Disclosure Requirements in U.S. GAAP and IFRSs*. ASU No. 2011-04 develops common requirements for measuring fair value and for disclosing information about fair value measurements in accordance with U.S. GAAP and International Financial Reporting Standards (IFRSs) and improves the comparability of fair value measurements presented and disclosed in financial statements prepared in accordance with U.S. GAAP and IFRSs. ASU No. 2011-04 will be effective for fiscal years and interim periods beginning after December 15, 2011. The adoption of this standard had no impact on our consolidated financial position, but required additional disclosure in Note 16 — Fair Value of Assets and Liabilities.

***Recently Issued Accounting Standards***

In June 2011, the FASB issued ASU No. 2011-05, *Comprehensive Income (Topic 220): Presentation of Comprehensive Income*. ASU No. 2011-05 eliminates the option to present components of other comprehensive income as part of the statement of changes in stockholders' equity and requires all non-owner changes in stockholders' equity be presented either in a single continuous statement of comprehensive income or in two separate but consecutive statements. Additionally, in December 2011, the FASB issued ASU No. 2011-12, *Comprehensive Income (Topic 220): Deferral of the Effective Date for Amendments to the Presentation of Reclassifications of Items Out of Accumulated Other Comprehensive Income in Accounting Standards Update No. 2011-05*, which indefinitely defers the requirement in ASU No. 2011-05 to present reclassification adjustments out of accumulated other comprehensive income by component in both the statement in which net income is presented and the statement in which other comprehensive income is presented. During the deferral period, the existing requirements in U.S. GAAP for the presentation of reclassification adjustments must continue to be followed. These standards are effective for fiscal years, and interim periods within those years, beginning after December 15, 2011 and are to be applied retrospectively, with early adoption permitted. We will adopt this standard in our interim period ending June 30, 2012. The adoption of this standard will have no impact on our consolidated financial position, but will require additional disclosure.

In December 2011, the FASB issued ASU No. 2011-11, *Balance Sheet (Topic 210): Disclosures about Offsetting Assets and Liabilities*. The amendments in this update require an entity to disclose information about offsetting and related arrangements to enable users of its financial statements to understand the effect of those arrangements on its financial position. The requirements are effective for annual periods beginning January 1, 2013, and interim periods within those annual periods. We are currently evaluating the potential impact, if any, of the adoption of ASU No. 2011-11 on our consolidated financial statements and disclosures.

[Table of Contents](#)[Index to Financial Statements](#)

**Novelis Inc.**  
**NOTES TO THE CONSOLIDATED FINANCIAL STATEMENTS – (Continued)**

**2. RESTRUCTURING PROGRAMS**

“Restructuring charges, net” for the year ended March 31, 2012, 2011 and 2010 of \$60 million, \$34 million and \$14 million, respectively, includes \$42 million, \$5 million and \$2 million, respectively, of non-cash charges discussed in greater detail below. “Restructuring charges, net” for the year ended March 31, 2011 includes a \$10 million gain from the sale of assets to Hindalco discussed further below. The following table summarizes our restructuring activity by region (in millions).

	<u>Europe</u>	<u>North America</u>	<u>Asia</u>	<u>South America</u>	<u>Corporate</u>	<u>Restructuring liabilities</u>
<b>Balance as of March 31, 2009</b>	61	16	—	2	1	80
Fiscal 2010 Activity:						
Provisions	8	5	—	(1)	—	12
Cash payments	(46)	(11)	—	(2)	(1)	(60)
Adjustments — other	5	—	—	1	—	6
<b>Balance as of March 31, 2010</b>	28	10	—	—	—	38
Fiscal 2011 Activity:						
Provisions	17	13	—	5	5	40
Cash payments	(10)	(17)	—	(1)	(2)	(30)
Adjustments — other	2	—	—	—	—	2
<b>Balance as of March 31, 2011</b>	37	6	—	4	3	50
Fiscal 2012 Activity:						
Provisions	30	6	—	1	2	39
Cash payments	(25)	(7)	—	(2)	(3)	(37)
Reversals	(21)	—	—	—	—	(21)
Adjustments — other	(2)	—	—	(1)	—	(3)
<b>Balance as of March 31, 2012</b>	<u>\$ 19</u>	<u>\$ 5</u>	<u>\$ —</u>	<u>\$ 2</u>	<u>\$ 2</u>	<u>\$ 28</u>

As of March 31, 2012, \$27 million of restructuring liabilities is classified as short-term and is included in “Accrued expenses and other current liabilities” and \$1 million is classified as long-term in “Other long-term liabilities” on our consolidated balance sheets.

*Europe*

Total “Restructuring charges, net” for the year ended March 31, 2012 consisted of \$13 million in severance across our European plants, fixed asset impairments related to restructuring actions initiated in prior years, a reversal of a remaining liability and other exit costs. For the year ended March 31, 2012, we made \$12 million in severance payments, \$3 million in payments for environmental remediation, and \$10 million in other exit related payments.

For the year ended March 31, 2012, we made a decision to shutdown a lithographic sheet line in our Göttingen, Germany facility and as a result we have recorded a liability for severance costs of \$14 million. The Company ceased operations associated with the Bridgnorth, U.K. foil rolling and laminating operations at the end of April 2011. For the year ended March 31, 2012, as a result of the sale of the land and buildings at the Bridgnorth site, we recorded an additional \$8 million of fixed asset impairment and restructuring charges related to the sale and site closure and made payments of \$13 million in severance and other exit payments related to this plan.

As previously announced, we closed our Rogerstone facility in prior years. During the year ended March 31, 2012, we sold the land and reversed the outstanding environmental contingencies of \$21 million related to this location, which was recorded as a reduction to “Restructuring charges, net.” Additionally, we recorded \$6 million of severance charges for restructuring programs related to our European general and administrative functions and \$5 million related to other restructuring activities in the year ended March 31, 2012.

As of March 31, 2012, the restructuring liability balance of \$19 million was comprised of \$18 million of severance costs and \$1 million of other costs.



**Novelis Inc.**  
**NOTES TO THE CONSOLIDATED FINANCIAL STATEMENTS – (Continued)**

Total “Restructuring charges, net” for the year ended March 31, 2011 consisted of \$11 million in severance across our European plants, fixed asset impairments related to restructuring actions initiated in fiscal 2011 and prior years and other exit costs. We recorded \$15 million of restructuring costs related to Bridgnorth which consisted of the following: \$8 million in severance and environmental costs; \$2 million in contract termination and other expenses and \$5 million in asset impairment costs related to the write down of land and building to fair value. In fiscal year 2011, we recorded a \$10 million gain on the sale of assets to Hindalco and \$1 million in other restructuring related costs related to the closure of our Rogerstone facility. Also, we recorded an additional \$3 million of restructuring expense for severance and environmental costs and \$2 million of contract termination and other costs related to restructuring actions initiated in prior years. For the year ended March 31, 2011, we made \$6 million in severance payments and \$4 million in payments for environmental remediation and other costs.

For the year ended March 31, 2010, we made the following payments relating to restructuring programs in Europe: \$30 million in severance payments, \$10 million in payments for environmental remediation and \$6 million of other payments. We made additional staff reductions at plants in Italy, Switzerland and Germany, resulting in additional one-time terminations charges of \$4 million. We also incurred \$4 million of environmental and other costs at our Borgofranco facility, which was closed in March 2006.

*North America*

Total “Restructuring charges, net” for the year ended March 31, 2012 were \$34 million. In the year ended March 31, 2012, we recorded an additional \$3 million of termination benefits related to the previously announced relocation of our North American headquarters from Cleveland to Atlanta and we made \$7 million in payments related to previously announced separation programs. We also recorded \$3 million of one-time termination benefits associated with our decision to relocate our primary research and development operations to Kennesaw, Georgia. During the year ended March 31, 2012 we made the decision to close our Saguenay Works facility in Quebec, Canada effective August 2012, and recorded a fixed asset impairment charge of \$28 million. The decision was driven by the need to right-size production capacity in North America, along with the ever-increasing logistics costs and structural challenges facing this location.

As of March 31, 2012, the restructuring liability balance of \$5 million was comprised of \$4 million of severance costs and \$1 million of other costs.

We recorded \$13 million and \$4 million of restructuring expense for the year ended March 31, 2011 and 2010, respectively, related to the relocation of our North American headquarters from Cleveland to Atlanta, and made \$17 million in payments related to this move.

In November 2008, we announced a Voluntary Separation Program (VSP) available to salaried employees in North America and the Corporate office aimed at reducing staff levels. This VSP supplemented a pre-existing Involuntary Severance Program (ISP). We eliminated approximately 120 positions and recorded \$16 million in severance-related costs for the VSP and ISP programs for the year ended March 31, 2009. This program continued into fiscal 2010, with an additional \$1 million in severance costs recorded under the voluntary and involuntary separation programs. We made \$11 million in severance payments related to this plan in the year ended March 31, 2010.

*South America*

Total “Restructuring charges, net” for the year ended March 31, 2012, consisted of \$11 million of severance costs, fixed asset impairments related to current period restructuring actions and impairments related to actions initiated in prior years. For the year ended March 31, 2012, we made \$2 million in severance and other exit related payments.

In the year ended March 31, 2012, we announced that we ceased production of converter foil (9 microns thickness or less) for flexible packaging and stopped production of one rolling mill at our Santo André plant in Brazil. The decision was made due to overcapacity in the foil market and increased competition from low-cost countries. Approximately 74 positions were eliminated in the Santo Andre plant related to ceasing these operations. For the year ended March 31, 2012, the Company recorded \$3 million in asset impairment costs related to the write down of land and building to fair value and \$1 million in severance related costs.

As of March 31, 2012, the restructuring liability balance of \$2 million was comprised of environmental remediation liabilities.

We recorded \$7 million of restructuring expense for the year ended March 31, 2011 for employee termination and certain environmental remediation costs related to the closure of our primary aluminum smelter at Aratu, Brazil, of which \$2 million were expensed as incurred; therefore, these costs were not reflected in the table above. The closure was in response to high operating costs and lack of competitively priced energy supply. The closure affected approximately 300 workers and was completed by December 31, 2010. For fiscal 2011, we made \$1 million in severance payments. In December 2009, we completed all restructuring actions initiated in fiscal 2009.

[Table of Contents](#)

[Index to Financial Statements](#)

**Novelis Inc.**  
**NOTES TO THE CONSOLIDATED FINANCIAL STATEMENTS – (Continued)**

*Corporate*

Total “Restructuring charges, net” for the year ended March 31, 2012, consisted of \$2 million, primarily in severance costs and other exit related costs. As of March 31, 2012, the restructuring liability balance of \$2 million was comprised of lease termination costs incurred in the relocation of our corporate headquarters to a new facility in Atlanta and other contract termination fees.

We recorded \$3 million of restructuring expense for the year ended March 31, 2011, related to lease termination costs incurred in the relocation of our corporate headquarters to a new facility in Atlanta and other contract termination fees. The lease termination costs include a \$2 million deferred credit on the former facility.

**3. ACCOUNTS RECEIVABLE**

“Accounts receivable, net” consists of the following (in millions).

	March 31,	
	2012	2011
Trade accounts receivable	\$1,268	\$1,413
Other accounts receivable	68	74
Accounts receivable — third parties	1,336	1,487
Allowance for doubtful accounts — third parties	(5)	(7)
	1,331	1,480
Other accounts receivable — related parties	36	28
Accounts receivable, net	<u>\$1,367</u>	<u>\$1,508</u>

***Allowance for Doubtful Accounts***

As of March 31, 2012 and 2011, our allowance for doubtful accounts represented approximately 0.4% and 0.5%, respectively, of gross accounts receivable.

Activity in the allowance for doubtful accounts is as follows (in millions).

	Balance at Beginning of Period	Additions Charged to Expense	Accounts Recovered/ (Written- Off)	Foreign Exchange and Other	Balance at End of Period
Year Ended March 31, 2010	\$ 2	\$ 2	\$ (1)	\$ 1	\$ 4
Year Ended March 31, 2011	\$ 4	\$ 2	\$ (1)	\$ 2	\$ 7
Year Ended March 31, 2012	\$ 7	\$ 1	\$ (2)	\$ (1)	\$ 5

***Forfeiting and Factoring of Trade Receivables***

Novelis Korea Ltd. forfeits trade receivables in the ordinary course of business. These trade receivables are typically outstanding for 60 to 120 days. Forfeiting is a non-recourse method to manage credit and interest rate risks. Under this method, customers contract to pay a financial institution. The institution assumes the risk of non-payment and remits the invoice value (net of a fee) to us after presentation of a proof of delivery of goods to the customer. We do not retain a financial or legal interest in these receivables, and they are excluded from the accompanying consolidated balance sheets. Forfeiting expenses are included in “Selling, general and administrative expenses” in our consolidated statements of operations.

Our Brazilian operations factor, without recourse, certain trade receivables that are unencumbered by pledge restrictions. Under this method, customers are directed to make payments on invoices to a financial institution, but are not contractually required to do so. The financial institution pays us for invoices it has approved for payment (net of a fee). We do not retain financial or legal interest in these receivables, and they are excluded from the accompanying consolidated balance sheets. Factoring expenses are included in “Selling, general and administrative expenses” in our consolidated statements of operations.

**Novelis Inc.**  
**NOTES TO THE CONSOLIDATED FINANCIAL STATEMENTS – (Continued)**

**Summary Disclosures of Financial Amounts**

The following tables summarize amounts relating to our forfaiting and factoring activities (in millions).

	Year Ended March 31,		
	2012	2011	2010
Receivables forfeited	\$235	\$396	\$423
Receivables factored	\$ 61	\$ 77	\$149
Forfaiting expense	\$ 1	\$ 1	\$ 2
Factoring expense	\$ 1	\$ 1	\$ 1

	March 31,	
	2012	2011
Forfeited receivables outstanding	\$49	\$52
Factored receivables outstanding	\$ 4	\$ 8

**4. INVENTORIES**

“Inventories” consist of the following (in millions).

	March 31,	
	2012	2011
Finished goods	\$ 207	\$ 293
Work in process	380	529
Raw materials	340	414
Supplies	97	102
Inventories	<u>\$1,024</u>	<u>\$1,338</u>

**5. ASSETS HELD FOR SALE**

In March 2012, we announced the planned sale of three aluminum foil and packaging plants in our Europe segment to American Industrial Acquisition Corporation (AIAC). The transaction includes foil rolling and packaging operations in Rugles, France; Dudelange, Luxembourg; and Berlin, Germany. The transaction is a step in aligning our growth strategy on the higher-volume, premium markets of beverage cans, automobiles and electronics and specialty products. These plants are expected to be sold within a year and we have classified the respective assets and liabilities of these plants as “Assets held for sale” and “Liabilities held for sale” in the consolidated balance sheet as of March 31, 2012.

Assets held for sale are measured at the lower of their carrying amount or fair value less cost to sell. During the year ended March 31, 2012, we recorded an estimated loss on the disposal of the assets and liabilities of \$111 million, which is included in “Loss on assets held for sale” in the consolidated statement of operations.

**Novelis Inc.**  
**NOTES TO THE CONSOLIDATED FINANCIAL STATEMENTS – (Continued)**

The following table summarizes the carrying amounts of the major classes of assets and liabilities held for sale as of March 31, 2012 (in millions).

	<u>March 31</u> <u>2012</u>
<b>Assets held for sale</b>	
Accounts receivable	53
Inventories	17
Prepaid expenses and other current assets	3
Property, plant and equipment, net	8
<b>Total assets held for sale</b>	<u>\$ 81</u>
<b>Liabilities held for sale</b>	
Accounts payable	23
Accrued expenses and other current liabilities	20
Accrued postretirement benefits	10
Other liabilities	4
<b>Total liabilities held for sale</b>	<u>\$ 57</u>

**6. PROPERTY, PLANT AND EQUIPMENT**

“Property, plant and equipment, net” consists of the following (in millions).

	<u>March 31,</u>	
	<u>2012</u>	<u>2011</u>
Land and property rights	\$ 185	\$ 228
Buildings	770	816
Machinery and equipment	2,684	2,787
	3,639	3,831
Accumulated depreciation and amortization	(1,508)	(1,441)
	2,131	2,390
Construction in progress	558	153
Property, plant and equipment, net	<u>\$ 2,689</u>	<u>\$ 2,543</u>

As of March 31, 2012 and 2011, there were \$535 million and \$328 million, respectively, of fully depreciated assets included in our consolidated balance sheet.

Total depreciation expense is shown in the table below (in millions). For the year ended March 31, 2012, we capitalized \$12 million in interest related to construction of property, plant and equipment. Capitalized interest related to construction of property, plant and equipment was immaterial for the year ended March 31, 2011.

	<u>Year Ended</u> <u>March 31,</u>		
	<u>2012</u>	<u>2011</u>	<u>2010</u>
Depreciation expense related to property, plant and equipment	<u>\$283</u>	<u>\$357</u>	<u>\$336</u>

**Novelis Inc.**  
**NOTES TO THE CONSOLIDATED FINANCIAL STATEMENTS – (Continued)**

**Asset impairments**

For the year ended March 31, 2012, we recorded impairment charges of \$42 million classified in “Restructuring charges, net” primarily related to the closure of our Saguenay and Bridgnorth facilities and \$4 million in impairment charges on long-lived assets classified as “Other (income) expense, net.” For the year ended March 31, 2011, we recorded impairment charges of \$5 million classified in “Restructuring charges, net” related to the write down of land and buildings at our Bridgnorth facility, offset by a \$10 million gain on asset sales at our Rogerstone facility. During the year ended March 31, 2010, we recorded \$1 million of impairment charges which is included in “Other (income) expense, net” on the consolidated statement of operations. See Note 2 — Restructuring Programs for additional information on asset impairments classified as “Restructuring charges, net.”

**Leases**

We lease certain land, buildings and equipment under non-cancelable operating leases expiring at various dates through 2015, and we lease assets in Sierre, Switzerland including a 15-year capital lease through December 2019 from Alcan. Operating leases generally have five to ten-year terms, with one or more renewal options, with terms to be negotiated at the time of renewal. Various facility leases include provisions for rent escalation to recognize increased operating costs or require us to pay certain maintenance and utility costs.

The following table summarizes rent expense included in our consolidated statements of operations (in millions):

	Year Ended March 31,		
	2012	2011	2010
Rent expense	<u>\$27</u>	<u>\$26</u>	<u>\$24</u>

Future minimum lease payments as of March 31, 2012, for our operating and capital leases having an initial or remaining non-cancelable lease term in excess of one year are as follows (in millions).

Year Ending March 31,	Operating Leases	Capital Lease Obligations
2013	\$ 22	\$ 8
2014	20	7
2015	17	7
2016	14	7
2017	12	7
Thereafter	57	21
Total minimum lease payments	<u>\$ 142</u>	<u>\$ 57</u>
Less: interest portion on capital lease		12
Principal obligation on capital leases		<u>\$ 45</u>

The future minimum lease payments for capital lease obligations exclude \$2 million of unamortized fair value adjustments recorded as a result of the Arrangement (see Note 11 — Debt).

Assets and related accumulated amortization under capital lease obligations as of March 31, 2012 and 2011 are as follows (in millions).

	March 31,	
	2012	2011
Assets under capital lease obligations:		
Buildings	\$ 11	\$ 11
Machinery and equipment	78	78
	89	89
Accumulated amortization	(51)	(44)
	<u>\$ 38</u>	<u>\$ 45</u>

[Table of Contents](#)

[Index to Financial Statements](#)

**Novelis Inc.**  
**NOTES TO THE CONSOLIDATED FINANCIAL STATEMENTS – (Continued)**

**Asset Retirement Obligations**

The following is a summary of our asset retirement obligation activity. The period-end balances are included in “Other long-term liabilities” in our consolidated balance sheets (in millions).

	Balance at Beginning of Period	Accretion	Other	Balance at End of Period
Year Ended March 31, 2010	\$ 16	\$ 1	\$ —	\$ 17
Year Ended March 31, 2011	\$ 17	\$ 1	\$ (2)	\$ 16
Year Ended March 31, 2012	\$ 16	\$ 1	\$ (2)	\$ 15

**7. GOODWILL AND INTANGIBLE ASSETS**

There were no material changes to the gross carrying amount or accumulated impairment of goodwill during the years ended March 31, 2012 and 2011. The following table summarizes “Goodwill” (in millions) for the years ended March 31, 2012 and 2011.

	Gross Carrying Amount	Accumulated Impairment	Net Carrying Value
North America	\$ 1,148	\$ (860)	\$ 288
Europe	511	(330)	181
South America	292	(150)	142
	<u>\$ 1,951</u>	<u>\$ (1,340)</u>	<u>\$ 611</u>

The components of “Intangible assets, net” are as follows (in millions).

	March 31, 2012			March 31, 2011			
	Weighted Average Life	Gross Carrying Amount	Accumulated Amortization	Net Carrying Amount	Gross Carrying Amount	Accumulated Amortization	Net Carrying Amount
Tradenames	20 years	\$ 141	\$ (34)	\$ 107	\$ 145	\$ (28)	\$ 117
Technology and software	13 years	245	(83)	162	210	(72)	138
Customer-related intangible assets	20 years	466	(113)	353	475	(92)	383
Favorable energy supply contract	9.5 years	124	(68)	56	123	(54)	69
	16.9 years	<u>\$ 976</u>	<u>\$ (298)</u>	<u>\$ 678</u>	<u>\$ 953</u>	<u>\$ (246)</u>	<u>\$ 707</u>

Our favorable energy supply contract is amortized over its estimated useful life using a method that reflects the pattern in which the economic benefits are expected to be consumed. All other intangible assets are amortized using the straight-line method.

Amortization expense related to “Intangible assets, net” is as follows (in millions):

	Year Ended March 31,		
	2012	2011	2010
Total Amortization expense related to intangible assets	\$ 59	\$ 60	\$ 66
Less: Amortization expense related to intangible assets included in “Cost of goods sold (exclusive of depreciation and amortization)” (A)	(13)	(13)	(18)
Amortization expense related to intangible assets included in “Depreciation and amortization”	<u>\$ 46</u>	<u>\$ 47</u>	<u>\$ 48</u>

(A) Relates to amortization of favorable energy supply contract.

Estimated total amortization expense related to “Intangible assets, net” for each of the five succeeding fiscal years is as follows (in millions). Actual amounts may differ from these estimates due to such factors as customer turnover, raw material consumption patterns, impairments, additional intangible asset acquisitions and other events.

[Table of Contents](#)

[Index to Financial Statements](#)

**Novelis Inc.**  
**NOTES TO THE CONSOLIDATED FINANCIAL STATEMENTS – (Continued)**

<u>Fiscal Year Ending March 31,</u>	
2013	\$ 62
2014	62
2015	61
2016	61
2017	57

**8. CONSOLIDATION**

*Purchase of Noncontrolling Interest in Novelis Korea Limited*

During the year ended March 31, 2012, we acquired 31.3% of the shares of Novelis Korea Limited for \$344 million. The transaction resulted in our ownership of 99% of the outstanding shares of Novelis Korea Limited. The acquisition was recorded as a reduction to equity of \$344 million.

The following table summarizes the change in ownership interest (in millions).

	<u>Year ended</u> <u>March 31, 2012</u>
Net income attributable to our common shareholder	\$ 63
Decrease in additional paid-in capital for purchase of shares in Novelis Korea Limited	<u>(171)</u>
Change from net income attributable to our common shareholder and transfers from noncontrolling interest	<u>\$ (108)</u>

*Variable Interest Entities (VIE)*

The entity that has a controlling financial interest in a VIE is referred to as the primary beneficiary and consolidates the VIE. An entity is deemed to have a controlling financial interest and is the primary beneficiary of a VIE if it has both the power to direct the activities of the VIE that most significantly impact the VIE's economic performance and an obligation to absorb losses or the right to receive benefits that could potentially be significant to the VIE.

We have a joint interest in Logan Aluminum Inc. (Logan) with Tri-Arrows Aluminum Inc. (Tri-Arrows), formerly known as ARCO Aluminum, Inc. (ARCO). Effective August 1, 2011, a consortium of Japanese companies purchased ARCO. The transaction did not impact Novelis' interest in Logan. Logan processes metal received from Novelis and Tri-Arrows and charges the respective partner a fee to cover expenses. Logan is thinly capitalized and relies on the regular reimbursement of costs and expenses by Novelis and Tri-Arrows to fund its operations. This reimbursement is considered a variable interest as it constitutes a form of financing of the activities of Logan. Other than these contractually required reimbursements, we do not provide other material support to Logan. Logan's creditors do not have recourse to our general credit.

Novelis has a majority voting right on Logan's board of directors and has the ability to direct the majority of Logan's production operations. We also have the ability to take the majority share of production and associated costs. These facts qualify Novelis as Logan's primary beneficiary and this entity is consolidated for all periods presented. All significant intercompany transactions and balances have been eliminated.

The following table summarizes the carrying value and classification of assets and liabilities owned by the Logan joint venture and consolidated in our consolidated balance sheets (in millions). There are significant other assets used in the operations of Logan that are not part of the joint venture, as they are directly owned and consolidated by Novelis or Tri-Arrows.

**Novelis Inc.**  
**NOTES TO THE CONSOLIDATED FINANCIAL STATEMENTS – (Continued)**

	March 31, 2012	March 31, 2011
<b>Assets</b>		
<b>Current assets</b>		
Cash and cash equivalents	\$ 2	\$ 1
Accounts receivable	20	27
Inventories	42	36
<b>Total current assets</b>	<b>64</b>	<b>64</b>
Property, plant and equipment, net	15	13
Goodwill	12	12
Deferred income taxes	63	52
Other long-term assets	3	3
<b>Total assets</b>	<b>\$ 157</b>	<b>\$ 144</b>
<b>Liabilities</b>		
<b>Current liabilities</b>		
Accounts payable	\$ 24	\$ 26
Accrued expenses and other current liabilities	11	11
<b>Total current liabilities</b>	<b>35</b>	<b>37</b>
Accrued postretirement benefits	145	120
Other long-term liabilities	2	2
<b>Total liabilities</b>	<b>\$ 182</b>	<b>\$ 159</b>

**9. INVESTMENT IN AND ADVANCES TO NON-CONSOLIDATED AFFILIATES AND RELATED PARTY TRANSACTIONS**

The following table summarizes the ownership structure and our ownership percentage of the non-consolidated affiliates in which we have an investment as of March 31, 2012, and which we account for using the equity method. We do not control our non-consolidated affiliates, but have the ability to exercise significant influence over their operating and financial policies. We have no material investments that we account for using the cost method.

Affiliate Name	Ownership Structure	Ownership Percentage
Aluminium Norf GmbH	Corporation	50%
Consorcio Candonga	Unincorporated Joint Venture	50%
MiniMRF LLC	Limited Liability Company	50%

The following table summarizes our share of the assets, liabilities and equity of our equity method affiliates. The results include the unamortized fair value adjustments of \$509 million and \$559 million as of March 31, 2012 and 2011, respectively relating to our non-consolidated affiliates due to the Arrangement.

	March 31,	
	2012	2011
<b>Assets:</b>		
Current assets	\$ 78	\$ 80
Non-current assets	825	889
<b>Total assets</b>	<b>\$903</b>	<b>\$969</b>
<b>Liabilities:</b>		
Current liabilities	\$ 66	\$ 63
Non-current liabilities	154	163
<b>Total liabilities</b>	<b>220</b>	<b>226</b>
<b>Equity:</b>		
Novelis equity investment	683	743
<b>Total liabilities and equity</b>	<b>\$903</b>	<b>\$969</b>



[Table of Contents](#)

[Index to Financial Statements](#)

**Novelis Inc.**  
**NOTES TO THE CONSOLIDATED FINANCIAL STATEMENTS – (Continued)**

Included in the accompanying consolidated financial statements are transactions and balances arising from businesses we conduct with these non-consolidated affiliates, which we classify as related party transactions and balances. The following table also describes the nature and amounts of significant transactions that we had with our non-consolidated affiliates (in millions). These results include the incremental depreciation and amortization expense, net of tax, of \$17 million, \$17 million, and \$18 million for the years ended March 31, 2012, 2011, and 2010, respectively that we record in our equity method accounting as a result of fair value adjustments we made to our investments in non-consolidated affiliates due to the Arrangement.

	Year Ended March 31,		
	2012	2011	2010
Net sales	\$252	\$229	\$242
Costs, expenses and provision for taxes on income	265	241	257
Net income (loss)	<u>\$(13)</u>	<u>\$(12)</u>	<u>\$(15)</u>
Purchase of tolling services from Aluminium Norf GmbH (Alunorf)	<u>\$252</u>	<u>\$229</u>	<u>\$241</u>

For the year ended March 31, 2012, Alunorf had a \$16 million related party loan outstanding. We earned less than \$1 million of interest income on the loan due from Alunorf during each of the periods presented in the table above. We believe collection of the full amount receivable is probable; thus, no allowance for loan loss was provided for this loan as of March 31, 2012 and 2011.

We have guaranteed the indebtedness for a credit facility and loan on behalf of Alunorf. The guarantee is limited to 50% of the outstanding debt, not to exceed 6 million Euros. As of March 31, 2012, our guarantee was \$1 million.

The following table describes the period-end account balances that we had with these non-consolidated affiliates, included in the related party balances in the accompanying consolidated balance sheets (in millions).

	March 31,	
	2012	2011
Accounts receivable-related parties	\$33	\$28
Other long-term assets-related parties	\$16	\$19
Accounts payable-related parties	\$51	\$50

***Transactions with Hindalco***

We occasionally have related party transactions with our parent company, Hindalco. During the year ended March 31, 2012 we recorded “Net Sales” of \$5 million between Novelis and our parent related to sales of aluminum coils. There were no amounts recorded to “Net Sales” for years ended March 31, 2011 and 2010. We also have related party “Accounts receivable, net” of \$3 million as of March 31, 2012 related to transactions with Hindalco. There were no “Accounts receivable, net” related to transactions with Hindalco outstanding as of March 31, 2011.

On December 11, 2009, our wholly-owned subsidiary, Novelis U.K. Limited, entered into an agreement with Hindalco to sell certain equipment previously used in the operation of our aluminum sheet mill in Rogerstone, South Wales, U.K., which ceased operations in April 2009. Under the equipment purchase agreement, Hindalco paid Novelis U.K. Limited a purchase price of \$17 million, and in the year ended March 31, 2012, we provided ancillary technical assistance to Hindalco with respect to its use of the equipment. The purchase price for the equipment was based on a third-party valuation, and we believe the terms of this transaction are comparable to the terms that would have been reached with a third party on an arms-length basis.

Novelis U.K. Limited entered into agreements with Hindalco to sell certain aluminum rolling equipment previously used in the operation of our plant located at Bridgnorth, England. In the year ended March 31, 2011, Hindalco paid Novelis U.K. Limited a purchase price of \$3 million, plus certain additional dismantling costs. The purchase price for the equipment was based on a third-party valuation, and we believe the terms of this transaction are comparable to the terms that would have been reached with a third party on an arms-length basis. In the year ended March 31, 2012, Hindalco purchased an additional \$5 million of equipment, and we provided ancillary technical assistance to Hindalco with respect to its use of the equipment.

On December 17, 2010, we completed certain refinancing activities and paid \$1.7 billion to our shareholder as a return of capital.

**Novelis Inc.**  
**NOTES TO THE CONSOLIDATED FINANCIAL STATEMENTS – (Continued)**

**10. ACCRUED EXPENSES AND OTHER CURRENT LIABILITIES**

“Accrued expenses and other current liabilities” consists of the following (in millions).

	<b>March 31,</b>	
	<b>2012</b>	<b>2011</b>
Accrued compensation and benefits	\$160	\$199
Accrued interest payable	66	64
Accrued income taxes	19	35
Other current liabilities	231	270
Accrued expenses and other current liabilities	<u>\$476</u>	<u>\$568</u>

[Table of Contents](#)

[Index to Financial Statements](#)

**Novelis Inc.**  
**NOTES TO THE CONSOLIDATED FINANCIAL STATEMENTS – (Continued)**

**11. DEBT**

Debt consists of the following (in millions).

	March 31, 2012				March 31, 2011		
	Interest Rates(A)	Principal	Unamortized Carrying Value Adjustments	Carrying Value	Principal	Unamortized Carrying Value Adjustments	Carrying Value
<b>Third party debt:</b>							
Short term borrowings	4.83%	\$ 18	\$ —	\$ 18	\$ 17	\$ —	\$ 17
<b>Novelis Inc.</b>							
Floating rate Term Loan Facility, due March 2017	4.00%	1,705	(37)(B)	1,668	1,496	(38)(B)	1,458
8.375% Senior Notes, due December 2017	8.375%	1,100	—	1,100	1,100	—	1,100
8.75% Senior Notes, due December 2020	8.75%	1,400	—	1,400	1,400	(1)	1,399
7.25% Senior Notes, due February 2015	7.25%	74	2	76	74	3	77
<b>Novelis Korea Limited</b>							
Facility Loan, due December 2014	4.63%	26	—	26	—	—	—
Term Loan, due December 2014	4.96%	18	—	18	—	—	—
<b>Novelis Switzerland S.A.</b>							
Capital lease obligation, due December 2019 (Swiss francs (CHF) 40 million)	7.50%	45	(2)	43	48	(3)	45
<b>Novelis Brazil</b>							
BNDES loans, due December 2018 through April 2021	5.50%	15	(4)	11	5	(2)	3
<b>Other</b>							
Other debt, due December 2011 through November 2015	5.22%	2	—	2	4	—	4
<b>Total debt — third parties</b>		<u>4,403</u>	<u>(41)</u>	<u>4,362</u>	<u>4,144</u>	<u>(41)</u>	<u>4,103</u>
Less: Short term borrowings		(18)	—	(18)	(17)	—	(17)
Current portion of long term debt		(23)	—	(23)	(21)	—	(21)
<b>Long-term debt, net of current portion — third parties:</b>		<u>\$ 4,362</u>	<u>\$ (41)</u>	<u>\$ 4,321</u>	<u>\$ 4,106</u>	<u>\$ (41)</u>	<u>\$ 4,065</u>

- (A) Interest rates are as of March 31, 2012 and exclude the effects of related interest rate swaps and accretion/amortization of fair value adjustments as a result of the Arrangement, the debt exchange completed in fiscal 2009, the series of refinancing transactions we completed in fiscal 2011, and the additional borrowing in fiscal 2012.
- (B) Debt existing at the time of the Arrangement was recorded at fair value. In connection with a series of refinancing transactions a portion of the historical fair value adjustments were allocated to the Term Loan Facility. The balance also includes the unamortized discount on the Term Loan Facility.

[Table of Contents](#)

[Index to Financial Statements](#)

**Novelis Inc.**  
**NOTES TO THE CONSOLIDATED FINANCIAL STATEMENTS – (Continued)**

Principal repayment requirements for our total debt over the next five years and thereafter (excluding unamortized carrying value adjustments and using exchange rates as of March 31, 2012 for our debt denominated in foreign currencies) are as follows (in millions).

<u>As of March 31, 2012</u>	<u>Amount</u>
Short-term borrowings and Current portion of long term debt due within one year	\$ 41
2 years	25
3 years	143
4 years	25
5 years	1,645
Thereafter	2,524
Total	<u>\$4,403</u>

*Senior Notes*

On December 17, 2010, we issued \$1.1 billion in aggregate principal amount of 8.375% Senior Notes Due 2017 (the 2017 Notes) and \$1.4 billion in aggregate principal amount of 8.75% Senior Notes Due 2020 (the 2020 Notes, and together with the 2017 Notes, the Notes).

Also, on December 17, 2010, we commenced a cash tender offer and consent solicitation for our 7.25% Senior Notes due 2015 (the 7.25% Notes) and our 11.5% Senior Notes due 2015 (the 11.5% Notes). The entire \$185 million aggregate outstanding principal amount of the 11.5% Notes was tendered and redeemed. Of the \$1.1 billion aggregate principal amount of the 7.25% Notes, \$74 million was not redeemed and is expected to remain outstanding through maturity in February 2015. The 7.25% Notes that remain outstanding are no longer subject to substantially all of the restrictive covenants and certain events of default originally included in the indenture for the 7.25% Notes.

The Notes contain customary covenants and events of default that will limit our ability and, in certain instances, the ability of certain of our subsidiaries to (1) incur additional debt and provide additional guarantees, (2) pay dividends beyond certain amounts and make other restricted payments, (3) create or permit certain liens, (4) make certain asset sales, (5) use the proceeds from the sales of assets and subsidiary stock, (6) create or permit restrictions on the ability of certain of the Company's subsidiaries to pay dividends or make other distributions to the Company, (7) engage in certain transactions with affiliates, (8) enter into sale and leaseback transactions, (9) designate subsidiaries as unrestricted subsidiaries and (10) consolidate, merge or transfer all or substantially all of the our assets and the assets of certain of our subsidiaries. During any future period in which either Standard & Poor's Ratings Group, Inc., a division of the McGraw-Hill Companies, Inc. or Moody's Investors Service, Inc. have assigned an investment grade credit rating to the Notes and no default or event of default under the Indenture has occurred and is continuing, most of the covenants will be suspended.

*Senior Secured Credit Facilities*

On December 7, 2011, we borrowed an incremental \$225 million through our existing term loan credit facility. The senior secured credit facilities consist of (1) a \$1.5 billion six-year secured and an incremental \$225 million five-year secured term loan credit facility, due March 2017 (collectively referred to as Term Loan Facility) and (2) an \$800 million five-year asset based loan facility (ABL Facility) that may be increased by an additional \$200 million. The interest rate on the Term Loan Facility is the higher of LIBOR or a floor of 100 basis points, plus a spread ranging from 2.75% to 3.00% depending on the Company's net leverage ratio, as defined in the Term Loan Facility agreement. The senior secured credit facilities contain various affirmative covenants, including covenants with respect to our financial statements, litigation and other reporting requirements, insurance, payment of taxes, employee benefits and (subject to certain limitations) causing new subsidiaries to pledge collateral and guaranty our obligations. The senior secured credit facilities also contain certain negative covenants as specified in the agreements. Substantially all of our assets are pledged as collateral under the senior secured credit facilities.

The senior secured credit facilities include various customary covenants and events of default, including limitations on our ability to (1) make certain restricted payments, (2) incur additional indebtedness, (3) sell certain assets, (4) enter into sale and leaseback transactions, (5) make investments, loans and advances, (6) pay dividends and distributions beyond certain amounts, (7) engage in mergers, amalgamations or consolidations, (8) engage in certain transactions with affiliates, and (9) prepay certain indebtedness. In

[Table of Contents](#)

[Index to Financial Statements](#)

**Novelis Inc.**  
**NOTES TO THE CONSOLIDATED FINANCIAL STATEMENTS – (Continued)**

addition, under the ABL Facility, if (a) our excess availability under the ABL Facility is less than the greater of (i) 12.5% of the lesser of (x) the total ABL Facility commitment at any time and (y) the then applicable borrowing base and (ii) \$90 million, at any time or (b) any event of default has occurred and is continuing, we are required to maintain a minimum fixed charge coverage ratio of at least 1.1 to 1 until (1) such excess availability has subsequently been at least the greater of (i) 12.5% of the lesser of (x) the total ABL Facility commitments at such time and (y) the then applicable borrowing base for 30 consecutive days and (ii) \$90 million and (2) no default is outstanding during such 30 day period. As of March 31, 2012 our excess availability under the ABL Facility was \$704 million, or 88% of the lender commitments.

Further, under the Term Loan Facility we may not permit our total net leverage ratio as of the last day of our four consecutive quarters ending with any fiscal quarter to be greater than the ratio set forth below opposite the period in the table below during which the last day of such period occurs:

<u>Period</u>	<u>Total Net Leverage Ratio</u>
March 30, 2011 through March 31, 2012	4.75 to 1.0
April 1, 2012 through March 31, 2013	4.50 to 1.0
April 1, 2013 through March 31, 2014	4.375 to 1.0
April 1, 2014 through March 31, 2015	4.25 to 1.0
April 1, 2015 and thereafter	4.0 to 1.0

*Korean Bank Loans*

In December 2011, Novelis Korea Limited (Novelis Korea) entered into three separate loan agreements with local banks. The Novelis Korea bank loans consist of the following: (1) a \$26 million (KRW 30 billion) loan due December 2014, (2) an \$18 million (KRW 20 billion) loan due December 2014, and (3) a short term borrowing of \$18 million (KRW 20 billion). All three bank loans have variable interest rates with the base rate tied to Korea's 91-day CD rate plus an applicable spread ranging from 1.08% to 1.41%.

*Short-Term Borrowings and Lines of Credit*

As of March 31, 2012, our short-term borrowings were \$18 million, consisting of an \$18 million (KRW 20 billion) Novelis Korea bank loan. As of March 31 2012, \$24 million of the ABL Facility was utilized for letters of credit, and we had \$704 million in remaining availability under the ABL Facility. The weighted average interest rate on our total short-term borrowings was 4.83% and 2.43% as of March 31, 2012 and March 31, 2011, respectively.

As of March 31, 2012, we had \$49 million of outstanding letters of credit in South Korea which are not related to the ABL Facility.

*BNDES Loans*

From February 2011 through December 2011, Novelis Brazil entered into eleven new loan agreements (the BNDES loans) with Brazil's National Bank for Economic and Social Development (BNDES) related to the plant expansion in Pindamonhangaba, Brazil (Pinda). The agreements provided for a commitment of Brazilian Real (R\$) borrowings at a fixed rate of 5.5% up to an aggregate of \$18 million (R\$34 million). As of March 31, 2012, we had \$15 million (R\$28 million) outstanding under the BNDES loan agreements with maturity dates ranging from December 2018 through April 2021.

*Interest Rate Swaps*

We use interest rate swaps to manage our exposure to changes in the benchmark LIBOR interest rate which impacts our variable-rate debt. Prior to December 17, 2010 these swaps were designated as cash flow hedges. On December 17, 2010 after the completion a refinancing transaction we ceased hedge accounting for these swaps and released all "Accumulated Other Comprehensive Income" (AOCI) into earnings during the year ended March 31, 2011.

We had \$220 million of outstanding interest rate swaps with maturity date of April 2012, which were not designated as hedges as of March 31, 2012 and March 31, 2011.

On January 18, 2012 Novelis Korea entered into interest rate swaps for the Facility and Term year loans maturing December 2014. The rates were fixed at 4.485% for the \$26 million (KRW 30 billion) loan and 4.815% for the \$18 million (KRW 20 billion) loan. Both swaps expire December 2014, concurrent with the maturity of the loans. As of March 31, 2012, these swaps were designated as cash flow hedges.

**Novelis Inc.**  
**NOTES TO THE CONSOLIDATED FINANCIAL STATEMENTS – (Continued)**

*Capital Lease Obligations*

In December 2004, we entered into a fifteen-year capital lease obligation with Alcan for assets in Sierre, Switzerland, which has an interest rate of 7.5% and fixed quarterly payments of CHF 1.7 million, which is equivalent to \$2 million at the exchange rate as of March 31, 2012.

**12. SHARE-BASED COMPENSATION**

The board of directors has authorized four long term incentive plans as follows:

- The Novelis Long-Term Incentive Plan FY 2009 — FY 2012 (2009 LTIP) was authorized in June 2008. Under the 2009 LTIP, phantom stock appreciation rights (SARs) were granted to certain of our executive officers and key employees.
- The Novelis Long-Term Incentive Plan FY 2010 — FY 2013 (2010 LTIP) was authorized in June 2009. Under the 2010 LTIP, SARs were granted to certain of our executive officers and key employees.
- The Novelis Long-Term Incentive Plan FY 2011— FY 2014 (2011 LTIP) was authorized in May 2010. The 2011 LTIP provides for SARs and phantom restricted stock units (RSUs).
- The Novelis Long-Term Incentive Plan FY 2012— FY 2015 (2012 LTIP) was authorized in May 2011. The 2012 LTIP provides for SARs and RSUs.

Under all four plans, SARs vest at the rate of 25% per year, subject to performance criteria and expire seven years from their grant date. Each SAR is to be settled in cash based on the difference between the market value of one Hindalco share on the date of grant and the market value on the date of exercise, subject to a maximum payout as defined by the plan. If the SAR is exercised within one year of vesting, the maximum payout is equal to two and a half times the target. If the SAR is exercised after one year of vesting, the maximum payout is equal to three times the target. The SARs do not transfer any shareholder rights in Hindalco to a participant. The SARs are classified as liability awards and are remeasured at fair value each reporting period until the SARs are settled.

The performance criterion for vesting is based on the actual overall Novelis operating earnings before interest, taxes, depreciation and amortization, as adjusted (adjusted Operating EBITDA) compared to the target adjusted Operating EBITDA established and approved each fiscal year. The minimum threshold for vesting each year is 75% of each annual target adjusted Operating EBITDA, at which point 75% of the SARs for that period would vest, with an equal pro rata amount of SARs vesting through 100% achievement of the target. Given that the performance criterion is based on an earnings target in a future period for each fiscal year, the grant date of the awards for accounting purposes is generally not established until the performance criterion has been defined.

The RSUs under the 2011 LTIP and 2012 LTIP vest in full three years from the grant date and are not subject to performance criteria. The payout on the RSUs is limited to three times the grant price.

Total compensation expense related to SARs and RSUs under the long term incentive plans for the respective periods is presented in the table below (in millions). These amounts are included in “Selling, general and administrative expenses” in our consolidated statements of operations. As the performance criteria for fiscal years 2013, 2014 and 2015 have not yet been established, measurement periods for SARs relating to those periods have not yet commenced. As a result, only compensation expense for vested and current year SARs has been recorded for the years ended March 31, 2012 and 2011.

[Table of Contents](#)

[Index to Financial Statements](#)

**Novelis Inc.**  
**NOTES TO THE CONSOLIDATED FINANCIAL STATEMENTS – (Continued)**

	Year Ended March 31,		
	2012	2011	2010
Novelis Long-Term Incentive Plan 2009	\$ 3	\$ 4	\$ 6
Novelis Long-Term Incentive Plan 2010	(1)	9	3
Novelis Long-Term Incentive Plan 2011	(2)	5	—
Novelis Long-Term Incentive Plan 2012	1	—	—
<b>Total compensation (income) expense</b>	<b>\$ 1</b>	<b>\$ 18</b>	<b>\$ 9</b>

The tables below show the RSUs activity under our 2012 LTIP and 2011 LTIP and the SARs activity under our 2012 LTIP, 2011 LTIP, 2010 LTIP and 2009 LTIP.

<u>2012 LTIP - RSUs</u>	<u>Number of RSUs</u>	<u>Grant Date Fair Value (in Indian Rupees)</u>	<u>Aggregate Intrinsic Value (USD in millions)</u>
RSUs outstanding as of March 31, 2011	—	—	\$ —
Granted	945,983	186.47	2
Forfeited/Cancelled	(67,308)	192.38	
RSUs outstanding as of March 31, 2012	<u>878,675</u>	186.02	\$ 2

<u>2012 LTIP - SARs</u>	<u>Number of SARs</u>	<u>Weighted Average Exercise Price (in Indian Rupees)</u>	<u>Weighted Average Remaining Contractual Term (In years)</u>	<u>Aggregate Intrinsic Value (USD in millions)</u>
SARs outstanding as of March 31, 2011	—	—	—	\$ —
Granted	7,201,070	188.05		—
Forfeited/Cancelled	(512,353)	192.38		
SARs outstanding as of March 31, 2012	<u>6,688,717</u>	186.05	6.1	\$ —

<u>2011 LTIP - RSUs</u>	<u>Number of RSUs</u>	<u>Grant Date Fair Value (in Indian Rupees)</u>	<u>Aggregate Intrinsic Value (USD in millions)</u>
RSUs outstanding as of March 31, 2011	906,057	148.79	\$ 4
Forfeited/Cancelled	(103,908)	147.10	
RSUs outstanding as of March 31, 2012	<u>802,149</u>	149.01	\$ 2

<u>2011 LTIP - SARs</u>	<u>Number of SARs</u>	<u>Weighted Average Exercise Price (in Indian Rupees)</u>	<u>Weighted Average Remaining Contractual Term (In years)</u>	<u>Aggregate Intrinsic Value (USD in millions)</u>
SARs outstanding as of March 31, 2011	7,117,652	148.79	6.2	\$ 10
Exercised	(69,222)	191.17		
Forfeited/Cancelled	(744,582)	147.10		
SARs outstanding as of March 31, 2012	<u>6,303,848</u>	149.01	5.1	\$ —

**Novelis Inc.**  
**NOTES TO THE CONSOLIDATED FINANCIAL STATEMENTS – (Continued)**

	Number of SARs	Weighted Average Exercise Price (in Indian Rupees)	Weighted Average Remaining Contractual Term (In years)	Aggregate Intrinsic Value (USD in millions)
<b>2010 LTIP - SARs</b>				
SARs outstanding as of March 31, 2011	11,052,491	88.46	5.2	\$ 25
Exercised	(1,670,951)	174.76		
Forfeited/Cancelled	(1,209,954)	87.16		
SARs outstanding as of March 31, 2012	<u>8,171,586</u>	88.37	4.2	\$ 7
<b>2009 LTIP - SARs</b>				
SARs outstanding as of March 31, 2011	8,944,822	60.50	4.2	\$ 14
Exercised	(3,505,010)	134.23		
Forfeited/Cancelled	(594,160)	60.50		
SARs outstanding as of March 31, 2012	<u>4,845,652</u>	60.50	3.2	\$ 7

The fair value of each SAR is based on the difference between the fair value of a long call and a short call option. The fair value of each of these call options was determined using the Monte Carlo Simulation model. We used historical stock price volatility data of Hindalco on the National Stock Exchange of India to determine expected volatility assumptions. The fair value of each SAR under the 2012 LTIP, 2011 LTIP, 2010 LTIP and 2009 LTIP was estimated as of March 31, 2012 using the following assumptions:

	2012 LTIP	2011 LTIP	2010 LTIP	2009 LTIP
Risk-free interest rate	8.59%	8.60%	8.59%	8.27%
Dividend yield	1.04%	1.04%	1.04%	1.04%
Volatility	53%	55%	57%	47%

The fair value of the SARs is being recognized over the requisite performance and service period of each tranche, subject to the achievement of any performance criteria. Since the performance criteria for fiscal years 2013, 2014 and 2015 have not yet been established and therefore, measurement periods for SARs relating to those periods have not yet commenced, no compensation expense for those tranches has been recorded for the year ended March 31, 2012. As of March 31, 2012, 5,930,689 SARs were exercisable.

Unrecognized compensation expense related to the non-vested SARs (assuming all future performance criteria are met) is \$13 million which is expected to be realized over a weighted average period of 2.37 years. Unrecognized compensation expense is \$1 million related to 2011 RSU's and \$2 million related to 2012 RSU's, which will be recognized over the remaining vesting period of 1 year and 2 years, respectively.



**Novelis Inc.**  
**NOTES TO THE CONSOLIDATED FINANCIAL STATEMENTS – (Continued)**

**13. POSTRETIREMENT BENEFIT PLANS**

Our pension obligations relate to: (1) funded defined benefit pension plans in the U.S., Canada, Switzerland, the U.K. and South Korea; (2) unfunded defined benefit pension plans in Germany; and (3) unfunded lump sum indemnities in France, Malaysia and Italy. Our other postretirement obligations (Other Benefits, as shown in certain tables below) include unfunded healthcare and life insurance benefits provided to retired employees in Canada, the U.S. and Brazil.

***Employer Contributions to Plans***

For pension plans, our policy is to fund an amount required to provide for contractual benefits attributed to service to-date, and amortize unfunded actuarial liabilities typically over periods of 15 years or less. We also participate in savings plans in Canada and the U.S., as well as defined contribution pension plans in the U.S., U.K., Canada, Germany, Italy, Switzerland, Malaysia and Brazil. We contributed the following amounts (in millions) to all plans.

	Year Ended March 31,		
	2012	2011	2010
Funded pension plans	\$57	\$41	\$50
Unfunded pension plans	13	13	11
Savings and defined contribution pension plans	19	18	16
Total contributions	<u>\$89</u>	<u>\$72</u>	<u>\$77</u>

During fiscal year 2013, we expect to contribute \$47 million to our funded pension plans, \$14 million to our unfunded pension plans and \$21 million to our savings and defined contribution plans.

***Investment Policy and Asset Allocation***

The company's overall investment strategy is to achieve a mix of approximately 50% of investments for long-term growth (equities, real estate) and 50% for near-term benefit payments (debt securities, other) with a wide diversification of asset categories, investment styles, fund strategies and fund managers. Since most of the defined benefit plans are closed to new entrants, we expect this strategy to gradually shift more investments toward near-term benefit payments.

Each of our funded pension plans is governed by an Investment Fiduciary, who establishes an investment policy appropriate for the pension plan. The Investment Fiduciary is responsible for selecting the asset allocation for each plan, monitoring investment managers, monitoring returns versus benchmarks and monitoring compliance with the investment policy. The targeted allocation ranges by asset class, and the actual allocation percentages for each class are listed in the table below.

Asset Category	Target Allocation Ranges	Allocation in Aggregate as of March 31,	
		2012	2011
Equity securities	35 - 60%	48%	50%
Debt securities	35 - 55%	47%	39%
Real estate	0 - 25%	2%	4%
Other	0 - 15%	3%	7%

Novelis Inc.  
NOTES TO THE CONSOLIDATED FINANCIAL STATEMENTS – (Continued)

*Benefit Obligations, Fair Value of Plan Assets, Funded Status and Amounts Recognized in Financial Statements*

	Pension Benefits		
	Year Ended March 31,		
	2012	2011	2010
<b>Benefit obligation at beginning of period</b>	<b>\$1,275</b>	<b>\$1,154</b>	<b>\$ 945</b>
Service cost	41	36	35
Interest cost	68	64	61
Members' contributions	6	5	5
Benefits paid	(51)	(45)	(40)
Amendments	(8)	1	1
Transfers/mergers	8	(6)	4
Curtailments/settlements/termination benefits	(16)	—	1
Actuarial (gains) losses	175	23	107
Currency (gains) losses	(14)	43	35
<b>Benefit obligation at end of period</b>	<b>\$1,484</b>	<b>\$1,275</b>	<b>\$1,154</b>
Benefit obligation of funded plans	\$1,299	\$1,101	\$ 976
Benefit obligation of unfunded plans	185	174	178
<b>Benefit obligation at end of period</b>	<b>\$1,484</b>	<b>\$1,275</b>	<b>\$1,154</b>

The following tables present the change in benefit obligation, change in fair value of plan assets and the funded status for pension and other benefits (in millions), including the Swiss Pension Plan. Other Benefits in the tables below include unfunded healthcare and life insurance benefits provided to retired employees in Canada, Brazil and the U.S.

	Other Benefits		
	Year Ended March 31,		
	2012	2011	2010
<b>Benefit obligation at beginning of period</b>	<b>\$196</b>	<b>\$167</b>	<b>\$162</b>
Service cost	9	7	6
Interest cost	10	10	10
Benefits paid	(9)	(7)	(7)
Curtailments/termination benefits	—	—	—
Actuarial (gains) losses	22	18	(6)
Currency (gains) losses	—	1	2
<b>Benefit obligation at end of period</b>	<b>\$228</b>	<b>\$196</b>	<b>\$167</b>
Benefit obligation of unfunded plans	228	196	167
<b>Benefit obligation at end of period</b>	<b>\$228</b>	<b>\$196</b>	<b>\$167</b>

	Pension Benefits		
	Year Ended March 31,		
	2012	2011	2010
<b>Change in fair value of plan assets</b>			
Fair value of plan assets at beginning of period	927	\$805	\$598
Actual return on plan assets	55	81	147
Members' contributions	6	5	5
Benefits paid	(51)	(45)	(40)
Company contributions	70	54	62
Transfers/mergers	6	(6)	4
Settlements	(14)	—	—
Currency gains (losses)	(3)	33	29
<b>Fair value of plan assets at end of period</b>	<b>\$996</b>	<b>\$927</b>	<b>\$805</b>

Novelis Inc.  
NOTES TO THE CONSOLIDATED FINANCIAL STATEMENTS – (Continued)

	March 31,			
	2012		2011	
	Pension Benefits	Other Benefits	Pension Benefits	Other Benefits
<b>Funded status</b>				
Funded Status at end of period:				
Assets less the benefit obligation of funded plans	\$ (303)	\$ —	\$ (174)	\$ —
Benefit obligation of unfunded plans	(185)	(228)	(174)	(196)
	<u>\$ (488)</u>	<u>\$ (228)</u>	<u>\$ (348)</u>	<u>\$ (196)</u>
<b>As included on consolidated balance sheet</b>				
Accrued expenses and other current liabilities	\$ 13	\$ 8	\$ 11	\$ 8
Accrued postretirement benefits	475	220	337	188
	<u>\$ 488</u>	<u>\$ 228</u>	<u>\$ 348</u>	<u>\$ 196</u>

The postretirement amounts recognized in “Accumulated other comprehensive income (loss),” before tax effects, are presented in the table below (in millions), and includes the impact related to our equity method investments.

	March 31,			
	2012		2011	
	Pension Benefits	Other Benefits	Pension Benefits	Other Benefits
Net actuarial loss	\$ 262	\$ 39	\$ 85	\$ 19
Prior service cost (credit)	(13)	—	(7)	—
Total postretirement amounts recognized in Accumulated other comprehensive loss (income)	<u>\$ 249</u>	<u>\$ 39</u>	<u>\$ 78</u>	<u>\$ 19</u>

The estimated amounts that will be amortized from “Accumulated other comprehensive income (loss)” into net periodic benefit cost in fiscal 2013 are \$26 million for pension benefits and \$3 million for other postretirement benefits, primarily related to net actuarial losses.

The postretirement changes recognized in “Accumulated other comprehensive income (loss),” before tax effects, are presented in the table below (in millions), and includes the impact related to our equity method investments.

	March 31,			
	2012		2011	
	Pension Benefits	Other Benefits	Pension Benefits	Other Benefits
Beginning balance in Accumulated other comprehensive loss (income)	\$ 78	\$ 19	\$ 95	\$ 1
Curtailments and settlements	(2)	—	—	—
Net actuarial loss (gain)	190	22	(10)	18
Amortization of:				
Prior service cost	2	—	1	—
Actuarial loss	(11)	(2)	(11)	—
Effect of currency exchange	—	—	3	—
Plan amendment	(8)	—	—	—
Total postretirement amounts recognized in Accumulated other comprehensive loss (income)	<u>\$ 249</u>	<u>\$ 39</u>	<u>\$ 78</u>	<u>\$ 19</u>

**Accumulated Benefit Obligation in Excess of Plan Assets**

The projected benefit obligation, accumulated benefit obligation and fair value of plan assets for pension plans with an accumulated benefit obligation in excess of plan assets as of March 31, 2012 and 2011 are presented in the table below (in millions).

	March 31,	
	2012	2011
Projected benefit obligation	\$1,467	\$1,014
Accumulated benefit obligation	\$1,329	\$ 918
Fair value of plan assets	\$ 979	\$ 698

**Novelis Inc.**  
**NOTES TO THE CONSOLIDATED FINANCIAL STATEMENTS – (Continued)**

**Future Benefit Payments**

Expected benefit payments to be made during the next ten fiscal years are listed in the table below (in millions).

	<b>Pension Benefits</b>	<b>Other Benefits</b>
2013	\$ 53	\$ 8
2014	57	9
2015	62	10
2016	67	11
2017	73	12
2018 through 2022	445	79
<b>Total</b>	<b>\$ 757</b>	<b>\$ 129</b>

<b>Pension Benefits</b>	<b>Year Ended March 31,</b>		
	<b>2012</b>	<b>2011</b>	<b>2010</b>
<b>Net periodic benefit cost</b>			
Service cost	\$ 42	\$ 36	\$ 35
Interest cost	68	64	61
Expected return on assets	(63)	(56)	(43)
Amortization			
— actuarial losses	11	11	12
— prior service cost	(1)	(1)	(1)
Curtailed/settlement losses	1	—	1
<b>Net periodic benefit cost</b>	<b>58</b>	<b>54</b>	<b>65</b>
Proportionate share of non-consolidated affiliates' deferred pension costs, net of tax	3	3	1
<b>Total net periodic benefit costs recognized</b>	<b>\$ 61</b>	<b>\$ 57</b>	<b>\$ 66</b>

**Components of Net Periodic Benefit Cost**

The components of net periodic benefit cost for the respective periods are listed in the table below (in millions).

<b>Other Benefits</b>	<b>Year Ended March 31,</b>		
	<b>2012</b>	<b>2011</b>	<b>2010</b>
<b>Net periodic benefit cost</b>			
Service cost	\$ 9	\$ 7	\$ 6
Interest cost	10	9	10
Amortization — actuarial losses	1	—	1
Curtailed/termination benefits	—	—	—
<b>Total net periodic benefit costs recognized</b>	<b>\$ 20</b>	<b>\$ 16</b>	<b>\$ 17</b>

**Actuarial Assumptions and Sensitivity Analysis**

The weighted average assumptions used to determine benefit obligations and net periodic benefit costs for the respective periods are listed in the table below.

**Novelis Inc.**  
**NOTES TO THE CONSOLIDATED FINANCIAL STATEMENTS – (Continued)**

<u>Pension Benefits</u>	<u>Year Ended March 31,</u>		
	<u>2012</u>	<u>2011</u>	<u>2010</u>
<b>Weighted average assumptions used to determine benefit obligations</b>			
Discount rate	4.4%	5.3%	5.5%
Average compensation growth	3.4%	3.3%	3.6%
<b>Weighted average assumptions used to determine net periodic benefit cost</b>			
Discount rate	5.3%	5.5%	6.1%
Average compensation growth	3.3%	3.6%	3.4%
Expected return on plan assets	6.7%	6.8%	6.7%
<u>Other Benefits</u>	<u>Year Ended March 31,</u>		
	<u>2012</u>	<u>2011</u>	<u>2010</u>
<b>Weighted average assumptions used to determine benefit obligations</b>			
Discount rate	4.2%	5.2%	5.6%
Average compensation growth	3.9%	3.9%	3.9%
<b>Weighted average assumptions used to determine net periodic benefit cost</b>			
Discount rate	5.2%	5.6%	6.2%
Average compensation growth	3.9%	3.9%	4.0%

In selecting the appropriate discount rate for each plan, we generally used a country-specific, high-quality corporate bond index, adjusted to reflect the duration of the particular plan. In the U.S. and Canada, the discount rate was calculated by matching the plan's projected cash flows with similar duration high-quality corporate bonds to develop a present value, which was then interpolated to develop a single equivalent discount rate.

In estimating the expected return on assets of a pension plan, consideration is given primarily to its target allocation, the current yield on long-term bonds in the country where the plan is established, and the historical risk premium of equity or real estate over long-term bond yields in each relevant country. The approach is consistent with the principle that assets with higher risk provide a greater return over the long-term. The expected long-term rate of return on plan assets is 6.4% in fiscal 2013.

We provide unfunded healthcare and life insurance benefits to our retired employees in Canada, the U.S. and Brazil, for which we paid \$9 million and \$7 million for the years ended March 31, 2012 and 2011, respectively. The assumed healthcare cost trend used for measurement purposes is 8% for fiscal 2013, decreasing gradually to 5% in 2019 and remaining at that level thereafter.

A change of one percentage point in the assumed healthcare cost trend rates would have the following effects on our other benefits (in millions).

<u>Sensitivity Analysis</u>	<u>1% Increase</u>	<u>1% Decrease</u>
Effect on service and interest costs	\$ 2	\$ (2)
Effect on benefit obligation	\$ 21	\$ (18)

In addition, we provide post-employment benefits, including disability, early retirement and continuation of benefits (medical, dental, and life insurance) to our former or inactive employees, which are accounted for on the accrual basis in accordance ASC No. 712, Compensation — Retirement Benefits. "Other long-term liabilities" on our consolidated balance sheets includes \$18 million and \$19 million as of March 31, 2012 and 2011, respectively, for these benefits.

***Fair Value of Plan Assets***

The following pension plan assets are measured and recognized at fair value on a recurring basis (in millions). Please see Note 16— Fair Value of Assets and Liabilities for description of the fair value hierarchy. The U.S. pension plan assets are invested exclusively in commingled funds and classified in Level 2. The foreign pension plan assets are invested in both direct investments (Levels 1 and 2) and commingled funds (Level 2).

[Table of Contents](#)

[Index to Financial Statements](#)

**Novelis Inc.**  
**NOTES TO THE CONSOLIDATED FINANCIAL STATEMENTS – (Continued)**

*US Pension Plan Assets*

	March 31, 2012				March 31, 2011			
	Fair Value Measurements Using				Fair Value Measurements Using			
	Level 1	Level 2	Level 3	Total	Level 1	Level 2	Level 3	Total
Large Cap Equity	\$ —	\$ 167	\$ —	\$167	\$ —	\$ 149	\$ —	\$149
Small/Mid Cap Equity	—	44	—	44	—	41	—	41
International Equity	—	103	—	103	—	86	—	86
Fixed Income	—	203	—	203	—	186	—	186
<b>Total</b>	<b>\$ —</b>	<b>\$ 517</b>	<b>\$ —</b>	<b>\$517</b>	<b>\$ —</b>	<b>\$ 462</b>	<b>\$ —</b>	<b>\$462</b>

*Foreign Pension Plan Assets*

	March 31, 2012				March 31, 2011			
	Fair Value Measurements Using				Fair Value Measurements Using			
	Level 1	Level 2	Level 3	Total	Level 1	Level 2	Level 3	Total
Equity	\$ 103	\$ 59	\$ —	\$162	\$ 138	\$ 53	\$ —	\$191
Fixed Income	47	222	—	269	16	156	—	172
Real Estate	12	10	—	22	5	31	—	36
Cash	24	—	—	24	34	—	—	34
Other	2	—	—	2	8	24	—	32
<b>Total</b>	<b>\$ 188</b>	<b>\$ 291</b>	<b>\$ —</b>	<b>\$479</b>	<b>\$ 201</b>	<b>\$ 264</b>	<b>\$ —</b>	<b>\$465</b>

**14. CURRENCY LOSSES (GAINS)**

The following currency (gains) losses are included in “Other (income) expense, net” in the accompanying consolidated statements of operations (in millions).

	Year Ended		
	March 31,		
	2012	2011	2010
(Gain) loss on remeasurement of monetary assets and liabilities, net	\$16	\$ (1)	\$ (15)
Loss released from accumulated other comprehensive income	1	—	—
Gain recognized on balance sheet remeasurement currency exchange contracts, net	(6)	—	—
Currency (gains) losses, net	<u>\$11</u>	<u>\$ (1)</u>	<u>\$ (15)</u>

The following currency gains (losses) are included in “AOCI,” net of tax and “Noncontrolling interests” (in millions).

	Year Ended		
	March 31,		
	2012	2011	2010
Cumulative currency translation adjustment — beginning of period	\$114	\$ (3)	\$ (78)
Effect of changes in exchange rates	(79)	117	75
Sale of investment in foreign entities (A)	(12)	—	—
Cumulative currency translation adjustment — end of period	<u>\$ 23</u>	<u>\$114</u>	<u>\$ (3)</u>

- (A) We reclassified \$12 million of cumulative currency gains from AOCI to “Loss on assets held for sale” in the year ended March 31, 2012 related to the planned sale of three aluminum foil and packaging plants in Europe. See Note 5 — Assets Held For Sale

[Table of Contents](#)

[Index to Financial Statements](#)

**Novelis Inc.**  
**NOTES TO THE CONSOLIDATED FINANCIAL STATEMENTS – (Continued)**

**15. FINANCIAL INSTRUMENTS AND COMMODITY CONTRACTS**

The gross fair values of our financial instruments and commodity contracts as of March 31, 2012 and 2011 are as follows (in millions):

	March 31, 2012				Net Fair Value Assets/(Liabilities)
	Assets		Liabilities		
	Current	Noncurrent	Current	Noncurrent(A)	
<b>Derivatives designated as hedging instruments:</b>					
<i>Cash flow hedges</i>					
Aluminum contracts	\$ 17	\$ —	\$ (5)	\$ —	\$ 12
Currency exchange contracts	12	\$ 1	(6)	(6)	1
<i>Net Investment hedges</i>					
Currency exchange contracts	2	—	—	—	2
<i>Fair value hedges</i>					
Aluminum contracts	1	—	(6)	—	(5)
<b>Total derivatives designated as hedging instruments</b>	<u>\$ 32</u>	<u>\$ 1</u>	<u>\$ (17)</u>	<u>\$ (6)</u>	<u>\$ 10</u>
<b>Derivatives not designated as hedging instruments</b>					
Aluminum contracts	51	—	(47)	—	4
Currency exchange contracts	16	1	(10)	(1)	6
Interest rate swaps	—	—	—	—	—
Energy contracts	—	—	(21)	(30)	(51)
<b>Total derivatives not designated as hedging instruments</b>	<u>67</u>	<u>1</u>	<u>(78)</u>	<u>(31)</u>	<u>(41)</u>
<b>Total derivative fair value</b>	<u>\$ 99</u>	<u>\$ 2</u>	<u>\$ (95)</u>	<u>\$ (37)</u>	<u>\$ (31)</u>

	March 31, 2011				Net Fair Value Assets/(Liabilities)
	Assets		Liabilities		
	Current	Noncurrent	Current	Noncurrent(A)	
<b>Derivatives designated as hedging instruments:</b>					
<i>Cash flow hedges</i>					
Aluminum contracts	\$ 44	\$ —	\$ —	\$ —	\$ 44
Currency exchange contracts	43	10	(1)	—	52
<i>Net Investment hedges</i>					
Currency exchange contracts					
<i>Fair value hedges</i>					
Aluminum contracts	9	—	—	—	9
<b>Total derivatives designated as hedging instruments</b>	<u>\$ 96</u>	<u>\$ 10</u>	<u>\$ (1)</u>	<u>\$ —</u>	<u>\$ 105</u>
<b>Derivatives not designated as hedging instruments</b>					
Aluminum contracts	54	5	(49)	—	10
Currency exchange contracts	15	2	(19)	(1)	(3)
Interest rate swaps	—	—	(4)	—	(4)
Energy contracts	—	—	(9)	(23)	(32)
<b>Total derivatives not designated as hedging instruments</b>	<u>69</u>	<u>7</u>	<u>(81)</u>	<u>(24)</u>	<u>(29)</u>
<b>Total derivative fair value</b>	<u>\$ 165</u>	<u>\$ 17</u>	<u>\$ (82)</u>	<u>\$ (24)</u>	<u>\$ 76</u>

(A) The noncurrent portions of derivative liabilities are included in "Other long-term liabilities" in the accompanying consolidated balance sheets.

[Table of Contents](#)[Index to Financial Statements](#)

**Novelis Inc.**  
**NOTES TO THE CONSOLIDATED FINANCIAL STATEMENTS – (Continued)**

**Aluminum**

We use aluminum forward contracts and options to hedge our exposure to changes in the London Metal Exchange (LME) price of aluminum. These exposures arise primarily from firm commitments to sell aluminum in future periods at fixed prices, the forecasted output of our smelter operation in South America and the forecasted metal price lag associated with sales of aluminum in future periods at prices based on the LME.

We identify and designate certain aluminum forward contracts as fair value hedges of the metal price risk associated with fixed price sales commitments that qualify as firm commitments. Price risk arises due to fluctuating aluminum prices between the time the sales order is committed and the time the order is shipped. Such exposures do not extend beyond two years in length. We recognized losses on changes in fair value of derivative contracts of \$11 million and gains on changes in the fair value of designated hedged items of \$11 million in sales revenue for the year ended March 31, 2012. We had 32 kt and 25 kt of outstanding aluminum forward purchase contracts designated as fair value hedges as of March 31, 2012 and March 31, 2011, respectively.

We identify and designate certain aluminum forward purchase contracts as cash flow hedges of the metal price risk associated with our future metal purchases that vary based on changes in the price of aluminum. Price risk exposure arises from commitments to sell aluminum in future periods at fixed prices. Such exposures do not extend beyond one year in length. We had 16 kt and 183 kt of outstanding aluminum forward purchase contracts designated as cash flow hedges as of March 31, 2012 and March 31, 2011, respectively.

We identify and designate certain aluminum forward sales contracts as cash flow hedges of the metal price risk associated with our future metal sales that vary based on changes in the price of aluminum. Price risk exposure arises due to fixed costs associated with our smelter operations in South America. Price risk exposure also arises due to the timing lag between the LME based pricing of raw material metal purchases and the LME based pricing of finished product sales. Such exposures do not extend beyond one year in length. We had 144 kt of outstanding aluminum forward sales contracts designated as cash flow hedges as of March 31, 2012. No aluminum forward sales contracts were designated as cash flow hedges as of March 31, 2011.

The remaining balance of our aluminum derivative contracts are not designated as accounting hedges. As of March 31, 2012 and March 31, 2011, we had short positions of 42 kt and 146 kt, respectively, of outstanding aluminum contracts not designated as hedges. The average duration of undesignated contracts is less than four months. The following table summarizes our notional amount (in kt).

Hedge Type	March 31,	
	2012	2011
<i>Purchase (Sale)</i>		
Cash flow purchases	16	183
Cash flow sales	(144)	—
Fair value	32	25
Not designated	(42)	(146)
Total	<u>(138)</u>	<u>62</u>

**Foreign Currency**

We use foreign exchange forward contracts and cross-currency swaps to manage our exposure to changes in exchange rates. These exposures arise from recorded assets and liabilities, firm commitments and forecasted cash flows denominated in currencies other than the functional currency of certain operations.

We use foreign currency contracts to hedge expected future foreign currency transactions, which include capital expenditures. These contracts cover the same periods as known or expected exposures. We had \$976 million and \$644 million of outstanding foreign currency forwards designated as cash flow hedges as of March 31, 2012 and 2011, respectively.

We use foreign currency contracts to hedge our foreign currency exposure to net investment in foreign subsidiaries. We had \$123 million of outstanding foreign currency forwards designated as net investment hedges as of March 31, 2012. We had no contracts designated as net investment hedges as of March 31, 2011. We recorded gains of \$6 million related to net investment hedges in OCI for the year ended March 31, 2012.

As of March 31, 2012 and 2011, we had outstanding currency exchange contracts with a total notional amount of \$1.4 billion and \$1.6 billion, respectively, which were not designated as hedges. Contracts that represent the majority of notional amounts will mature during the first quarter of fiscal 2013.



**Novelis Inc.**  
**NOTES TO THE CONSOLIDATED FINANCIAL STATEMENTS – (Continued)**

**Energy**

We own an interest in an electricity swap which we designated as a cash flow hedge of our exposure to fluctuating electricity prices. As of March 31, 2011, due to significant credit deterioration of our counterparty, we discontinued hedge accounting for this electricity swap. Approximately 1.2 million megawatt hours of notional remain outstanding as of March 31, 2012. This electricity swap is expected to mature in November 2016.

We use natural gas swaps to manage our exposure to fluctuating energy prices in North America. As of March 31, 2012 and March 31, 2011, we had 6.6 million MMBTUs and 6.7 million MMBTUs, respectively, of natural gas swaps that were not designated as hedges. Such exposures do not extend beyond two years in length. One MMBTU is the equivalent of one decatherm, or one million British Thermal Units.

**Interest Rate**

We use interest rate swaps to manage our exposure to changes in the benchmark LIBOR interest rate which impacts our variable-rate debt. Prior to the completion of the December 17, 2010 refinancing transactions (see Note 11 — Debt), these swaps were designated as cash flow hedges. Upon completion of the refinancing transaction, our exposure to changes in the benchmark LIBOR interest rate was limited. We ceased hedge accounting for these swaps and released all “Accumulated Other Comprehensive Income” (AOCI) into earnings during the year ended March 31, 2011.

We had \$220 million of outstanding interest rate swaps with a maturity date of April 2012, which were not designated as hedges as of March 31, 2012 and 2011.

In January 2012, we entered into interest rate swaps to manage our exposure to changes in the benchmark 3M-CD interest rate. We converted our (1) \$26 million (KRW 30 billion) floating rate loan to a fixed rate of 4.485% and our (2) \$18 million (KRW 20 billion) floating rate loan to a fixed rate of 4.815%. Both swaps expire December 2014, concurrent with the maturity of the loans. As of March 31, 2012, these swaps were designated as cash flow hedges.

**Other**

For certain customers, we enter into contractual relationships that entitle us to pass through the economic effect of trading positions that we take with other third parties on our customers’ behalf. We recognize a derivative position with both the customer and the third party for these types of contracts and we classify cash settlement amounts associated with these derivatives as part of operating activities in the consolidated statements of cash flows. These derivatives expired in February 2010 with the last cash settlement occurring in October 2010.

The following table summarizes the gains (losses) associated with the change in fair value of derivative instruments recognized in “Other (income) expense, net” (in millions).

**Novelis Inc.**  
**NOTES TO THE CONSOLIDATED FINANCIAL STATEMENTS – (Continued)**

	Year Ended		
	March 31,		
	2012	2011	2010
<b>Derivative Instruments Not Designated as Hedges</b>			
Aluminum contracts	\$ 65	\$ 5	\$ 123
Balance sheet remeasurement currency exchange contracts	7	—	—
Other currency exchange contracts	20	34	72
Energy contracts (D)	(30)	3	(1)
Interest Rate swaps	—	(5)	—
Gain recognized	<u>62</u>	<u>37</u>	<u>194</u>
<b>Derivative Instruments Designated as Hedges</b>			
<i>Cash flow hedges</i>			
Aluminum contracts (C)	2	—	—
Currency exchange contracts (A)	11	6	—
Balance Sheet remeasurement currency exchange contracts (B)	(1)	—	—
<i>Fair Value hedges</i>			
Aluminum contracts	(11)	4	—
Fixed priced firm sales commitments (C)	11	(4)	—
Gain recognized	<u>12</u>	<u>6</u>	<u>—</u>
<b>Total gain recognized</b>	<u>\$ 74</u>	<u>\$ 43</u>	<u>\$ 194</u>
Gain on balance sheet remeasurement currency exchange contracts, net	6	—	—
Realized gains (losses), net	130	107	(384)
Unrealized gains (losses) on other derivative instruments, net	(62)	(64)	578
<b>Total gain recognized</b>	<u>\$ 74</u>	<u>\$ 43</u>	<u>\$ 194</u>

- (A) Amount represents excluded forward market premium/discount and hedging relationship ineffectiveness.  
 (B) Amount represents releases from AOCI of gains/losses related to balance sheet remeasurement hedges.  
 (C) An immaterial amount of ineffectiveness exists in both cash flow and fair value hedging relationships involving aluminum derivatives.  
 (D) Includes amounts related to de-designated electricity swap.

The following table summarizes the impact on AOCI and earnings of derivative instruments designated as cash flow hedges (in millions). Within the next twelve months, we expect to reclassify \$12 million of gains from “AOCI” to earnings, before taxes.

	Amount of Gain (Loss) Recognized in OCI (Effective Portion)			Amount of Gain (Loss) Recognized in “Other (Income) Expense, net” (Ineffective and Excluded Portion)		
	Year Ended March 31,			Year Ended March 31,		
	2012	2011	2010	2012	2011	2010
<b>Derivatives in Cash Flow</b>						
Energy contracts (A)	\$ —	\$ 12	\$ (13)	\$ —	\$ —	\$ 1
Aluminum contracts	(30)	41	—	2	—	—
Currency exchange contracts	(26)	24	—	11	6	—
Interest rate swaps	—	1	5	—	(5)	—
<b>Total</b>	<u>\$ (56)</u>	<u>\$ 78</u>	<u>\$ (8)</u>	<u>\$ 13</u>	<u>\$ 1</u>	<u>\$ 1</u>

[Table of Contents](#)

[Index to Financial Statements](#)

**Novelis Inc.**  
**NOTES TO THE CONSOLIDATED FINANCIAL STATEMENTS – (Continued)**

<u>Derivatives in Cash Flow</u>	Amount of Gain (Loss) Reclassified from AOCI into Income/(Expense) (Effective Portion)			Location of Gain (Loss) Reclassified from AOCI into Earnings
	2012	2011	2010	
<i>Energy contracts (A)</i>	\$ (5)	\$ 7	\$ 5	Other (income) expense, net
<i>Aluminum contracts</i>	(16)	—	—	Cost of goods sold
<i>Aluminum contracts</i>	5	—	—	Sales
<i>Currency exchange contracts</i>	7	—	—	Cost of goods sold and SG&A
<i>Currency exchange contracts</i>	(3)	—	—	Sales
<i>Currency exchange contracts</i>	(1)	—	—	Other (income) expense, net and Interest Expense
<i>Interest rate swaps</i>	—	(5)	—	Other (income) expense, net and Interest Expense
<b>Total</b>	<u>\$ (13)</u>	<u>\$ 2</u>	<u>\$ 5</u>	

(A) AOCI related to de-designated electricity swap is amortized to income over the remaining term of the hedged item.

**16. FAIR VALUE OF ASSETS AND LIABILITIES**

We record certain assets and liabilities, primarily derivative instruments on our consolidated balance sheets at fair value. We also disclose the fair values of certain financial instruments, including debt and loans receivable, which are not recorded at fair value. Our objective in measuring fair value is to estimate the price that would be received to sell an asset or paid to transfer a liability in an orderly transaction between market participants on the measurement date. We consider factors such as liquidity, bid/offer spreads and nonperformance risk, including our own nonperformance risk, in measuring fair value. We use observable market inputs wherever possible. To the extent that observable market inputs are not available, our fair value measurements will reflect the assumptions we use. We grade the level of our fair value measures according to a three-tier hierarchy:

Level 1 — Unadjusted quoted prices in active markets for identical, unrestricted assets or liabilities that we have the ability to access at the measurement date.

Level 2 — Assets and liabilities valued based on inputs other than quoted prices included within Level 1 that are observable for similar instruments, either directly or indirectly.

Level 3 — Assets and liabilities valued based on significant unobservable inputs for which there is little or no market data, which require us to develop our own assumptions based on the best information available as what market participants would use in pricing the asset or liability.

The following section describes the valuation methodologies we used to measure our various financial instruments at fair value, including an indication of the level in the fair value hierarchy in which each instrument is generally classified:

***Derivative Contracts***

For certain of our derivative contracts that have fair values based upon trades in liquid markets, such as aluminum forward contracts and options, valuation model inputs can generally be verified and valuation techniques do not involve significant judgment. The fair values of such financial instruments are generally classified within Level 2 of the fair value hierarchy.

The majority of our derivative contracts are valued using industry-standard models that use observable market inputs as their basis, such as time value, forward interest rates, volatility factors, and current (spot) and forward market prices for foreign exchange rates. We generally classify these instruments within Level 2 of the valuation hierarchy. Such derivatives include interest rate swaps, cross-currency swaps, foreign currency forward contracts and certain energy-related forward contracts (e.g., natural gas).

We classify derivative contracts that are valued based on models with significant unobservable market inputs as Level 3 of the valuation hierarchy. These derivatives include certain of our energy-related forward contracts (e.g., electricity swap). Models for these fair value measurements include inputs based on estimated future prices for periods beyond the term of the quoted prices.

[Table of Contents](#)[Index to Financial Statements](#)

**Novelis Inc.**  
**NOTES TO THE CONSOLIDATED FINANCIAL STATEMENTS – (Continued)**

Our electricity swap represents an agreement to buy electricity at a fixed price at our Oswego, New York facility. Forward prices are not observable for this market, so we must make certain assumptions based on available information that we believe to be relevant to market participants. We use observable forward prices for a geographically nearby market. We adjust these prices for 1) historical spreads between the cash prices of the two markets, and 2) historical spreads between retail and wholesale prices.

The average forward price at March 31, 2012, estimated using the method described above was \$49 per megawatt hour, which represents an \$8 premium over forward prices in the nearby observable market. The actual rate from the most recent swap settlement was approximately \$42 per megawatt hour. Each \$1 per megawatt hour decline in price decreases the valuation of the electricity swap by approximately \$750 thousand.

For Level 2 and 3 of the fair value hierarchy, where appropriate, valuations are adjusted for various factors such as liquidity, bid/offer spreads and credit considerations (nonperformance risk). As of March 31, 2012 and 2011, we did not have any Level 1 derivative contracts. No amounts were transferred from Level 1 to Level 2 or to Level 3. Additionally, no amounts were transferred from Level 2 to Level 1 or to Level 3.

The following table presents our derivative assets and liabilities which are measured and recognized at fair value on a recurring basis classified under the appropriate level of the fair value hierarchy (in millions).

	March 31,			
	2012		2011	
	Assets	Liabilities	Assets	Liabilities
<b>Level 2 Instruments</b>				
Aluminum contracts	\$ 69	\$ (58)	\$ 111	\$ (48)
Currency exchange contracts	32	(23)	70	(21)
Energy contracts	—	(10)	—	(3)
Interest rate swaps	—	—	—	(4)
<b>Total Level 2 Instruments</b>	<u>101</u>	<u>(91)</u>	<u>181</u>	<u>(76)</u>
<b>Level 3 Instruments</b>				
Aluminum contracts	—	—	1	(1)
Energy contracts	—	(41)	—	(29)
<b>Total Level 3 Instruments</b>	<u>—</u>	<u>(41)</u>	<u>1</u>	<u>(30)</u>
<b>Total</b>	<u>\$101</u>	<u>\$ (132)</u>	<u>\$182</u>	<u>\$ (106)</u>

We recognized unrealized losses of \$17 million related to Level 3 financial instruments that were still held as of March 31, 2012. These unrealized gains are included in “Other (income) expense, net.”

[Table of Contents](#)

[Index to Financial Statements](#)

**Novelis Inc.**  
**NOTES TO THE CONSOLIDATED FINANCIAL STATEMENTS – (Continued)**

The following table presents a reconciliation of fair value activity for Level 3 derivative contracts on a net basis (in millions).

	<u>Level 3 – Derivative Instruments (A)</u>
<b>Balance as of March 31, 2010</b>	\$ (35)
Realized/unrealized gain included in earnings (B)	7
Realized/unrealized gain included in Other Comprehensive income (loss) (C)	6
Settlements	(7)
<b>Balance as of March 31, 2011</b>	<u>(29)</u>
Realized/unrealized losses included in earnings(B)	(16)
Settlements	4
<b>Balance as of March 31, 2012</b>	<u><u>\$ (41)</u></u>

(A) Represents net derivative liabilities.

(B) Included in “Other income (expense), net.”

(C) Included in “Change in fair value of effective portion of hedges, net,” within Other comprehensive income (loss).

**Financial Instruments Not Recorded at Fair Value**

The table below presents the estimated fair value of certain financial instruments that are not recorded at fair value on a recurring basis (in millions). The table excludes short-term financial assets and liabilities for which we believe carrying value approximates fair value. The fair value of long-term receivables is based on anticipated cash flows, which approximates carrying value and is classified as Level 2. We value long-term debt using Level 2 inputs. Valuations are based on either market and/or broker ask prices when available or on a standard credit adjusted discounted cash flow model.

	March 31,			
	2012		2011	
	Carrying Value	Fair Value	Carrying Value	Fair Value
<b>Assets</b>				
Long-term receivables from related parties	\$ 16	\$ 16	\$ 19	\$ 19
<b>Liabilities</b>				
Total debt — third parties (excluding short term borrowings)	\$ 4,344	\$4,605	\$ 4,086	\$4,370

**Novelis Inc.**  
**NOTES TO THE CONSOLIDATED FINANCIAL STATEMENTS – (Continued)**

**17. OTHER (INCOME) EXPENSE, NET**

“Other (income) expense, net” is comprised of the following (in millions).

	Year Ended		
	March 31,		
	2012	2011	2010
Foreign currency remeasurement (gains) losses, net (A)	\$ 11	\$ (1)	\$ (15)
Gain on reversal of accrued legal claims (B)	—	—	(3)
Loss (gain) on change in fair value of other unrealized derivative instruments, net	62	64	(578)
(Gain) loss on change in fair value of other realized derivative instruments, net	(130)	(107)	384
Loss on Brazilian tax litigation, net (C)	13	8	1
(Gain) on litigation settlement in Brazil (D)	(8)	—	—
(Gain) loss on sale of assets, net	3	(4)	1
Other, net	10	4	(9)
Other (income) expense, net	<u>\$ (39)</u>	<u>\$ (36)</u>	<u>\$ (219)</u>

(A) Includes “Gain recognized on balance sheet remeasurement currency exchange contracts, net.”

(B) We recognized a \$3 million gain on the reversal of a previously recorded legal accrual upon settlement during the year ended March 31, 2010.

(C) See footnote 19 – Commitments and Contingencies, Brazil Tax Matters for further details.

(D) We received and recognized a gain of \$8 million during the year ended March 31, 2012 as settlement related to a lawsuit we filed against a Brazilian vendor.

**18. INCOME TAXES**

We are subject to Canadian and United States federal, state, and local income taxes as well as other foreign income taxes. The domestic (Canada) and foreign components of our Income before income taxes (and after removing our Equity in net loss of non-consolidated affiliates) are as follows (in millions).

	Year Ended		
	March 31,		
	2012	2011	2010
Domestic (Canada)	\$(283)	\$(181)	\$ (38)
Foreign (all other countries)	425	436	780
Pre-tax income before equity in net loss of non-consolidated affiliates	<u>\$ 142</u>	<u>\$ 255</u>	<u>\$ 742</u>

**Novelis Inc.**  
**NOTES TO THE CONSOLIDATED FINANCIAL STATEMENTS – (Continued)**

The components of the Income tax provision are as follows (in millions).

	Year Ended		
	March 31,		
	2012	2011	2010
Current provision (benefit):			
Domestic (Canada)	\$ 3	\$ 16	\$ (24)
Foreign (all other countries)	69	112	58
Total current	<u>72</u>	<u>128</u>	<u>34</u>
Deferred provision (benefit):			
Domestic (Canada)	—	(6)	—
Foreign (all other countries)	(33)	(39)	228
Total deferred	<u>(33)</u>	<u>(45)</u>	<u>228</u>
<b>Income tax provision</b>	<u><u>\$ 39</u></u>	<u><u>\$ 83</u></u>	<u><u>\$262</u></u>

The reconciliation of the Canadian statutory tax rates to our effective tax rates are shown below (in millions, except percentages).

	Year Ended		
	March 31,		
	2012	2011	2010
Pre-tax income before equity in net (income) loss on non-consolidated affiliates	<u>\$142</u>	<u>\$255</u>	<u>\$742</u>
Canadian Statutory tax rate	<u>27%</u>	<u>29%</u>	<u>30%</u>
Provision at the Canadian statutory rate	\$ 38	\$ 74	\$223
Increase (decrease) for taxes on income (loss) resulting from:			
Exchange translation items	(9)	—	19
Exchange remeasurement of deferred income taxes	(26)	20	38
Change in valuation allowances	117	1	(3)
Tax credits and other allowances	(6)	(5)	(4)
Expense (income) items not subject to tax	(5)	(9)	1
Dividends not subject to tax	(52)	(15)	—
Enacted tax rate changes	3	8	7
Tax rate differences on foreign earnings	(4)	(6)	(9)
Uncertain tax positions	(23)	6	(10)
Other, net	6	9	—
<b>Income tax provision</b>	<u><u>\$ 39</u></u>	<u><u>\$ 83</u></u>	<u><u>\$262</u></u>
Effective tax rate	<u>27%</u>	<u>33%</u>	<u>35%</u>

Our effective tax rate differs from the Canadian statutory rate primarily due to the following factors: (1) pre-tax foreign currency gains or losses with no tax effect and the tax effect of U.S. dollar denominated currency gains or losses with no pre-tax effect, which is shown above as exchange translation items; (2) the remeasurement of deferred income taxes due to foreign currency changes, which is shown above as exchange remeasurement of deferred income taxes; (3) changes in valuation allowances primarily related to tax losses in certain jurisdictions where we believe it is more likely than not that we will be unable to utilize those losses; (4) non-taxable dividends; (5) the effects of enacted tax rate changes on cumulative taxable temporary differences; and (6) differences between the Canadian statutory and foreign effective tax rates applied to entities in different jurisdictions shown above as tax rate differences on foreign earnings and (7) increases or decreases in uncertain tax positions recorded under the provisions of ASC 740, *Income Taxes* (ASC 740).

In 2005, we entered into a tax sharing and disaffiliation agreement with Alcan that provides indemnification if certain factual representations are breached or if certain transactions are undertaken or certain actions are taken that have the effect of negatively affecting the tax treatment of our spin-off from Alcan. It further governs the disaffiliation of the tax matters of Alcan and its subsidiaries or affiliates other than us, on the one hand, and us and our subsidiaries or affiliates, on the other hand. In this respect it allocates taxes accrued prior to the spin-off and after the spin-off as well as transfer taxes resulting there from. It also allocates obligations for filing tax returns and the management of certain pending or future tax contests and creates mutual collaboration obligations with respect to tax matters.

We enjoy the benefits of favorable tax holidays in various jurisdictions, which resulted in a \$10 million reduction to tax expense for the year ended March 31, 2012, and will phase out between December 31, 2013 and March 31, 2020.

**Novelis Inc.**  
**NOTES TO THE CONSOLIDATED FINANCIAL STATEMENTS – (Continued)**

**Deferred Income Taxes**

Deferred income taxes recognize the net tax effects of temporary differences between the carrying amounts of assets and liabilities for financial reporting purposes and the carrying amounts used for income tax purposes, and the impact of available net operating loss (NOL) and tax credit carryforwards. These items are stated at the enacted tax rates that are expected to be in effect when taxes are actually paid or recovered.

Our deferred income tax assets and deferred income tax liabilities are as follows (in millions).

	March 31,	
	2012	2011
Deferred income tax assets:		
Provisions not currently deductible for tax purposes	\$ 337	\$ 216
Tax losses/benefit carryforwards, net	294	355
Depreciation and amortization	62	93
Other assets	22	35
Total deferred income tax assets	715	699
Less: valuation allowance	(251)	(239)
Net deferred income tax assets	<u>\$ 464</u>	<u>\$ 460</u>
Deferred income tax liabilities:		
Depreciation and amortization	\$ 658	\$ 727
Inventory valuation reserves	93	119
Monetary exchange gains, net	72	85
Other liabilities	31	33
Total deferred income tax liabilities	<u>\$ 854</u>	<u>\$ 964</u>
Net deferred income tax liabilities	<u>\$ 390</u>	<u>\$ 504</u>

As of March 31, 2012, we transferred deferred tax assets of \$101 million and related valuation allowances of \$101 million into “Assets Held for Sale” for Rugles, France and Dudelange, Luxembourg.

ASC 740 requires that we reduce our deferred income tax assets by a valuation allowance if, based on the weight of the available evidence, it is more likely than not that all or a portion of a deferred tax asset will not be realized. After consideration of all evidence, both positive and negative, management concluded that it is more likely than not that we will be unable to realize a portion of our deferred tax assets and that valuation allowances of \$251 million and \$239 million were necessary as of March 31, 2012 and 2011, respectively.

It is reasonably possible that our estimates of future taxable income may change within the next 12 months, resulting in a change to the valuation allowance in one or more jurisdictions.

In fiscal 2011, we considered the closure of our Bridgnorth operations in our analysis of positive and negative evidence surrounding expected future taxable income in the U.K. and determined that it is more likely than not that we will realize our net deferred tax asset. Thus, we reversed the valuation allowance, resulting in a decrease to income tax expense of \$49 million.

As of March 31, 2012, we had net operating loss carryforwards of approximately \$242 million (tax effected) and tax credit carryforwards of \$52 million, which will be available to offset future taxable income and tax liabilities, respectively. The carryforwards begin expiring in fiscal 2012 with some amounts being carried forward indefinitely. As of March 31, 2012, valuation allowances of \$140 million and \$31 million had been recorded against net operating loss carryforwards and tax credit carryforwards, respectively, where it appeared more likely than not that such benefits will not be realized. The net operating loss carryforwards are predominantly in Canada, the U.S., Italy, and the U.K.

As of March 31, 2011, we had net operating loss carryforwards of approximately \$309 million (tax effected) and tax credit carryforwards of \$46 million, which would have been available to offset future taxable income and tax liabilities, respectively. The carryforwards began expiring in fiscal 2011 with some amounts being carried forward indefinitely. As of March 31, 2011, valuation allowances of \$112 million and \$24 million had been recorded against net operating loss carryforwards and tax credit carryforwards, respectively, where it appeared more likely than not that such benefits would not be realized. The net operating loss carryforwards were predominantly in the U.S., the U.K., Canada, France, Italy and Luxembourg.



**Novelis Inc.**  
**NOTES TO THE CONSOLIDATED FINANCIAL STATEMENTS – (Continued)**

Although realization is not assured, management believes it is more likely than not that all the remaining net deferred tax assets will be realized. In the near term, the amount of deferred tax assets considered realizable could be reduced if we do not generate sufficient taxable income in certain jurisdictions.

We have undistributed earnings in our foreign subsidiaries. For those subsidiaries where the earnings are considered to be permanently reinvested, no provision for Canadian income taxes has been recorded. Upon repatriation of those earnings, in the form of dividends or otherwise, we would be subject to both Canadian income taxes (subject to an adjustment for foreign taxes paid) and withholding taxes payable to the various foreign countries. For those subsidiaries where the earnings are not considered permanently reinvested, taxes have been provided as required. The determination of the unrecorded deferred income tax liability for temporary differences related to investments in foreign subsidiaries and foreign corporate joint ventures that are considered to be permanently reinvested is not considered practicable.

***Tax Uncertainties***

As of March 31, 2012 and 2011, the total amount of unrecognized benefits that, if recognized, would affect the effective income tax rate in future periods based on anticipated settlement dates is \$28 million and \$45 million, respectively.

Tax authorities continue to examine certain other of our tax filings for fiscal years 2004 through 2009. As a result of further settlement of audits, judicial decisions, the filing of amended tax returns or the expiration of statutes of limitations, our reserves for unrecognized tax benefits, as well as reserves for interest and penalties, may decrease in the next 12 months by an amount up to approximately \$15 million. With few exceptions, tax returns for all jurisdictions for all tax years before 2003 are no longer subject to examination by taxing authorities.

During fiscal 2012, we agreed to certain findings presented by taxing authorities related to tax audits in certain jurisdictions for the years 2004 through 2008. As a result of these findings, we reduced our unrecognized tax benefits, including interest, by approximately \$23 million. Of this amount, approximately \$17 million was recorded as a reduction to the income tax provision. Certain examination findings relate to issues which impact multiple tax jurisdictions. Based on the proposed resolution of these issues in one jurisdiction, we are pursuing competent authority relief from the offsetting tax jurisdiction(s), and therefore have recorded an offsetting deferred tax asset of approximately \$4 million in one such jurisdiction in the year ended March 31, 2012.

During the year ended March 31, 2011, the statute of limitations lapsed with respect to unrecognized tax benefits related to utilization of operating losses and cross-border intercompany pricing of services. As a result, we recognized a reduction in unrecognized tax benefits of \$5 million, including a decrease in accrued interest of \$2 million, recorded as a reduction to the income tax provisions in the consolidated statement of operations and comprehensive income (loss).

Our policy is to record interest and penalties related to unrecognized tax benefits in the income tax provision (benefit). As of March 31, 2012, 2011 and 2010, we had \$12 million, \$16 million and \$14 million accrued, respectively, for interest and penalties. For the year ended March 31, 2012 we recognized a \$4 million tax benefit related to reductions in accrued interest and penalties. For the years ended March 31, 2011 and 2010, we recognized \$2 million in interest and penalty expense in each period.

A reconciliation of the beginning and ending amount of unrecognized tax benefits is as follows (in millions):

	Year Ended		
	March 31,		
	2012	2011	2010
<b>Beginning balance</b>	\$ 45	\$ 39	\$ 51
Additions based on tax positions related to the current period	5	4	4
Additions based on tax positions of prior years	—	3	7
Reductions based on tax positions of prior years	(14)	—	—
Settlements	(5)	—	(1)
Statute lapses	—	(3)	(23)
Foreign exchange	(3)	2	1
<b>Ending Balance</b>	<u>\$ 28</u>	<u>\$ 45</u>	<u>\$ 39</u>

**Novelis Inc.**  
**NOTES TO THE CONSOLIDATED FINANCIAL STATEMENTS – (Continued)**

***Income Taxes Payable***

Our consolidated balance sheets include income taxes payable (net) of \$54 million and \$87 million as of March 31, 2012 and 2011, respectively. Of these amounts, \$19 million and \$35 million are reflected in “Accrued expenses and other current liabilities” as of March 31, 2012 and 2011, respectively.

**19. COMMITMENTS AND CONTINGENCIES**

We are party to, and may in the future be involved in, or subject to, disputes, claims and proceedings that arise in the ordinary course of our business, including some that we assert against others, such as environmental, health and safety, product liability, employee, tax, personal injury and other matters. We have established a liability with respect to contingencies for which a loss is probable and we are able to reasonably estimate such loss. While the ultimate resolution of and liability and costs related to, these matters cannot be determined with reasonable certainty due to the considerable uncertainties that exist, we do not believe that any of these pending actions, individually or in the aggregate, will materially impair our operations or materially affect our financial condition or liquidity.

For certain matters in which the Company is involved, for which a loss is probable or reasonably possible, we are unable to reasonably estimate a loss. For certain other matters where we have not established a liability for which a loss is reasonably possible and the loss is reasonably estimable, we have estimated the aggregated range of loss as \$0 to \$40 million. This estimated aggregate range of reasonably possible losses is based upon currently available information. The Company’s estimates involve significant judgment, and therefore, the estimate will change from time to time and actual losses may differ from the current estimate.

The following describes certain contingencies relating to our business, including those for which we assumed liability as a result of our spin-off from Alcan Inc.

***Environmental Matters***

We own and operate numerous manufacturing and other facilities in various countries around the world. Our operations are subject to environmental laws and regulations from various jurisdictions, which govern, among other things, air emissions, wastewater discharges, the handling, storage and disposal of hazardous substances and wastes, the remediation of contaminated sites, post-mining reclamation and restoration of natural resources, and employee health and safety. Future environmental regulations may be expected to impose stricter compliance requirements on the industries in which we operate. Additional equipment or process changes at some of our facilities may be needed to meet future requirements. The cost of meeting these requirements may be significant. Failure to comply with such laws and regulations could subject us to administrative, civil or criminal penalties, obligations to pay damages or other costs, and injunctions and other orders, including orders to cease operations.

We are involved in proceedings under the U.S. Comprehensive Environmental Response, Compensation, and Liability Act, also known as CERCLA or Superfund, or analogous state provisions regarding liability arising from the usage, storage, treatment or disposal of hazardous substances and wastes at a number of sites in the United States, as well as similar proceedings under the laws and regulations of the other jurisdictions in which we have operations, including Brazil and certain countries in the European Union. Many of these jurisdictions have laws that impose joint and several liability, without regard to fault or the legality of the original conduct, for the costs of environmental remediation, natural resource damages, third party claims, and other expenses. In addition, we are, from time to time, subject to environmental reviews and investigations by relevant governmental authorities.

With respect to environmental loss contingencies, we record a loss contingency whenever such contingency is probable and reasonably estimable. The evaluation model includes all asserted and unasserted claims that can be reasonably identified. Under this evaluation model, the liability and the related costs are quantified based upon the best available evidence regarding actual liability loss and cost estimates. Except for those loss contingencies where no estimate can reasonably be made, the evaluation model is fact-driven and attempts to estimate the full costs of each claim. Management reviews the status of, and estimated liability related to, pending claims and civil actions on a quarterly basis. The estimated costs in respect of such reported liabilities are not offset by amounts related to cost-sharing between parties, insurance, indemnification arrangements or contribution from other potentially responsible parties unless otherwise noted.

We have established liabilities based on our reasonable estimates for the currently anticipated costs associated with these environmental matters. We estimate that the undiscounted remaining clean-up costs related to all of our known environmental matters as of March 31, 2012 will be approximately \$12 million. Of this amount, \$5 million is included in “Other long-term liabilities,” with the remaining \$7 million included in “Accrued expenses and other current liabilities” in our consolidated balance sheet as of

**Novelis Inc.**  
**NOTES TO THE CONSOLIDATED FINANCIAL STATEMENTS – (Continued)**

March 31, 2012. Management has reviewed the environmental matters, including those for which we assumed liability as a result of our spin-off from Alcan Inc. As a result of this review, management has determined that the currently anticipated costs associated with these environmental matters will not, individually or in the aggregate, materially impact our operations or materially adversely affect our financial condition, results of operations or liquidity.

***Brazil Tax Matters***

As a result of legal proceedings with Brazil's Ministry of Treasury regarding certain taxes, as of March 31, 2012 and 2011, we had cash deposits aggregating approximately \$33 million and \$50 million, respectively, with the Brazilian government. These deposits, which are included in "Other long-term assets - third parties" in our accompanying consolidated balance sheets, will be expended toward these legal proceedings.

In addition, under a federal tax dispute settlement program established by the Brazilian government, we have settled several disputes with Brazil's Ministry of Treasury regarding various forms of manufacturing taxes and social security contributions. In most cases we are paying the settlement amounts over a period of 180 months, although in some cases we are paying the settlement amounts over a shorter period. We have established liabilities for these settlements as of March 31, 2012. In total, the liabilities approximate \$163 million and \$179 million as of March 31, 2012 and 2011, respectively. As of March 31, 2012, \$13 million and \$150 million of liabilities are included in "Accrued expenses and other current liabilities" and "Other long-term liabilities," respectively, in our accompanying consolidated balance sheets. As of March 31, 2011, \$5 million and \$174 million of liabilities are included in "Accrued expenses and other current liabilities" and "Other long-term liabilities," respectively. We have recognized net interest expense of \$13 million, \$8 million and \$7 million which is included in "Loss on Brazilian tax litigation, net" which is reported in "Other (income) expense, net" for the years ended March 31, 2012, 2011, and 2010 respectively.

**20. SEGMENT, GEOGRAPHICAL AREA, MAJOR CUSTOMER AND MAJOR SUPPLIER INFORMATION**

***Segment Information***

Due in part to the regional nature of supply and demand of aluminum rolled products and in order to best serve our customers, we manage our activities on the basis of geographical areas and are organized under four operating segments: North America; Europe; Asia and South America.

The following is a description of our operating segments:

- *North America.* Headquartered in Atlanta, Georgia, this segment manufactures aluminum sheet and light gauge products and operates 11 plants, including two fully dedicated recycling facilities and two facilities with recycling operations, in two countries.
- *Europe.* Headquartered in Zurich, Switzerland, this segment manufactures aluminum sheet and light gauge products and operates 12 plants, including one fully dedicated recycling facility and 4 plants with recycling operations, in six countries.
- *Asia.* Headquartered in Seoul, South Korea, this segment manufactures aluminum sheet and light gauge products and operates three plants in two countries.
- *South America.* Headquartered in Sao Paulo, Brazil, this segment comprises smelting operations, power generation, carbon products, aluminum sheet and light gauge products and operates three plants in Brazil.

Net sales and expenses are measured in accordance with the policies and procedures described in Note 1 — Business and Summary of Significant Accounting Policies. For "Segment income" purposes we only include the impact of the derivative gains or losses to the extent they are settled in cash (i.e., realized) during that period.

We measure the profitability and financial performance of our operating segments based on "Segment income." "Segment income" provides a measure of our underlying segment results that is in line with our portfolio approach to risk management. We define "Segment income" as earnings before (a) "depreciation and amortization"; (b) "interest expense and amortization of debt issuance costs"; (c) "interest income"; (d) unrealized gains (losses) on change in fair value of derivative instruments, net, except for

[Table of Contents](#)[Index to Financial Statements](#)

**Novelis Inc.**  
**NOTES TO THE CONSOLIDATED FINANCIAL STATEMENTS – (Continued)**

foreign currency derivatives on our foreign currency balance sheet exposures, which are included in segment income; (e) “impairment of goodwill”; (f) impairment charges on long-lived assets (other than goodwill); (g) gain or loss on extinguishment of debt; (h) noncontrolling interests’ share; (i) adjustments to reconcile our proportional share of “Segment income” from non-consolidated affiliates to income as determined on the equity method of accounting; (j) “restructuring charges, net”; (k) gains or losses on disposals of property, plant and equipment and businesses, net; (l) other costs, net; (m) litigation settlement, net of insurance recoveries; (n) sale transaction fees; (o) provision or benefit for taxes on income (loss) and (p) cumulative effect of accounting change, net of tax.

*Adjustment to Eliminate Proportional Consolidation.* The financial information for our segments includes the results of our affiliates on a proportionately consolidated basis, which is consistent with the way we manage our business segments. In order to reconcile the financial information for the segments shown in the tables below to the relevant U.S. GAAP-based measures, we must adjust proportional consolidation of each line item. See Note 8— Consolidation and Note 9 — Investment in and Advances to Non-Consolidated Affiliates and Related Party Transactions for further information about these affiliates.

The tables below show selected segment financial information (in millions). The “Eliminations and other” column in the table below include eliminations and functions that are managed directly from our corporate office that have not been allocated to our operating segments as well as the adjustment for proportional consolidation.

**Selected Segment Financial Information**

<b>Selected Operating Results Year Ended March 31, 2012</b>	<b>North America</b>	<b>Europe</b>	<b>Asia</b>	<b>South America</b>	<b>Eliminations and Other</b>	<b>Total</b>
Net sales	\$ 3,967	\$ 3,840	\$ 1,830	\$ 1,278	\$ 148	\$ 11,063
Write-off and amortization of fair value adjustments	(13)	—	—	—	7	(6)
Depreciation and amortization	136	129	55	55	(46)	329
Income tax provision (benefit)	21	2	23	(10)	3	39
Capital expenditures	108	73	151	177	7	516
Total assets as of March 31, 2012	\$ 2,668	\$ 2,754	\$ 1,039	\$ 1,493	\$ 89	\$ 8,043

<b>Selected Operating Results Year Ended March 31, 2011</b>	<b>North America</b>	<b>Europe</b>	<b>Asia</b>	<b>South America</b>	<b>Eliminations and Other</b>	<b>Total</b>
Net sales	\$ 3,760	\$ 3,589	\$ 1,866	\$ 1,214	\$ 148	\$ 10,577
Write-off and amortization of fair value adjustments	(7)	1	—	—	(3)	(9)
Depreciation and amortization	168	141	56	80	(41)	404
Income tax provision (benefit)	3	1	27	44	8	83
Capital expenditures	61	73	37	81	(18)	234
Total assets as of March 31, 2011	\$ 2,613	\$ 3,170	\$ 1,015	\$ 1,481	\$ 17	\$ 8,296

<b>Selected Operating Results Year Ended March 31, 2010</b>	<b>North America</b>	<b>Europe</b>	<b>Asia</b>	<b>South America</b>	<b>Eliminations and Other</b>	<b>Total</b>
Net sales	\$ 3,130	\$ 2,975	\$ 1,501	\$ 948	\$ 119	\$ 8,673
Write-off and amortization of fair value adjustments	128	(1)	—	—	7	134
Depreciation and amortization	162	153	48	64	(43)	384
Income tax provision (benefit)	116	73	31	69	(27)	262
Capital expenditures	38	48	15	18	(18)	101
Total assets as of March 31, 2010	\$ 2,663	\$ 2,870	\$ 965	\$ 1,344	\$ (80)	\$ 7,762

**Novelis Inc.**  
**NOTES TO THE CONSOLIDATED FINANCIAL STATEMENTS – (Continued)**

The following table shows the reconciliation from income from reportable segments to “Net income attributable to our common shareholder” (in millions).

	Year Ended March 31,		
	2012	2011	2010
North America	\$ 407	\$ 382	\$ 292
Europe	284	313	212
Asia	181	225	154
South America	181	152	97
Depreciation and amortization	(329)	(404)	(384)
Interest expense and amortization of debt issuance costs	(305)	(207)	(175)
Interest income	15	13	11
Unrealized gains (losses) on change in fair value of derivative instruments, net	(62)	(64)	578
Realized gains (losses) on derivative instruments not included in segment income	1	5	—
Adjustment to eliminate proportional consolidation	(49)	(45)	(52)
Loss on extinguishment of debt	—	(84)	—
Restructuring charges, net	(60)	(34)	(14)
Loss on assets held for sale	(111)	—	—
Other (costs) income, net	(24)	(9)	8
Income before income taxes	129	243	727
Income tax provision	39	83	262
Net income	90	160	465
Net income attributable to noncontrolling interests	27	44	60
<b>Net income attributable to our common shareholder</b>	<u>\$ 63</u>	<u>\$ 116</u>	<u>\$ 405</u>

**Geographical Area Information**

We had 29 operating facilities in eleven countries as of March 31, 2012. The tables below present “Net sales” and “Long-lived assets” by geographical area (in millions). “Net sales” are attributed to geographical areas based on the origin of the sale. “Long-lived assets” are attributed to geographical areas based on asset location and exclude investments in and advances to our non-consolidated affiliates and goodwill.

**Novelis Inc.**  
**NOTES TO THE CONSOLIDATED FINANCIAL STATEMENTS – (Continued)**

	Year Ended March 31,		
	2012	2011	2010
Net sales:			
United States	\$ 3,914	\$ 3,737	\$3,134
Asia and Other Pacific	1,830	1,866	1,481
Brazil	1,278	1,214	947
Canada	234	182	152
Germany	2,755	2,483	2,041
United Kingdom	77	178	165
Other Europe	975	917	753
Total Net sales	<u>\$11,063</u>	<u>\$10,577</u>	<u>\$8,673</u>

	March 31,	
	2012	2011
Long-lived assets:		
United States	\$1,365	\$1,341
Asia and Other Pacific	506	411
Brazil	786	630
Canada	92	126
Germany	283	364
United Kingdom	31	45
Other Europe	304	332
Total long-lived assets	<u>\$3,367</u>	<u>\$3,249</u>

**Information about Major Customers and Primary Supplier**

The table below shows our net sales to Rexam Plc (Rexam), Anheuser-Busch InBev (Anheuser-Busch), and Affiliates of Ball Corporation our three largest customers, as a percentage of total "Net sales."

	Year Ended March 31,		
	2012	2011	2010
Rexam	14%	15%	16%
Anheuser-Busch	10%	13%	11%
Affiliates of Ball Corporation	10%	8%	6%

Rio Tinto Alcan is our primary supplier of metal inputs, including prime and sheet ingot. The table below shows our purchases from Alcan as a percentage of our total combined metal purchases.

	Year Ended March 31,		
	2012	2011	2010
Purchases from Alcan as a percentage of total combined metal purchases in kt (A)	<u>27%</u>	<u>31%</u>	<u>33%</u>

(A) One kilotonne (kt) is 1,000 metric tonnes. One metric tonne is equivalent to 2,204.6 pounds.

[Table of Contents](#)

[Index to Financial Statements](#)

**Novelis Inc.**  
**NOTES TO THE CONSOLIDATED FINANCIAL STATEMENTS – (Continued)**

**21. SUPPLEMENTAL INFORMATION**

“Accumulated other comprehensive (loss) income,” net of tax, consists of the following (in millions).

	<u>March 31, 2012</u>	<u>March 31, 2011</u>
Currency translation adjustment	\$ 20	\$ 102
Fair value of effective portion of cash flow hedges	(7)	22
Pension and other benefits	(204)	(67)
Accumulated other comprehensive (loss) income	<u>\$ (191)</u>	<u>\$ 57</u>

Supplemental cash flow information (in millions):

	<u>Year Ended</u> <u>March 31,</u>		
	<u>2012</u>	<u>2011</u>	<u>2010</u>
<b>Supplemental disclosures of cash flow information:</b>			
Interest paid	\$284	\$ 134	\$158
Income taxes paid	105	115	50
Return of capital	—	1,700	—

As of March 31, 2012, we recorded \$113 million of outstanding accounts payable and accrued liabilities related to capital expenditures in which the cash outflows will occur subsequent to March 31, 2012.

**Novelis Inc.**  
**NOTES TO THE CONSOLIDATED FINANCIAL STATEMENTS – (Continued)**

**22. QUARTERLY RESULTS**

The table below presents select operating results (in millions) by period.

	(Unaudited) Quarter Ended			
	June 30, 2011	September 30, 2011	December 31, 2011	March 31, 2012
Net sales	\$3,113	\$ 2,880	\$ 2,462	\$ 2,608
Cost of goods sold (exclusive of depreciation and amortization)	2,708	2,549	2,224	2,262
Selling, general and administrative expenses	95	91	95	102
Depreciation and amortization	89	81	79	80
Research and development expenses	12	12	10	10
Interest expense and amortization of debt issuance costs	77	77	74	77
Interest income	(4)	(4)	(3)	(4)
Loss on assets held for sale	—	—	—	111
Restructuring charges, net	19	11	1	29
Equity in net loss of non-consolidated affiliates	2	3	4	4
Other (income) expense, net	(21)	(63)	(1)	46
Income tax provision (benefit)	59	(7)	(10)	(3)
Net income (loss)	77	130	(11)	(106)
Net income attributable to noncontrolling interests	15	10	1	1
Net income (loss) attributable to our common shareholder	<u>\$ 62</u>	<u>\$ 120</u>	<u>\$ (12)</u>	<u>\$ (107)</u>

	(Unaudited) Quarter Ended			
	June 30, 2010	September 30, 2010	December 31, 2010	March 31, 2011
Net sales	\$2,533	\$ 2,524	\$ 2,560	\$ 2,960
Cost of goods sold (exclusive of depreciation and amortization)	2,208	2,188	2,232	2,599
Selling, general and administrative expenses	81	97	94	103
Depreciation and amortization	103	104	100	97
Research and development expenses	9	9	9	13
Interest expense and amortization of debt issuance costs	39	40	46	82
Interest income	(3)	(3)	(4)	(3)
Loss on early extinguishment of debt	—	—	74	10
Restructuring charges, net	6	9	20	(1)
Equity in net loss of non-consolidated affiliates	3	3	5	1
Other (income) expense, net	13	(52)	(14)	17
Income tax provision (benefit)	15	56	33	(21)
Net income (loss)	59	73	(35)	63
Net income attributable to noncontrolling interests	9	11	11	13
Net income (loss) attributable to our common shareholder	<u>\$ 50</u>	<u>\$ 62</u>	<u>\$ (46)</u>	<u>\$ 50</u>



**Novelis Inc.**  
**NOTES TO THE CONSOLIDATED FINANCIAL STATEMENTS – (Continued)**

**23. SUPPLEMENTAL GUARANTOR INFORMATION**

In connection with the issuance of our 7.25% Notes, 2017 Notes and 2020 Notes, certain of our wholly-owned subsidiaries, which are 100% owned within the meaning of Rule 3-10(h)(1) of Regulation S-X, provided guarantees. These guarantees are full and unconditional as well as joint and several. The guarantor subsidiaries (the Guarantors) are comprised of the majority of our businesses in Canada, the U.S., the U.K., Brazil, Portugal, Luxembourg and Switzerland, as well as certain businesses in Germany and France. Certain Guarantors may be subject to restrictions on their ability to distribute earnings to Novelis Inc. (the Parent). The remaining subsidiaries (the Non-Guarantors) of the Parent are not guarantors of the Notes.

The following information presents consolidating statements of operations, balance sheets and statements of cash flows of the Parent, the Guarantors, and the Non-Guarantors. Investments include investment in and advances to non-consolidated affiliates as well as investments in net assets of divisions included in the Parent, and have been presented using the equity method of accounting.

Novelis Inc.  
NOTES TO THE CONSOLIDATED FINANCIAL STATEMENTS – (Continued)

NOVELIS INC.  
CONSOLIDATING STATEMENT OF OPERATIONS  
(In millions)

	Year Ended March 31, 2012				
	Parent	Guarantors	Non-Guarantors	Eliminations	Consolidated
Net sales	\$1,129	\$ 8,953	\$ 3,300	\$ (2,319)	\$ 11,063
Cost of goods sold (exclusive of depreciation and amortization)	1,102	7,921	3,039	(2,319)	9,743
Selling, general and administrative expenses	(7)	318	72	—	383
Depreciation and amortization	17	246	86	(20)	329
Research and development expenses	31	12	1	—	44
Interest expense and amortization of debt issuance costs	311	56	3	(65)	305
Interest income	(63)	(14)	(3)	65	(15)
Loss on assets held for sale	1	26	84	—	111
Restructuring charges, net	33	24	3	—	60
Equity in net (income) loss of non-consolidated affiliates	(419)	13	—	419	13
Other (income) expense, net	61	(102)	(18)	20	(39)
	<u>1,067</u>	<u>8,500</u>	<u>3,267</u>	<u>(1,900)</u>	<u>10,934</u>
Income (loss) before income taxes	62	453	33	(419)	129
Income tax (benefit) provision	(1)	11	29	—	39
Net income (loss)	63	442	4	(419)	90
Net income attributable to noncontrolling interests	—	—	27	—	27
<b>Net income (loss) attributable to our common shareholder</b>	<u>\$ 63</u>	<u>\$ 442</u>	<u>\$ (23)</u>	<u>\$ (419)</u>	<u>\$ 63</u>

Novelis Inc.  
NOTES TO THE CONSOLIDATED FINANCIAL STATEMENTS – (Continued)

NOVELIS INC.  
CONSOLIDATING STATEMENT OF OPERATIONS  
(In millions)

	Year Ended March 31, 2011				
	Parent	Guarantors	Non- Guarantors	Eliminations	Consolidated
Net sales	\$1,048	\$ 8,515	\$ 3,118	\$ (2,104)	\$ 10,577
Cost of goods sold (exclusive of depreciation and amortization)	1,006	7,512	2,813	(2,104)	9,227
Selling, general and administrative expenses	40	272	63	—	375
Depreciation and amortization	5	306	93	—	404
Research and development expenses	28	10	2	—	40
Interest expense and amortization of debt issuance costs	177	85	4	(59)	207
Interest income	(58)	(13)	(1)	59	(13)
Loss on extinguishment of debt	33	51	—	—	84
Restructuring charges, net	3	28	3	—	34
Equity in net (income) loss of non-consolidated affiliates	(289)	12	—	289	12
Other (income) expense, net	(23)	1	(14)	—	(36)
	<u>922</u>	<u>8,264</u>	<u>2,963</u>	<u>(1,815)</u>	<u>10,334</u>
Income (loss) before income taxes	126	251	155	(289)	243
Income tax provision	10	41	32	—	83
Net income (loss)	116	210	123	(289)	160
Net income attributable to noncontrolling interests	—	—	44	—	44
<b>Net income (loss) attributable to our common shareholder</b>	<u>\$ 116</u>	<u>\$ 210</u>	<u>\$ 79</u>	<u>\$ (289)</u>	<u>\$ 116</u>

Novelis Inc.  
NOTES TO THE CONSOLIDATED FINANCIAL STATEMENTS – (Continued)

NOVELIS INC.  
CONSOLIDATING STATEMENT OF OPERATIONS  
(In millions)

	Year Ended March 31, 2010				
	Parent	Guarantors	Non-Guarantors	Eliminations	Consolidated
Net sales	\$ 849	\$ 6,906	\$ 2,468	\$ (1,550)	\$ 8,673
Cost of goods sold (exclusive of depreciation and amortization)	772	5,850	2,141	(1,550)	7,213
Selling, general and administrative expenses	51	226	60	—	337
Depreciation and amortization	4	289	91	—	384
Research and development expenses	26	11	1	—	38
Interest expense and amortization of debt issuance costs	114	117	8	(64)	175
Interest income	(63)	(10)	(2)	64	(11)
Restructuring charges, net	—	8	6	—	14
Equity in net (income) loss of non-consolidated affiliates	(396)	15	—	396	15
Other (income) expense, net	(39)	(119)	(61)	—	(219)
	<u>469</u>	<u>6,387</u>	<u>2,244</u>	<u>(1,154)</u>	<u>7,946</u>
Income (loss) before income taxes	380	519	224	(396)	727
Income tax provision (benefit)	(25)	249	38	—	262
Net income (loss)	405	270	186	(396)	465
Net income attributable to noncontrolling interests	—	—	60	—	60
<b>Net income (loss) attributable to our common shareholder</b>	<u>\$ 405</u>	<u>\$ 270</u>	<u>\$ 126</u>	<u>\$ (396)</u>	<u>\$ 405</u>

[Table of Contents](#)

[Index to Financial Statements](#)

Novelis Inc.  
NOTES TO THE CONSOLIDATED FINANCIAL STATEMENTS – (Continued)

**CONSOLIDATING BALANCE SHEET**  
(In millions)

	As of March 31, 2012				
	Parent	Guarantors	Non-Guarantors	Eliminations	Consolidated
<b>ASSETS</b>					
<b>Current assets</b>					
Cash and cash equivalents	\$ 6	\$ 199	\$ 112	\$ —	\$ 317
Accounts receivable, net of allowances - third parties	34	910	387	—	1,331
- related parties	745	341	59	(1,109)	36
Inventories	51	744	229	—	1,024
Prepaid expenses and other current assets	4	46	11	—	61
Fair value of derivative instruments	9	76	19	(5)	99
Deferred income tax assets	—	148	3	—	151
Assets held for sale	—	24	57	—	81
<b>Total current assets</b>	<b>849</b>	<b>2,488</b>	<b>877</b>	<b>(1,114)</b>	<b>3,100</b>
Property, plant and equipment, net	123	2,019	547	—	2,689
Goodwill	(2)	601	12	—	611
Intangible assets, net	7	666	5	—	678
Investments in and advances to non-consolidated affiliates	—	683	—	—	683
Investments in consolidated subsidiaries	1,411	—	—	(1,411)	—
Fair value of derivative instruments, net of current portion	—	1	1	—	2
Deferred income tax assets	—	51	22	1	74
Other long-term assets	2,391	157	40	(2,404)	184
<b>Total assets</b>	<b>\$ 4,779</b>	<b>\$ 6,666</b>	<b>\$ 1,504</b>	<b>\$ (4,928)</b>	<b>\$ 8,021</b>
<b>LIABILITIES AND SHAREHOLDER'S EQUITY</b>					
<b>Current liabilities</b>					
Current portion of long-term debt	\$ 17	\$ 5	\$ 1	\$ —	\$ 23
Short-term borrowings					
— third parties	—	—	18	—	18
— related parties	10	316	27	(353)	—
Accounts payable					
— third parties	79	757	409	—	1,245
— related parties	80	529	192	(750)	51
Fair value of derivative instruments	1	75	24	(5)	95
Accrued expenses and other current liabilities	125	274	83	(6)	476
Deferred income tax liabilities	—	32	2	—	34
Liabilities held for sale	—	10	47	—	57
<b>Total current liabilities</b>	<b>312</b>	<b>1,998</b>	<b>803</b>	<b>(1,114)</b>	<b>1,999</b>
Long-term debt, net of current portion					
— third parties	4,227	51	43	—	4,321
— related parties	74	2,275	55	(2,404)	—
Deferred income tax liabilities	—	571	10	—	581
Accrued postretirement benefits	56	475	156	—	687
Other long-term liabilities	21	282	7	—	310
	<u>4,690</u>	<u>5,652</u>	<u>1,074</u>	<u>(3,518)</u>	<u>7,898</u>
Commitments and contingencies					
<b>Shareholder's equity</b>					
Common stock	—	—	—	—	—
Additional paid-in capital	1,659	—	—	—	1,659
Retained earnings (accumulated deficit)	(1,379)	1,206	470	(1,676)	(1,379)
Accumulated other comprehensive income (loss)	(191)	(191)	(74)	265	(191)
<b>Total equity of our common shareholder</b>	<b>89</b>	<b>1,015</b>	<b>396</b>	<b>(1,411)</b>	<b>89</b>
<b>Noncontrolling interests</b>	<b>—</b>	<b>(1)</b>	<b>34</b>	<b>1</b>	<b>34</b>
<b>Total equity</b>	<b>89</b>	<b>1,014</b>	<b>430</b>	<b>(1,410)</b>	<b>123</b>
<b>Total liabilities and equity</b>	<b>\$ 4,779</b>	<b>\$ 6,666</b>	<b>\$ 1,504</b>	<b>\$ (4,928)</b>	<b>\$ 8,021</b>

[Table of Contents](#)

[Index to Financial Statements](#)

Novelis Inc.  
NOTES TO THE CONSOLIDATED FINANCIAL STATEMENTS – (Continued)

NOVELIS INC.  
CONSOLIDATING BALANCE SHEET  
(In millions)

	As of March 31, 2011				
	Parent	Guarantors	Non-Guarantors	Eliminations	Consolidated
<b>ASSETS</b>					
<b>Current assets</b>					
Cash and cash equivalents	\$ 1	\$ 225	\$ 85	\$ —	\$ 311
Accounts receivable, net of allowances - third parties	31	920	529	—	1,480
- related parties	640	319	89	(1,020)	28
Inventories	60	961	317	—	1,338
Prepaid expenses and other current assets	2	40	8	—	50
Fair value of derivative instruments	5	140	30	(10)	165
Deferred income tax assets	—	37	2	—	39
<b>Total current assets</b>	<b>739</b>	<b>2,642</b>	<b>1,060</b>	<b>(1,030)</b>	<b>3,411</b>
Property, plant and equipment, net	136	1,898	509	—	2,543
Goodwill	—	600	11	—	611
Intangible assets, net	5	699	3	—	707
Investments in and advances to non-consolidated affiliates	—	743	—	—	743
Investments in consolidated subsidiaries	1,273	—	—	(1,273)	—
Fair value of derivative instruments, net of current portion	—	16	3	(2)	17
Deferred income tax assets	—	39	13	—	52
Other long-term assets	2,778	195	58	(2,819)	212
<b>Total assets</b>	<b>\$ 4,931</b>	<b>\$ 6,832</b>	<b>\$ 1,657</b>	<b>\$ (5,124)</b>	<b>\$ 8,296</b>
<b>LIABILITIES AND SHAREHOLDER'S EQUITY</b>					
<b>Current liabilities</b>					
Current portion of long-term debt	\$ 15	\$ 5	\$ 1	\$ —	\$ 21
Short-term borrowings					
— third parties	—	—	17	—	17
— related parties	22	334	20	(376)	—
Accounts payable					
— third parties	73	812	493	—	1,378
— related parties	78	438	175	(641)	50
Fair value of derivative instruments	4	73	17	(12)	82
Accrued expenses and other current liabilities	119	332	119	(2)	568
Deferred income tax liabilities	—	43	—	—	43
<b>Total current liabilities</b>	<b>311</b>	<b>2,037</b>	<b>842</b>	<b>(1,031)</b>	<b>2,159</b>
Long-term debt, net of current portion					
— third parties	4,019	46	—	—	4,065
— related parties	97	2,644	77	(2,818)	—
Deferred income tax liabilities	—	542	10	—	552
Accrued postretirement benefits	40	344	142	—	526
Other long-term liabilities	19	336	6	(2)	359
	<b>4,486</b>	<b>5,949</b>	<b>1,077</b>	<b>(3,851)</b>	<b>7,661</b>
Commitments and contingencies					
<b>Shareholder's equity</b>					
Common stock	—	—	—	—	—
Additional paid-in capital	1,830	—	—	—	1,830
Retained earnings (accumulated deficit)	(1,442)	892	434	(1,326)	(1,442)
Accumulated other comprehensive income (loss)	57	(9)	(44)	53	57
<b>Total equity of our common shareholder</b>	<b>445</b>	<b>883</b>	<b>390</b>	<b>(1,273)</b>	<b>445</b>
<b>Noncontrolling interests</b>	<b>—</b>	<b>—</b>	<b>190</b>	<b>—</b>	<b>190</b>
<b>Total equity</b>	<b>445</b>	<b>883</b>	<b>580</b>	<b>(1,273)</b>	<b>635</b>
<b>Total liabilities and equity</b>	<b>\$ 4,931</b>	<b>\$ 6,832</b>	<b>\$ 1,657</b>	<b>\$ (5,124)</b>	<b>\$ 8,296</b>

Novelis Inc.  
NOTES TO THE CONSOLIDATED FINANCIAL STATEMENTS – (Continued)

NOVELIS INC.

CONDENSED CONSOLIDATING STATEMENT OF CASH FLOWS  
(In millions)

	Year Ended March 31, 2012				
	Parent	Guarantors	Non-Guarantors	Eliminations	Consolidated
<b>OPERATING ACTIVITIES</b>					
<b>Net cash provided by (used in) operating activities</b>	\$ 198	\$ 620	\$ 130	\$ (392)	\$ 556
<b>INVESTING ACTIVITIES</b>					
Capital expenditures	(14)	(339)	(163)	—	(516)
Proceeds from sales of assets	(1)	16	1	—	16
Proceeds from investment in and advances to non-consolidated affiliates, net	—	2	—	—	2
Outflow from related party loans receivable, net	—	(3)	—	—	(3)
Proceeds from settlement of other undesignated derivative instruments, net	3	36	20	—	59
<b>Net cash provided by (used in) investing activities</b>	<u>(12)</u>	<u>(288)</u>	<u>(142)</u>	<u>—</u>	<u>(442)</u>
<b>FINANCING ACTIVITIES</b>					
Proceeds from issuance of debt					
— third parties	216	12	43	—	271
— related parties	—	348	—	(348)	—
Principal repayments					
— third parties	(16)	(6)	—	—	(22)
— related parties	(22)	(513)	(22)	557	—
Short-term borrowings, net					
— third parties	—	1	1	—	2
— related parties	(13)	(181)	11	183	—
Return of capital	—	—	—	—	—
Dividends noncontrolling interests	—	—	(1)	—	(1)
Acquisition of noncontrolling interest in Novelis Korea, Ltd.	(344)	—	—	—	(344)
Debt issuance costs	(2)	—	—	—	(2)
<b>Net cash provided by (used in) financing activities</b>	<u>(181)</u>	<u>(339)</u>	<u>32</u>	<u>392</u>	<u>(96)</u>
Net increase in cash and cash equivalents	5	(7)	20	—	18
<b>Effect of exchange rate changes on cash</b>	—	(19)	7	—	(12)
Cash and cash equivalents — beginning of period	1	225	85	—	311
Cash and cash equivalents — end of period	<u>\$ 6</u>	<u>\$ 199</u>	<u>\$ 112</u>	<u>\$ —</u>	<u>\$ 317</u>

Novelis Inc.  
NOTES TO THE CONSOLIDATED FINANCIAL STATEMENTS – (Continued)

NOVELIS INC.  
CONDENSED CONSOLIDATING STATEMENT OF CASH FLOWS  
(In millions)

	Year Ended March 31, 2011				
	Parent	Guarantors	Non-Guarantors	Eliminations	Consolidated
<b>OPERATING ACTIVITIES</b>					
<b>Net cash provided by (used in) operating activities</b>	\$ (520)	\$ (626)	\$ 99	\$ 1,501	\$ 454
<b>INVESTING ACTIVITIES</b>					
Capital expenditures	(21)	(162)	(51)	—	(234)
Proceeds from sales of assets	—	29	2	—	31
Changes to investment in and advances to non-consolidated affiliates	—	—	—	—	—
Proceeds from loans receivable, net — related parties	—	(1)	—	—	(1)
Net proceeds from settlement of derivative instruments	(5)	80	16	—	91
<b>Net cash provided by (used in) investing activities</b>	<b>(26)</b>	<b>(54)</b>	<b>(33)</b>	<b>—</b>	<b>(113)</b>
<b>FINANCING ACTIVITIES</b>					
Proceeds from issuance of debt					
— third parties	3,985	—	—	—	3,985
— related parties	—	1,681	—	(1,681)	—
Principal repayments					
— third parties	(1,530)	(859)	(100)	—	(2,489)
— related parties	(18)	—	(18)	36	—
Short-term borrowings, net					
— third parties	—	(58)	2	—	(56)
— related parties	(19)	(124)	(1)	144	—
Return of capital	(1,700)	—	—	—	(1,700)
Dividends noncontrolling interests	—	—	(18)	—	(18)
Debt issuance costs	(193)	—	—	—	(193)
<b>Net cash provided by (used in) financing activities</b>	<b>525</b>	<b>640</b>	<b>(135)</b>	<b>(1,501)</b>	<b>(471)</b>
Net increase in cash and cash equivalents	(21)	(40)	(69)	—	(130)
<b>Effect of exchange rate changes on cash</b>	<b>—</b>	<b>(1)</b>	<b>5</b>	<b>—</b>	<b>4</b>
Cash and cash equivalents — beginning of period	22	266	149	—	437
Cash and cash equivalents — end of period	<u>\$ 1</u>	<u>\$ 225</u>	<u>\$ 85</u>	<u>\$ —</u>	<u>\$ 311</u>



Novelis Inc.  
NOTES TO THE CONSOLIDATED FINANCIAL STATEMENTS – (Continued)

NOVELIS INC.  
CONDENSED CONSOLIDATING STATEMENT OF CASH FLOWS  
(In millions)

	Year Ended March 31, 2010				
	Parent	Guarantors	Non-Guarantors	Eliminations	Consolidated
<b>OPERATING ACTIVITIES</b>					
<b>Net cash provided by (used in) operating activities</b>	\$ (16)	\$ 564	\$ 296	\$ —	\$ 844
<b>INVESTING ACTIVITIES</b>					
Capital expenditures	(7)	(66)	(28)	—	(101)
Proceeds from sales of assets	—	1	4	—	5
Changes to investment in and advances to non-consolidated affiliates	—	3	—	—	3
Proceeds from loans receivable, net — related parties	—	4	—	—	4
Net proceeds from settlement of derivative instruments	(3)	(285)	(107)	—	(395)
<b>Net cash provided by (used in) investing activities</b>	<b>(10)</b>	<b>(343)</b>	<b>(131)</b>	<b>—</b>	<b>(484)</b>
<b>FINANCING ACTIVITIES</b>					
Proceeds from issuance of debt					
— third parties	177	—	—	—	177
— related parties	4	—	—	—	4
Principal repayments					
— third parties	(3)	(13)	(51)	—	(67)
— related parties	(166)	(76)	(12)	159	(95)
Short-term borrowings, net					
— third parties	—	(172)	(21)	—	(193)
— related parties	34	127	(2)	(159)	—
Dividends noncontrolling interests	—	—	(13)	—	(13)
Debt issuance costs	(1)	—	—	—	(1)
<b>Net cash provided by (used in) financing activities</b>	<b>45</b>	<b>(134)</b>	<b>(99)</b>	<b>—</b>	<b>(188)</b>
Net increase in cash and cash equivalents	19	87	66	—	172
<b>Effect of exchange rate changes on cash</b>	<b>—</b>	<b>4</b>	<b>13</b>	<b>—</b>	<b>17</b>
Cash and cash equivalents — beginning of period	3	175	70	—	248
Cash and cash equivalents — end of period	<u>\$ 22</u>	<u>\$ 266</u>	<u>\$ 149</u>	<u>\$ —</u>	<u>\$ 437</u>

---

[Table of Contents](#)

[Index to Financial Statements](#)

**Item 9. *Changes in and Disagreements with Accountants on Accounting and Financial Disclosure***

None.

**Item 9A. *Controls and Procedures***

**Evaluation of Disclosure Controls and Procedures**

We maintain disclosure controls and procedures designed to ensure that information required to be disclosed in the reports that we file or submit under the Securities Exchange Act of 1934, as amended (the Exchange Act) is recorded, processed, summarized and reported within the time periods specified in the SEC's rules and forms. Disclosure controls and procedures, as defined in Rules 13a-15(e) and 15d-15(e) under the Exchange Act, include controls and procedures designed to ensure that information required to be disclosed in the reports we file or submit under the Exchange Act is accumulated and communicated to our management, including the Principal Executive Officer and the Principal Financial Officer, as appropriate, to allow timely decisions regarding required disclosure. Any system of controls, however well designed and operated, can provide only reasonable, and not absolute, assurance that the objectives of the system are met.

As required by Securities and Exchange Commission rules, we have evaluated the effectiveness of the design and operation of our disclosure controls and procedures as of the end of the period covered by this Annual Report on Form 10-K. This evaluation was carried out under the supervision and with the participation of our management, including our Principal Executive Officer and Principal Financial Officer. Based on this evaluation, our management, including our Principal Executive Officer and Principal Financial Officer have concluded that our disclosure controls and procedures were effective as of March 31, 2012.

**Management's Report on Internal Control over Financial Reporting**

Management is responsible for establishing and maintaining adequate internal control over financial reporting as defined in Rule 13a-15(f) under the Exchange Act, as amended. The Company's internal control over financial reporting is designed to provide reasonable assurance as to the reliability of the Company's financial reporting and the preparation of financial statements in accordance with GAAP. Our internal control over financial reporting includes those policies and procedures that:

- Pertain to the maintenance of records that in reasonable detail accurately and fairly reflect the transactions and dispositions of the assets of the Company;
- Provide reasonable assurance that transactions are recorded as necessary to permit preparation of financial statements in accordance with GAAP, and that receipts and expenditures of the Company are being made only in accordance with authorizations of management and directors of the Company; and
- Provide reasonable assurance regarding prevention or timely detection of unauthorized acquisition, use or disposition of the Company's assets that could have a material effect on the Company's consolidated financial statements.

Because of its inherent limitations, internal control over financial reporting may not prevent or detect misstatements. Also, projections of any evaluation of effectiveness to future periods are subject to the risk that controls may become inadequate because of changes in conditions, or that the degree of compliance with the policies or procedures may deteriorate.

Management has assessed the effectiveness of the Company's internal control over financial reporting as of March 31, 2012. In making this assessment, management used the criteria established by the Committee of Sponsoring Organizations of the Treadway Commission (COSO) in "*Internal Control — Integrated Framework*." Based on its assessment, management has concluded that, as of March 31, 2012, the Company's internal control over financial reporting was effective based on those criteria.

The effectiveness of the Company's internal control over financial reporting as of March 31, 2012 has been audited by PricewaterhouseCoopers LLP, an independent registered public accounting firm, as stated in their report which appears herein.

---

[Table of Contents](#)

[Index to Financial Statements](#)

**Changes in Internal Control Over Financial Reporting**

There have been no changes in our internal control over financial reporting (as defined in Rule 13a-15(f) under the Exchange Act) during the most recently completed fiscal quarter that have materially affected, or are reasonably likely to materially affect, our internal control over financial reporting.

**Item 9B. Other Information**

None.

---

[Table of Contents](#)

[Index to Financial Statements](#)

**PART III**

**Item 10. Directors, Executive Officers and Corporate Governance**

**Our Directors**

Our Board of Directors is currently comprised of five directors. All of our directors were appointed by our sole shareholder, Hindalco. Our directors' terms will expire at each annual shareholders meeting provided that if an election of directors is not held at an annual meeting of the shareholders, the directors then in office shall continue in office or until their successors shall be elected. Biographical details for each of our directors are set forth below.

<u>Name</u>	<u>Director Since</u>	<u>Age</u>	<u>Position</u>
Kumar Mangalam Birla	May 15, 2007	44	Chairman of the Board
Askaran Agarwala(B)	May 15, 2007	78	Director
D. Bhattacharya(A)(B)	May 15, 2007	63	Director and Vice Chairman of the Board
Clarence J. Chandran(A)(B)	January 6, 2005	63	Director
Donald A. Stewart(A)	May 15, 2007	65	Director

(A) Member of our Audit Committee.

(B) Member of our Compensation Committee.

*Mr. Kumar Mangalam Birla* was elected as the Chairman of the Board of Directors of Novelis on May 15, 2007. Mr. Birla is the Chairman of Hindalco Industries Limited which is an industry leader in aluminum and copper. He is also the Chairman of Aditya Birla Group's leading blue-chip companies: Grasim, UltraTech Cement, Aditya Birla Nuvo and Idea Cellular and globally — Novelis, Aditya Birla Chemicals (Thailand) Limited, Indo Phil Textile Mills Inc. Philippines, ect. Mr. Birla also serves as director on the board of the Group's international companies spanning Thailand, Indonesia, Philippines, Egypt, and Canada. Additionally, Mr. Birla serves on the board of the G.D. Birla Medical Research & Education Foundation, and is a Chancellor of the Birla Institute of Technology & Science, Pilani. He is a member of the London Business School's Asia Pacific Advisory Board. He is a part time nonofficial director on Central Board of Reserve Bank of India. Mr. Birla's past affiliations include service on the boards of Indian Aluminum Company Limited, Maruti Udyog Limited, Indo Gulf Fertilisers Limited and Tata Iron and Steel Limited. Mr. Birla brings to the board significant global leadership experience acquired through his service as a director of numerous corporate, professional and regulatory entities in various regions of the world. Mr. Birla provides valuable insight into the business and political conditions in which we conduct our global operations.

*Askaran Agarwala* has served as a Director of Hindalco since July 2004. He was Chairman of the Business Review Council of the Aditya Birla Group from October 2003 to March 2010. From 1982 to October 2003, he was President and full time director of Hindalco. Mr. Agarwala serves on the Compensation Committee of the Novelis Board of Directors. Mr. Agarwala also serves as a director of several other companies including Udyog Services Ltd., Aditya Birla Chemicals (India) Limited formerly known as Bihar Caustic & Chemicals Ltd., Tanfac Industries Ltd., and Aditya Birla Insurance Brokers Ltd. (formerly know an Birla Insurance Advisory Services Limited). He is a Trustee of G.D. Birla Medical Research and Education Foundation, Vaibhav Medical and Education Foundation, Sarla Basant Birla Memorial Trust and Aditya Vikram Birla Memorial Trust. Mr. Agarwala has served as a director of Renusagar Engineering & Power Services Limited, Rosa Power Supply Company Ltd., Aditya Birla Science & Technology Company Limited and Bina Power Supply Company Limited. Mr. Agarwala's past and current service as a director of several companies and industry associations in the metals and manufacturing industries adds a valuable perspective to the board. Having served as president of our parent company, Hindalco Industries, Mr. Agarwala also brings a depth of understanding of our business and operations.

*Mr. Debnarayan Bhattacharya* has served as Managing Director of Hindalco since 2004. Mr. Bhattacharya is Vice Chairman of Novelis and serves on the Audit and Compensation Committees of the Novelis Board of Directors. He is the Chairman of Utkal Alumina International Limited and of Aditya Birla Minerals Limited in Australia. Mr. Bhattacharya also serves as a Director of Aditya Birla Management Corporation Private Ltd., and Pidlite Industries Limited. In addition, he has served as a director of Aditya Birla Science & Technology Company Limited and Hindalco Almex-Aerospace Limited. Mr. Bhattacharya's extensive knowledge of the aluminum and metals industries provides a valuable resource to the company in the setting and implementation of its operating business plans as the company considers various strategic alternatives. Mr. Bhattacharya brings to the board a high degree of financial literacy.

---

## [Table of Contents](#)

## [Index to Financial Statements](#)

*Clarence J. Chandran* has been a director of the Company since 2005. Mr. Chandran serves on the Compensation and Audit Committees of the Novelis Board of Directors, and acts as the Chairman of the Compensation Committee. He is a director of Windtronics LLC and Windtronics India Pvt. Ltd. Mr. Chandran is Executive Chairman of 4Front Capital Partners Inc. and GreenEdge Capital Partners. Mr. Chandran serves as Venture Partner of The Walsingham Growth Fund. He is a past director of Marfort Deep Sea Technologies Inc. and is a past director of Alcan Inc. and MDS Inc. He retired as Chief Operating Officer of Nortel Networks Corporation (communications) in 2001. Mr. Chandran is a member of the Board of Visitors of the Pratt School of Engineering at Duke University. Mr. Chandran has acquired years of significant experience through his leadership and management of companies with international business operations. Mr. Chandran brings to the board his deep knowledge in the areas of technology, sales, global operations, mergers & acquisitions and joint ventures.

*Donald A. Stewart* is the retired Chief Executive Officer and Director of Sun Life Financial Inc. and Sun Life Assurance Company of Canada. Mr. Stewart serves on the Audit Committee of the Novelis Board of Directors and serves as its Chairman. Mr. Stewart also serves as the Chairman of Sun Life Assurance Company of Canada (UK) and of Birla Sun Life Asset Management Company. He is a director of Birla Sun Life Insurance Company and of Sun Life Everbright Life Insurance Company. His past affiliations include service as a director of the American Council of Life Insurers, the Canadian Life and Health Insurance Association, CI Financial Corp. and the Geneva Association. Mr. Stewart brings extensive financial management and operating experience to the board.

### **Our Executive Officers**

The following table sets forth information for persons currently serving as executive officers of our company. Biographical details for each of our executive officers are also set forth below.

<u>Name</u>	<u>Age</u>	<u>Position</u>
Philip Martens	52	President and Chief Executive Officer
Steven Fisher	41	Senior Vice President and Chief Financial Officer
Shashi Maudgal	58	Senior Vice President and President, Novelis Asia
Antonio Tadeu Coelho Nardocci	54	Senior Vice President and President, Novelis Europe
Marco Palmieri	55	Senior Vice President and President, Novelis South America
Thomas Walpole	57	Senior Vice President and President, Novelis North America
Leslie Joyce	51	Senior Vice President and Chief People Officer
John Clark	53	Chief Technical Officer
Nicholas Madden	55	Senior Vice President and Chief Procurement Officer
Erwin Mayr	42	Senior Vice President and Chief Strategy and Commercial Officer
Randal Miller	49	Vice President, Treasurer
Robert Nelson	55	Vice President, Controller and Chief Accounting Officer
Leslie J. Parrette, Jr.	50	Senior Vice President, General Counsel, Compliance Officer and Corporate Secretary
Karen Renner	50	Vice President and Chief Information Officer

*Philip Martens* was appointed President and Chief Executive Officer effective February 3, 2011, and previously served as President and Chief Operating Officer since May 8, 2009. Prior to joining Novelis, Mr. Martens most recently served as Senior Vice President and President, Light Vehicle Systems, ArvinMeritor Inc. from September 2006 to January 2009. He was also President and CEO designate, Arvin Innovation. Prior to that, he served as President and Chief Operating Officer of Plastech Engineered Products from 2005 to 2006. From 1987 to 2005, he held various engineering and leadership positions at Ford Motor Company, most recently serving as Group Vice President of Product Creation. He is also a member of the board of directors of Plexus Corp. since September 2010. Mr. Martens holds a degree in mechanical engineering from Virginia Polytechnic Institute and State University and an M.B.A. from the University of Michigan. In 2003, Mr. Martens received a Doctorate in Automotive Engineering from Lawrence Technological University for his extensive contributions to the global automotive industry.

*Steven Fisher* is our Senior Vice President and Chief Financial Officer. Mr. Fisher joined Novelis in February 2006 as Vice President, Strategic Planning and Corporate Development. He was appointed Chief Financial Officer in May 2007 following the acquisition of Novelis by Hindalco. Mr. Fisher served as Vice President and Controller for TXU Energy, the non-regulated subsidiary of TXU Corp. from July 2005 to February 2006. Prior to joining TXU Energy, Mr. Fisher served in various senior finance roles at Aquila, Inc., an international electric and gas utility and energy trading company, including Vice President, Controller and Strategic Planning, from 2001 to 2005. He is also a member of the board of directors of Lionbridge Technologies, Inc. since 2009. Mr. Fisher is a graduate of the University of Iowa in 1993, where he earned a B.B.A. in Finance and Accounting. He is a Certified Public Accountant.

---

## [Table of Contents](#)

## [Index to Financial Statements](#)

*Shashi Maudgal* joined Novelis May 14, 2012, as Senior Vice President and President of Novelis Asia. Mr. Maudgal was previously Chief Marketing Officer for Hindalco Industries Limited, an Aditya Birla Group company, from February 2001 to May 2012. During his tenure at Hindalco, Maudgal built and led the company's marketing department, led the European due diligence process during the Hindalco acquisition of Novelis in 2007, and served as a member of the executive leadership team in setting strategic direction. In addition, Mr. Maudgal is a member of the Aditya Birla Group's Business Review Councils for Grasim Viscose Fiber and Ultratech's Birla White Cement. Mr. Maudgal earned his Bachelor of Technology in Chemical Engineering from the Indian Institute of Technology, Delhi, and his M.B.A. in Marketing & Finance from the Institute of Management, Calcutta.

*Antonio Tadeu Coelho Nardocci* has served as our Senior Vice President and President, Novelis Europe since June 2009. He previously served as our Senior Vice President, Strategy, Innovation and Technology from August 2008 to June 2009, and as Senior Vice President and President of our South American operations from February 2005 to August 2008. Prior to our spin-off from Alcan, Mr. Nardocci held a number of leadership positions with Alcan, most recently serving as President of Rolled Products South America from March 2002 until January 2005. Mr. Nardocci graduated from the University of São Paulo in Brazil with a degree in metallurgy. Mr. Nardocci is the Chairman of the European Aluminium Association.

*Marco Palmieri* has served as our Senior Vice President and President, Novelis South America since August 2011. Prior to joining Novelis, Marco spent more than 30 years in the metals and engineering industries, including more than 25 years with Rio Tinto Alcan, where he held a succession of international leadership positions in various areas, including business development, primary metal and energy production. Marco was most recently Aluminum Business Director for Votorantim Metais Ltd.

*Thomas Walpole* is our Senior Vice President and President, Novelis North America since February 2012. Mr. Walpole previously served as our Senior Vice President, Global Manufacturing Excellence and President, Novelis Asia from April 2011 until February 2012, and served as Senior Vice President and President, Novelis Asia from 2006 to 2011. Prior to that he served as our Vice President and General Manager, Can Products Business Unit, from January 2005 until February 2006. Mr. Walpole joined Alcan in 1979 and has held various senior management roles. Mr. Walpole held international positions within Alcan in Europe and Asia until 2004. He began as Vice President, Sales, Marketing & Business Development for Alcan Taihan Aluminum Ltd. and most recently was President of the Litho/Can and Painted Products for the European region. Mr. Walpole graduated from State University of New York at Oswego with a B.S. in Accounting, and holds an M.B.A. from Case Western Reserve University.

*John Clark* has served as our Chief Technical Officer since April 2012. Mr. Clark joined Novelis in April 2010 to lead the global engineering group. In April 2011, he was appointed Vice President, Operational Excellence. Most recently, he has taken on the additional role of interim leader for the Global Manufacturing Services group. Mr. Clark has more than 30 years of industry experience, having begun his career with Alcoa as a mechanical engineer at Davenport Works in Iowa. He went on to roles of increasing responsibility with Alcoa in North America and Europe, culminating in his role as Vice President of Operations for Alcoa China Rolled Products. Mr. Clark graduated from Purdue University with B.S. in Mechanical Engineering.

*Leslie W. Joyce* has served as our Senior Vice President and Chief People Officer since September 2011. Dr. Joyce previously served as Vice President, Global Talent Management from 2009 to 2011. Prior to joining Novelis in 2009, she was employed by The Home Depot where she served as Vice President and Chief Learning Officer from 2004 to 2008 and Senior Director, Organization Effectiveness from 2002 to 2004. Before that, she held positions of increasing responsibility with GlaxoSmithKline, a leading global pharmaceutical company. Dr. Joyce earned a Masters of Science, and a Doctorate from North Carolina State University in Industrial and Organizational Psychology.

*Nicholas Madden* is our Senior Vice President and Chief Procurement Officer. Prior to this role, which he assumed in January 2012, Mr. Madden served as Vice President and Chief Procurement Officer from October 2006 until December 2011 and President of Novelis Europe's Can, Litho and Recycling business unit beginning in October 2004. He was Vice President of Metal Management and Procurement for Alcan Rio Tinto's Rolled Products division in Europe from December 2000 until September 2004 and was also responsible for the secondary recycling business. Mr. Madden holds a B.Sc. (Hons) degree in Economics and Social Studies from University College in Cardiff, Wales.

*Erwin Mayr* has served as our Senior Vice President and Chief Strategy and Commercial Officer effective April 20, 2011, and previously served as our Senior Vice President and Chief Strategy Officer since October 2009. He previously held a number of leadership positions within our European operations, including Business Unit President, Advanced Rolled Products, from 2002 until 2009. Prior to joining our company in 2002, Mr. Mayr was an associate partner with the consulting firm Monitor Group. Mr. Mayr earned his Ph.D., Physics from Ulm University (Germany).

---

## [Table of Contents](#)

## [Index to Financial Statements](#)

*Randal P. Miller* is our Vice President, Treasurer. Prior to joining Novelis in July 2008, Mr. Miller served as Vice President and Treasurer of Transocean Offshore Deepwater Drilling from May 2006 to November 2007 where he was responsible for all treasury, banking, and capital markets activities for Transocean and its subsidiaries. From 2001 to 2006, Mr. Miller served as Vice President Finance, Treasurer of Aquila, Inc. Mr. Miller earned his B.S.B.A. from Iowa State University and M.B.A from the University of Missouri — Kansas City.

*Robert Nelson* is our Vice President, Controller and Chief Accounting Officer. Mr. Nelson served as the Acting Controller of Novelis Inc. beginning in July 2008 and was appointed Vice President, Controller and Chief Accounting Officer in November 2008. Previously, he worked for 22 years at Georgia Pacific, one of the world's leading manufacturers of tissue, pulp, paper, packaging, and building products. Mr. Nelson served in a variety of corporate and operational financial roles at Georgia Pacific, most recently as Vice President and Controller from 2004 to 2006. Prior to that, he was Vice President Finance, Consumer Products & Packaging. Mr. Nelson earned a degree in Accountancy from the University of Illinois — Urbana — Champaign and is a Certified Public Accountant in the State of Georgia.

*Leslie J. Parrette, Jr.* rejoined our company in October 2009 to serve as our Senior Vice President, General Counsel and Compliance Officer, and he was appointed Corporate Secretary in February 2010. Before rejoining our company, Mr. Parrette served as Senior Vice President, Legal Affairs and General Counsel for WESCO International, Inc. (formerly Westinghouse Electric Supply Co.) (electrical product distribution) from March 2009 until October 2009. From March 2005 until March 2009, he served as our Senior Vice President, General Counsel, Secretary and Compliance Officer. Prior to that, Mr. Parrette served as Senior Vice President, General Counsel and Secretary for Aquila, Inc. (gas and electric utility; energy trading) from July 2000 until February 2005. Mr. Parrette holds an A.B. in Sociology from Harvard College and received his J.D. from Harvard Law School.

*Karen Renner* has served as our Vice President and Chief Information Officer since October 2010, and is a member of the Executive Committee. Prior to joining Novelis, Ms. Renner worked at General Electric Company where she spent 18 years in progressively senior IT leadership roles, including CIO of GE Digital Energy, GE Security and GE Share Services/Quality. Ms. Renner earned both her undergraduate and Master's degree in Industrial Engineering from Auburn University as well as an M.B.A. from Georgia State University.

### **Board of Directors and Corporate Governance Matters**

We are committed to our corporate governance practices, which we believe are essential to our success and to the enhancement of shareholder value. Our Senior Notes are publicly traded in the U.S., and, accordingly, we make required filings with U.S. securities regulators. We make these filings available on our website at [www.novelis.com](http://www.novelis.com) as soon as reasonably practicable after they are electronically filed. We are subject to a variety of corporate governance and disclosure requirements. Our corporate governance practices meet applicable regulatory requirements to ensure transparency and effective governance of the Company.

Our Board of Directors reviews corporate governance practices in light of developing requirements in this field. As new provisions come into effect, our Board of Directors will reassess our corporate governance practices and implement changes as and when appropriate. The following is an overview of our corporate governance practices.

#### ***Novelis Board of Directors***

Our Board of Directors currently has five members, all of whom are appointed by our sole shareholder. Our Board of Directors has the responsibility for stewardship of Novelis Inc., including the responsibility to ensure that we are managed in the interest of our sole shareholder, while taking into account the interests of other stakeholders. Our Board of Directors supervises the management of our business and affairs and discharges its duties and obligations in accordance with the provisions of: (1) our articles of incorporation and bylaws; (2) the charters of its committees and (3) other applicable legislation and company policies.

Our corporate governance practices require that, in addition to certain statutory duties, the following matters be subject to our Board of Directors' approval: (1) capital expenditure budgets and significant investments and divestments; (2) our strategic and value-maximizing plans; (3) the number of directors within the limits provided by our by-laws and (4) any matter which may have the potential for substantial impact on our Company. Our Board of Directors reviews the composition and size of our Board of Directors once a year. Senior management makes regular presentations to our Board of Directors on the main areas of our business.

---

[Table of Contents](#)

[Index to Financial Statements](#)

***Corporate Governance***

Holders of our Senior Notes and other interested parties may communicate with the Board of Directors, a committee or an individual director by writing to Novelis Inc., Two Alliance Center, 3560 Lenox Road N.E., Suite 2000, Atlanta, GA 30326, Attention: Corporate Secretary — Board Communication. All such communications will be compiled by the Corporate Secretary and submitted to the appropriate director or board committee. The Corporate Secretary will reply or take other actions in accordance with instructions from the applicable board contact.

***Committees of Our Board of Directors***

Our Board of Directors has established two standing committees: the Audit Committee and the Compensation Committee. Each committee is governed by its own charter.

According to their authority as set out in their charters, our Board of Directors and each of its committees may engage outside advisors at the expense of Novelis.

***Audit Committee and Financial Experts***

Our Board of Directors has established an Audit Committee. Messrs. Stewart, Bhattacharya and Chandran are the members of the Audit Committee. Mr. Stewart, an independent director, has been identified as an “audit committee financial expert” as that term is defined in the rules and regulations of the SEC.

Our Audit Committee’s main objective is to assist our Board of Directors in fulfilling its oversight responsibilities for the integrity of our financial statements, our compliance with legal and regulatory requirements, the qualifications and independence of our independent registered public accounting firm and the performance of both our internal audit function and our independent registered public accounting firm. Under the Audit Committee charter, the Audit Committee is responsible for, among other matters:

- evaluating and compensating our independent registered public accounting firm;
- making recommendations to the Board of Directors and shareholders relating to the appointment, retention and termination of our independent registered public accounting firm;
- discussing with our independent registered public accounting firm their qualifications and independence from management;
- reviewing with our independent registered public accounting firm the scope and results of their audit;
- pre-approving all audit and permissible non-audit services to be performed by our independent registered public accounting firm;
- reviewing areas of potential significant financial risk and the steps taken to monitor and manage such exposures;
- overseeing the financial reporting process and discussing with management and our independent registered public accounting firm the interim and annual financial statements that we file with the SEC; and
- reviewing and monitoring our accounting principles, accounting policies and disclosure, internal control over financial reporting and disclosure controls and procedures.

***Compensation Committee***

Our Compensation Committee establishes our general compensation philosophy and oversees the development and implementation of compensation policies and programs. It also reviews and approves the level of and/or changes in the compensation of individual executive officers taking into consideration individual performance and competitive compensation practices. The committee’s specific roles and responsibilities are set out in its charter. Our Compensation Committee periodically reviews the effectiveness of our overall management organization structure and succession planning for senior management, reviews recommendations for the appointment of executive officers, and reviews annually the development process for high potential employees.



---

[Table of Contents](#)

[Index to Financial Statements](#)

***Code of Conduct and Guidelines for Ethical Behavior***

Novelis has adopted a Code of Conduct for the Board of Directors and Senior Managers and maintains a Code of Ethics for Senior Financial Officers that applies to our senior financial officers including our principal executive officer, principal financial officer, principal accounting officer, or persons performing similar functions. We also maintain a Code of Conduct that governs all of our employees. Copies of the Code of Conduct for the Board of Directors and Senior Managers and the Code of Ethics for Senior Financial Officers are available on our website at [www.novelis.com](http://www.novelis.com). We will promptly disclose any future amendments to these codes on our website as well as any waivers from these codes for executive officers and directors. Copies of these codes are also available in print from our Corporate Secretary upon request.

**Item 11. Executive Compensation**

This section provides a discussion of the background and objectives of our compensation programs for senior management, as well as a discussion of all material elements of the compensation of each of the named executive officers for fiscal 2012 identified in the following table. The named executive officers are determined in accordance with SEC rules and include our principal executive officer, our principal financial officer, and the three other highest paid executive officers that were employed on March 31, 2012.

<u>Named Executive Officer</u>	<u>Title</u>
Philip Martens	President and Chief Executive Officer
Steven Fisher	Senior Vice President and Chief Financial Officer
Tadeu Nardocci	Senior Vice President and President of Novelis Europe
Thomas Walpole	Senior Vice President and President of Novelis North America
Erwin Mayr	Senior Vice President and Chief Strategy and Commercial Officer

**Compensation Committee and Role of Management**

The Compensation Committee of our board of directors (the Committee) is responsible for approving the compensation programs for our named executive officers and making decisions regarding specific compensation to be paid or awarded to them. The Committee acts pursuant to a charter approved by our board.

Our Chief People Officer serves as the management liaison officer for the Committee. Our human resources and legal departments provide assistance to the Committee in the administration of the Committee's responsibilities.

Our named executive officers have no direct role in setting their own compensation. The Committee, however, normally meets with our management team to evaluate performance against pre-established goals, and management makes recommendations to the board regarding budgets, which affect certain goals. Our President and Chief Executive Officer also makes recommendations regarding compensation matters related to other named executive officers and provides input regarding executive compensation programs and policies generally.

Management also assists the Committee by providing information needed or requested by the Committee (such as our performance against budget and objectives, historic compensation, compensation expense, policies and programs, and peer company metrics) and by providing input and advice regarding compensation programs and policies and their impact on the Company and its executives.

With the assistance of management, the Committee develops an annual agenda to assist it in fulfilling its responsibilities. In the first quarter of each fiscal year, the Committee (1) reviews prior year performance and authorizes the distribution of short-term incentive and long-term incentive pay-outs, if any, for the prior year, (2) reviews base pay and short-term incentive targets for executives for the current year, and (3) recommends to the board of directors the form of award and performance criteria for the current cycle of the long-term incentive program. The Committee may deviate from the above practice when appropriate under the circumstances.

The Committee did not engage a third party compensation consultant to assist in developing our fiscal 2012 compensation program. However, management worked with Mercer LLC (a global human resource consulting firm) to evaluate and benchmark our compensation programs generally, and management provided the Committee with the outcome of management's analysis. Management also routinely reviews compensation surveys published by other leading global human resources consulting firms. For benchmarking purposes, management focuses on the compensation programs of other companies in the manufacturing and materials sectors having revenues in excess of \$4 billion. Peer group companies considered in management's compensation analysis included: ArcelorMittal SA, Saint-Gobain, BHP Billiton Limited, Dow Chemical, Bayer AG, Caterpillar, Alcoa, Altria Group, SABMiller PLC, Ingersoll- Rand PLC, PPG Industries, Norsk Hydro ASA, Air Products & Chemicals Inc, Ashland, Eastman Chemical, Kennametal, Noranda Aluminum Holding, Coca-Cola Enterprises, Southern, Genuine Parts, First Data, Praxair, AGCO and Newell Rubbermaid.

---

[Table of Contents](#)

[Index to Financial Statements](#)

**Objectives and Design of Our Compensation Program**

Our executive compensation program is designed to attract, retain, and reward talented executives who will contribute to our long-term success and thereby build value for our shareholder. The program is organized around three fundamental principles:

- *Provide Total Cash and Total Direct Compensation Opportunities That Are Competitive with Similar Positions at Comparable Companies:* To enable us to attract, motivate and retain qualified executives, total cash compensation (base pay and annual short-term incentives) and total direct compensation opportunities for each executive (base pay, annual short-term incentives and long-term incentives) are targeted at levels to be competitive with similar positions at comparable companies.
- *A Substantial Portion of Total Direct Compensation Should Be at Risk Because It Is Performance-Based:* We believe executives should be rewarded for their performance. Consequently, a substantial portion of an executive's total direct compensation should be at risk, with amounts actually paid dependent on performance against pre-established objectives for the individual and the Company. The portion of an individual's total direct compensation that is based upon these performance objectives should increase as the individual's business responsibilities increase.
- *A Substantial Portion of Total Direct Compensation Should be Delivered in the Form of Long-Term Performance Based Awards:* We believe a long-term stake in the sustained performance of Novelis effectively aligns executive and shareholder interests and provides motivation for enhancing shareholder value.

The Committee recognizes that the engagement of strong talent in critical functions may entail recruiting new executives and involve negotiations with individual candidates. As a result, the Committee may determine in a particular situation that it is in our best interests to negotiate a compensation package that deviates from the principles set forth above.

**Key Elements of Our Compensation Program**

Our compensation program consists of four key elements: base pay, short-term (annual) incentives, long-term incentives, and employee benefits. The Committee, at least annually, compares the competitiveness of these key elements to that of companies in our peer group and to publicly available market data. Our general goal is to be at or near the 50th percentile among our peer group for total cash compensation and the 50<sup>th</sup> percentile for total direct compensation. In fiscal 2012, this review revealed that, in the aggregate, total cash compensation for our executive officers was at our target and total direct compensation opportunity for our executive officers was below our target.

*Base Pay.* Based on market practices, the Committee believes it is appropriate that some portion of total direct compensation be provided in a form that is fixed. Base salary for our named executive officers is generally reviewed by the Committee in the first quarter of each fiscal year and any increases are generally effective on July 1. In setting base salary, the Committee is mindful of its overall goal for allocation of total compensation to base pay and considers the median base salary for comparable positions at companies in our peer group.

*Short-Term (Annual) Incentives.* We believe having an annual incentive opportunity is necessary to attract, retain and reward key employees. Our general philosophy is that annual cash incentives should be primarily based on achievement of Company-wide business goals. The Committee also retains the discretion to adjust, up or down, annual cash incentives earned based on the Committee's subjective assessment of individual performance. Annual incentives should be consistent with the strategic goals set by the board, and performance benchmarks should be sufficiently ambitious so as to provide meaningful incentive to our executive officers.

Our Committee and board, after input from management, approved the 2012 AIP on May 20, 2011. The performance benchmarks for the year were tied to four key components: (1) normalized operating earnings before interest, taxes, depreciation and amortization (EBITDA) performance; (2) operating free cash flow performance; (3) satisfaction of targeted environmental, health and safety (EHS) objectives; and (4) individual performance in recognition of each individual's unique job responsibilities and objectives. The potential payout attributable to each component may range from 0% to 200% of target as measured against actual performance.

[Table of Contents](#)[Index to Financial Statements](#)

The table below shows for each named executive officer, the target AIP bonus amount, the applicable performance objectives and relevant weightings, target and actual performance for each goal and the amount earned based on actual performance.

**2012 AIP**

Name	Target Bonus as Percentage of Salary	Performance Objective	Performance Weighting	Targeted Performance (A)	Actual Performance (A)	Actual Performance As a Percentage of Target Performance
Philip Martens	120%	EBITDA (B)	60%	655,344	511,824	78.1%
		Cash Flow (C)	20%	218,448	167,768	76.8%
		EHS (D)	10%	109,224	154,006	141.0%
		Individual	10%	109,224	131,069	120.0%
Steven Fisher	75%	EBITDA (B)	60%	225,000	175,725	78.1%
		Cash Flow (C)	20%	75,000	57,600	76.8%
		EHS (D)	10%	37,500	52,875	141.0%
		Individual	10%	37,500	37,500	100.0%
Tadeu Nardocci	65%	EBITDA (B)	60%	186,945	146,004	78.1%
		Cash Flow (C)	20%	62,315	47,858	76.8%
		EHS (D)	10%	31,158	43,932	141.0%
		Individual	10%	31,158	37,389	120.0%
Thomas Walpole	57%	EBITDA (B)	60%	119,700	93,486	78.1%
		Cash Flow (C)	20%	39,900	30,643	76.8%
		EHS (D)	10%	19,950	28,130	141.0%
		Individual	10%	19,950	19,950	100.0%
Erwin Mayr	50%	EBITDA (B)	60%	161,383	126,040	78.1%
		Cash Flow (C)	20%	53,794	41,314	76.8%
		EHS (D)	10%	26,897	37,925	141.0%
		Individual	10%	26,897	26,897	100.0%

- (A) All amounts earned in currencies other than U.S. dollars are reflected in this table and in the entire Compensation Discussion and Analysis as U.S. Dollars as adjusted by the average of all month-end exchange rates for the period April 1, 2011 – March 31, 2012.
- (B) “EBITDA” refers to our normalized operating EBITDA and is calculated by removing the following three items from operating EBITDA (or Segment Income as reported in our external US GAAP financial statements): the impact from timing differences in the pass-through of metal price changes to our customers, net of realized derivative instruments; the impact from re-measuring to current exchange rates any monetary assets and liabilities which are denominated in a currency other than the functional currency of the reporting unit, net of realized derivative instruments; and the impact from purchase accounting amortizations, primarily related to the asset basis step-up and contracts which were adjusted to fair value on the date Novelis was acquired by Hindalco.
- (C) “Cash Flow” refers to our operating free cash flow and is defined as (1) operating EBITDA (2) minus capital expenditures (3) plus (minus) net cash inflows (outflows) for working capital and other assets/liabilities. For the Company-wide metric, we also include net cash inflows (outflows) for (4) interest, (5) taxes, (6) dividends, (7) corporate expenses, (8) restructuring charges and (9) proceeds from asset sales.
- (D) “EHS” refers to our recordable case rates, lost time injury and illness case rates and certain strategic EHS initiatives. The recordable case rate establishes targets for reducing the level of workplace accidents resulting in an injury requiring more than first aid treatment. The lost time injury and illness case rate establishes targets for reducing the level of workplace injuries or illnesses resulting in lost time of one shift or more. The strategic EHS initiatives establish targets for the completion of environmental initiatives that lead to significant reductions in water emissions, energy or waste aligned with site specific issues, and, establish targets for the completion of occupational health and safety initiatives that reduce site specific risks and exposures.

*Long-Term Incentives.* The Committee believes that a substantial portion of each executive’s total direct compensation opportunity should be based on long-term performance. The awards should align the interests of our executives and our shareholder. As noted above, the opportunity to receive long-term incentive compensation by an executive in a given year is generally determined by reference to the market for long-term incentive compensation among our peer group companies.

## [Table of Contents](#)

## [Index to Financial Statements](#)

On May 20, 2011, our board of directors authorized the long term incentive plan covering fiscal years 2012 through 2015 (“2012 LTIP”). Under the 2012 LTIP, 80% of a participant’s total long term incentive opportunity consists of performance-based stock appreciation rights (“SARs”) and the remaining 20% consists of restricted stock units (“RSUs”).

SARs vest at a rate of 25% per year, subject to performance criteria (see below) and expire seven years from their grant date. Each SAR is to be settled in cash based on the difference between the market value of one Hindalco share on the date of grant and the market value on the date of exercise, where market values are denominated in Indian rupees and converted to the participant’s payroll currency at the time of exercise. The amount of cash paid is limited to (i) two and half times the target payout if exercised within one year of vesting or (ii) three times the target payout if exercised after one year of vesting. SARs do not transfer any shareholder rights in Hindalco to a participant.

The performance criterion for vesting is based on the actual overall Novelis normalized operating EBITDA, as adjusted (adjusted Operating EBITDA) compared to the normalized operating EBITDA established and approved each fiscal year. The minimum threshold for vesting each year is 75% of each annual target adjusted Operating EBITDA, at which point 75% of the SARs for that period would vest, with an equal pro rata amount of SARs vesting through 100% achievement of the target.

In the event a participant resigns, unvested SARs will lapse and vested SARs must be exercised within 90 days. If a participant retires more than one year from the date of grant, SARs will continue to vest and must be exercised no later than the third anniversary of retirement. In the event of death or disability, there will be immediate vesting of all SARs with one year to exercise. Upon a change in control, there would be immediate vesting and cash-out of SARs.

The RSUs under the 2012 LTIP vest in full, three years from the grant date, and are not subject to performance criteria. The payout on the RSUs is limited to three times the grant price. Except in the case of death or disability, if a participant’s employment ends before the RSUs are fully vested, the RSUs will be forfeited. In the case of a change of control, death or disability, the RSUs would be vested and paid out.

The following long term incentive grants were made to our named executive officers under the 2012 LTIP.

### 2012 LTIP

Name	2012 LTIP Approved Grant (\$)	Number of SARs Granted (A)	Number of RSUs Granted
Philip Martens	3,800,000	1,352,992	177,749
Steven Fisher	750,000	267,038	35,082
Tadeu Nardocci	600,000	213,630	28,065
Thomas Walpole	350,000	124,617	16,371
Erwin Mayr	350,000	124,617	16,371

(A) Actual Operating EBITDA for fiscal 2012 was 89.2% of target and 22.3% of the SARs will fully vest on May 20, 2012 for fiscal 2012.

*Employee Benefits.* Our named executive officers are eligible to participate in our broad-based retirement, health and welfare, and other employee benefit plans on the same basis as other employees. In addition to these broad-based plans, our U.S. and Swiss based executives may be eligible for certain non-qualified retirement plan benefits, which are designed to provide the executives with retirement benefits which they are restricted from receiving under the broad-based retirement plans due to certain restrictions. Our named executive officers are also eligible for certain perquisites consistent with market practice. We do not view our executive perquisites as a significant element of our comprehensive compensation structure.

### Employment-Related Agreements

*Employment Agreements.* Each of our named executive officers was subject to an employment agreement during fiscal 2012. The terms of each such agreement generally provides for a minimum base salary, short and long term incentive opportunity and benefits and perquisites customarily provided to our executives. Certain of our named executives are also eligible for an expatriate premium and certain other related payments. See “Summary Compensation Table” below for details.

---

## [Table of Contents](#)

## [Index to Financial Statements](#)

*Change in Control Agreements.* Each of our named executive officers was subject to a Change in Control Agreement during fiscal 2012, which provides that the executive will be entitled to certain payments and benefits if the executive's employment is terminated by the Company without cause, or by the executive for good reason, within 24 months of a change in control of the Company. The change in control severance payment is equal to 2.0 (or 1.5 in the case of Mr. Mayr) times the sum the executive's annual base salary plus target short-term incentive for the year and is payable in a lump sum. The executive may also receive a (i) a special one-time payment to assist with post-employment medical coverage; (ii) continuation of coverage under the Company's group life insurance plan for a period of 12 months; (iii) 12 months of additional credit for benefit accrual or contribution purposes under our retirement plans; and (iv) accelerated vesting, if applicable, under our retirement plans. If the payment to Mr. Martens would cause him to be subject to an excise tax under Section 4999 of the U.S. Internal Revenue Code, then he would also be entitled to receive a tax gross-up payment. See "Potential Payments Upon Termination or Change in Control" below for details.

*Severance Compensation Agreements.* Each named executive officer (other than Mr. Martens) is a party to a Severance Agreement, which provides that the executive will be entitled to certain payments and benefits if his employment is terminated by the Company without cause. The severance provisions for Mr. Martens are set forth in his employment agreement. The severance payment is equal to 1.5 times the executive's annual base salary (or, in the case of Mr. Mayr, 1.0 times annual base salary, and in the case of Mr. Martens, 2.0 times the sum of annual base salary plus target short-term incentive for the year) in effect at termination and is payable in a lump sum. The executive may also receive a (i) a special one-time payment to assist with post-employment medical coverage; (ii) continuation of coverage under the Company's group life insurance plan for a period of 12 months; (iii) 12 months of additional credit for benefit accrual or contribution purposes under our retirement plans; and (iv) accelerated vesting, if applicable, under our retirement plans. Each agreement also contains a non-competition and non-solicitation provision which prohibits the executive from competing with us or soliciting our customers, suppliers or employees for a period of 18 months (or 24 months in the case of Mr. Martens) following termination. See "Potential Payments Upon Termination or Change in Control" below for details.

*Retention Agreements.* On July 1, 2009, we entered into individual retention agreements with our named executive officers employed at that time. The agreements provide for cash payments to the named executive officers on July 1, 2010, July, 1 2011 and July 1, 2012, unless the named executive officer voluntarily terminates employment or is terminated by the Company for cause prior to those dates. The remaining cash amounts payable under the retention agreements are as follows:

	July 1, 2012 (\$)
Steven Fisher	75,000
Tadeu Nardocci	74,038(A)
Thomas Walpole	47,500
Erwin Mayr	83,703(A)

(A) These amounts represent BRL 125,000 for Mr. Nardocci and CHF 73,250 for Mr. Mayr, converted to USD.

The retention agreements also provide for the grant of phantom restricted shares, with one share equal to the value of one Hindalco share. The phantom restricted shares will vest on July 1, 2012, unless the named executive officer voluntarily terminates employment or is terminated by the Company for cause prior to that date; provided that the maximum payout may not exceed two times the original value of the phantom restricted shares. See "Outstanding Equity Awards as of March 31, 2012 Table" below for details.

## **Compensation Risk Assessment**

In fiscal 2012, the Committee reviewed the Company's executive compensation policies and practices, and determined that the Company's executive compensation programs are not reasonably likely to have a material adverse effect on the Company. The Committee also reviewed the Company's compensation programs for certain design features which have been identified by experts as having the potential to encourage excessive risk-taking, including: (i) too much focus on equity; (ii) compensation mix overly weighted toward annual incentives; (iii) uncapped payouts; (iv) unreasonable goals or thresholds; or (v) steep payout cliffs at certain performance levels that may encourage short-term decisions to meet payout thresholds. Based on its review, the Committee determined that, for all employees, the Company's compensation programs do not encourage excessive risk and instead encourage behaviors that support sustainable value creation.

[Table of Contents](#)

[Index to Financial Statements](#)

**Compensation Committee Report**

The Committee has reviewed and discussed the foregoing Compensation Discussion and Analysis with management. Based on the Committee's review and discussions with management, the Committee recommended to the board of directors that the Compensation Discussion and Analysis be included in the Company's Annual Report on Form 10-K for fiscal 2012.

The foregoing report is provided by the following directors, who constitute the Committee:

Mr. Clarence J. Chandran, Chairman  
 Mr. Debnarayan Bhattacharya  
 Mr. Askaran Agarwala

**Summary Compensation Table**

The table below sets forth information regarding compensation for our named executive officers for fiscal 2010 through 2012, as applicable.

<u>Name and Principal Position</u>	<u>Year</u>	<u>Salary (\$)</u>	<u>Bonus (\$)</u>	<u>Stock Awards (\$)</u>	<u>Option Awards (\$)</u>	<u>Non-Equity Incentive Plan Compensation (\$)</u>	<u>Change in Pension Value (\$)</u>	<u>All Other Compensation (\$)</u>	<u>Total (\$)</u>
Philip Martens, President and Chief Executive Officer	2012	887,650	—	760,000(A)	3,040,000(B)	964,667(C)	—	153,682(D)	5,805,999
	2011	755,000	—	500,000	2,000,000	1,365,723	—	128,802	4,749,525
	2010	670,833	—	—	2,000,000	1,123,775	—	338,350	4,132,958
Steven Fisher, Senior Vice President and Chief Financial Officer	2012	492,000	—	150,000(A)	600,000(B)	323,700(C)	—	170,079(D)	1,735,279
	2011	463,500	—	115,500	462,000	491,561	—	160,555	1,693,116
	2010	450,000	—	180,000	525,000	911,982	—	75,428	2,142,410
Tadeu Nardocci, Senior Vice President and President of Novelis Europe	2012	475,856	—	120,000(A)	480,000(B)	275,183(C)	—	1,151,337(D)	2,502,375
	2011	417,558	—	115,500	462,000	376,520	—	1,064,622	2,436,200
	2010	457,779(E)	—	154,020	525,000	611,149	—	353,327	2,101,275
Thomas Walpole, Senior Vice President and President of Novelis North America	2012	343,775	—	70,000(A)	280,000(B)	172,209(C)	770,930(F)	784,807(D)	2,421,721
	2011	315,075	—	70,000	280,000	259,515	405,423	684,573	2,014,586
	2010	285,000	—	114,000	350,000	524,977	369,297	425,936	2,069,210
Erwin Mayr, Senior Vice President and Chief Strategy and Commercial Officer	2012	534,026	—	70,000(A)	280,000(B)	232,176(C)	19,691(G)	1,130,430(D)	2,266,323
	2011	468,602	—	60,000	240,000(B)	329,745	46,836	737,805	1,882,988

(A) This amount reflects the grant date fair value of the RSUs granted under the 2012 LTIP.

(B) This amount reflects the grant date fair value of the SARs granted under the 2012 LTIP. Fair value is calculated using the Black-Scholes value on the date of grant of \$2.25 per SAR.

(C) This amount reflects the cash award earned under the 2012 AIP.

(D) The amounts shown in the All Other Compensation Column reflect the values from the table below.

(E) This amount represents base salary and a cash payout of vacation days not utilized at the end of Mr. Nardocci's Brazilian employment contract.

(F) U.S. based executives hired before January 1, 2005 participate in the Novelis Pension Plan and the Novelis Supplemental Executive Retirement Plan (Novelis SERP). The Novelis Pension Plan is a defined benefit pension plan based on the participant's final earning (up to the IRS limit) and service up to 35 years. The Novelis SERP has the same formula as the Novelis Pension Plan, but only covers earnings in excess of the IRS compensation limit.

Mr. Walpole is a participant in both the Novelis Pension Plan and the Novelis SERP. The amount shown in the Summary Compensation Table represents the aggregate change in actuarial present value of the named executive officer's accumulated benefit under these plans during fiscal year 2012. Assumptions used in the calculation of these amounts are included in Note 12 to our audited consolidated financial statements for the year ended March 31, 2012.

(G) Since our spin-off from Alcan in 2005 until December 31, 2011, we continued to participate in Alcan's two pension plans in Switzerland: (1) Pensionskasse Alcan Schweiz (defined benefit plan) and (2) Ergaenzungskasse Alcan Schweiz (supplemental defined contribution plan). Effective January 1, 2012, Novelis adopted a new defined contribution plan (Novelis Pensionskasse) and a supplemental plan (Novelis Zusatzskasse). The amount shown in the Summary Compensation Table above represents the aggregate change in actuarial present value of the named executive officer's accumulated benefit under the defined benefit plan during fiscal year 2012. Assumptions used in the calculation of these amounts are included in Note 12 to our audited consolidated financial statements for the year ended March 31, 2012. Company contributions to the Novelis defined contribution plan and the supplemental plan in fiscal year 2012 are shown in the table below.

[Table of Contents](#)

[Index to Financial Statements](#)

Name	Company Contribution to Defined Contribution Plans (S)	Group Life Insurance (S) (B)	Retention Payments (S)	Relocation and Housing Related Payments (S)	Other Perquisites and Personal Benefits (S)	Total (S)
Philip Martens	102,547(A)	7,135	—	—	44,000(C)	153,682
Steven Fisher	53,535(A)	3,544	75,000(D)	—	38,000(E)	170,079
Tadeu Nardocci	104,304(F)	2,181	74,036(G)	943,947(H)	26,869(I)	1,151,337
Thomas Walpole	11,305(A)	4,902	47,500(J)	511,616(K)	209,484(L)	784,807
Erwin Mayr	63,944(M)	1,556	83,703(N)	887,254(O)	93,973(P)	1,130,430

- (A) All U.S. based executives are eligible to participate in our qualified and non-qualified savings plans. We contribute 4.5% of pay to our qualified plan (up to the IRS compensation limit; \$250,000 for calendar year 2012) for participants who contribute 6% of pay or more to the plan. U.S. based executives hired on or after January 1, 2005 are also eligible to share in our discretionary contributions under the qualified plan (5% of pay up to the IRS compensation limit). Messrs. Martens and Fisher are the only named executive officers eligible for a discretionary contribution during calendar year 2011. Our unfunded, non-qualified savings plan provides the same level of company credits as the qualified plan, but only on compensation in excess of the IRS compensation limit. See the “Non-Qualified Deferred Compensation” table below for more information.
- (B) Executives are entitled to participate in life insurance benefits on the same basis as other employees. Our named executive officers are entitled to additional company-paid life insurance of 1.5 times salary.
- (C) This amount includes executive flex allowance and car allowance, each of which individually had an aggregate incremental cost less than \$25,000.
- (D) This amount represents second payment under the July 1, 2009 retention arrangement.
- (E) This amount includes executive flex allowance and car allowance, each of which individually had an aggregate incremental cost less than \$25,000.
- (F) All Brazil employees are eligible to participate in a defined contribution pension plan. Employees may voluntarily contribute from 0-12% of base salary. Independent of any employee contribution, the company will contribute 0.7% of base pay up to 1 plan unit and 14% (10% if hired on or after July 1, 2003) of pay in excess of 1 plan unit. Mr. Nardocci was the only named executive eligible for the Brazil Pension Plan.
- (G) This amount represents the second payment under the July 1, 2009 retention arrangement (BRL 125,000 paid on Swiss payroll including a Brazilian tax reduction).
- (H) This amount includes \$107,027 housing allowance, \$196,587 goods and services adjustment, \$7,067 tax equalization payment, \$13,766 vacation premium, \$49,196 expatriate premium and \$570,304 relating to estimated tax gross up payments. The tax gross up payments include personal income tax and are not final. The final actual balance of the tax gross up amount, adjusted against his tax at source, will be equalized by the Swiss tax authorities at a later time. The amount of Mr. Nardocci’s tax obligation is currently under consideration before the Swiss tax authorities.
- (I) This amount includes car allowance, health care expenses, lunch premium, accident insurance, global assignment services and home security, each of which individually had an aggregate incremental cost less than \$25,000.
- (J) This amount represents second payment under the July 1, 2009 retention arrangement.
- (K) This amount represents \$75,756 relocation expenses, \$117,480 housing expenses, \$166,633 expatriate compensation and \$151,747 Korean tax liability (paid on behalf of the employee).
- (L) This amount represents \$2667 flex allowance, \$168,553 home sale expenses, \$27,601 foreign compensation and \$10,663 global assignment services.
- (M) This amount represents the company’s contribution to our new Swiss defined contribution plan (Novelis Pensionskasse) for 3 months and our Swiss supplemental defined contribution plan (Novelis Zusatzkasse) for 12 months.
- (N) This amount represents the second payment under the July 1, 2009 retention arrangement (CHF 73,250 paid on Swiss payroll).
- (O) This amount includes \$56,000 housing allowance, \$756,355 tax gross up payment and \$74,899 expatriate premium.
- (P) This amount includes \$60,560 child tuition reimbursement and \$21,700 Swiss family allowances. Also included is flex allowance, accident insurance, global assignment services and long term sickness expenses, each of which individually had an aggregate incremental cost less than \$25,000.

[Table of Contents](#)

[Index to Financial Statements](#)

**Grants of Plan-Based Awards in Fiscal 2012**

The table below sets forth information regarding grants of plan-based awards made to our named executive officers for the year ended March 31, 2012.

Name	Grant Date	Estimated Future Payout Under Non-Equity Incentive Plan Awards (A)			All Other Stock Awards: Number of Shares of Stock or Units (#) (B)	All Other Option Awards: Number of Securities Underlying Options (#) (C)	Exercise or Base Price of Option Awards (\$/Sh) (D)	Grant Date Fair Value of Stock and Option Awards (E)
		Threshold (\$)	Target (\$)	Maximum (\$)				
Martens	5/20/2011	—	1,092,240	2,184,480	—	—	0	0
	5/20/2011	—	—	—	177,749	—	4.28	760,000
	5/20/2011	—	—	—	—	1,352,992	4.28	3,040,000
Fisher	5/20/2011	—	375,000	750,000	—	—	0	0
	5/20/2011	—	—	—	35,082	—	4.28	150,000
	5/20/2011	—	—	—	—	267,038	4.28	600,000
Nardocci	5/20/2011	—	311,576	623,152	—	—	0	0
	5/20/2011	—	—	—	28,065	—	4.28	120,000
	5/20/2011	—	—	—	—	213,630	4.28	480,000
Walpole	5/20/2011	—	199,500	399,000	—	—	0	0
	5/20/2011	—	—	—	16,371	—	4.28	70,000
	5/20/2011	—	—	—	—	124,617	4.28	280,000
Mayr	5/20/2011	—	268,971	537,942	—	—	0	0
	5/20/2011	—	—	—	16,371	—	4.28	70,000
	5/20/2011	—	—	—	—	124,617	4.28	280,000

(A) These amounts reflect the cash awards under our 2012 AIP. See the Summary Compensation Table for actual results.

(B) These amounts represent the number of RSU's granted under the 2012 LTIP.

(C) These amounts represent the number of SARs granted under the 2012 LTIP.

(D) The exercise price is based on the average of the high and low of the stock price of one Hindalco share on the date of grant, converted to US\$.

(E) These amounts are reflected in the Summary Compensation Table.



[Table of Contents](#)

[Index to Financial Statements](#)

**Outstanding Equity Awards as of March 31, 2012**

Name	OPTION AWARDS				STOCK AWARDS	
	Number of Securities Underlying Unexercised Options (#)	Number of Securities Underlying Unexercised Options (#)	Option Exercise Price (\$)(A)	Option Expiration Date	Number of Shares or Units of Stock That Have Not Vested (#)	Market Value of Shares or Units of Stock That Have Not Vested (\$)
	Exercisable	Unexercisable				
Philip Martens	—	1,316,461	4.28	May 20, 2018(B)	177,749(F)	452,099
	313,271	905,978	3.13	May 25, 2017(C)	159,517	405,726
	—	1,106,823	1.79	June 25, 2016(D)	—	—
Steven Fisher	—	259,828	4.28	May 20, 2018(B)	35,082(F)	89,230
	72,366	209,281	3.13	May 25, 2017(C)	140,516(G)	357,398
	153,563	290,540	1.79	June 25, 2016(D)	—	—
	—	195,909	1.24	June 25, 2015(E)	—	—
Tadeu Nardocci	—	207,862	4.28	May 20, 2018(B)	28,065(F)	71,382
	72,366	209,281	3.13	May 25, 2017(C)	125,553(H)	319,340
	—	290,540	1.79	June 25, 2016(D)	—	—
	—	137,137	1.24	June 25, 2015(E)	—	—
Thomas Walpole	—	121,252	4.28	May 20, 2018(B)	16,371(F)	41,639
	43,858	126,837	3.13	May 25, 2017(C)	87,988(I)	223,794
	204,750	193,695	1.79	June 25, 2016(D)	—	—
	307,480	137,137	1.24	June 25, 2015(E)	—	—
Erwin Mayr	—	121,252	4.28	May 20, 2018(B)	16,371(F)	41,639
	37,593	108,717	3.13	May 25, 2017(C)	111,642(J)	283,958
	105,300	99,614	1.79	June 25, 2016(D)	—	—
	166,918	74,445	1.24	June 25, 2015(E)	—	—

- (A) The exercise price is based on the market value of one Hindalco share on the date of grant, converted to US\$.
- (B) SARs granted under the 2012 LTIP.
- (C) SARs granted under the 2011 LTIP.
- (D) SARs granted under the 2010 LTIP.
- (E) SARs granted under the 2009 LTIP.
- (F) RSUs granted under the 2012 LTIP.
- (G) Consists of 36,849 RSUs granted under the 2011 LTIP and 103,667 phantom restricted shares (payable in cash) under the executive's retention agreement.
- (H) Consists of 36,849 RSUs granted under the 2011 LTIP and 88,704 phantom restricted shares (payable in cash) under the executive's retention agreement.
- (I) Consists of 22,332 RSUs granted under the 2011 LTIP and 65,656 phantom restricted shares (payable in cash) under the executive's retention agreement.
- (J) Consists of 19,142 RSUs granted under the 2011 LTIP and 92,500 phantom restricted shares (payable in cash) under the executive's retention agreement.

**Option Exercises and Stock Vested in Fiscal Year 2012**

The table below sets forth the information regarding stock options that were exercised or were cancelled and paid out during fiscal 2012 and stock awards that vested and were paid out during fiscal 2012.

Name	Option Awards		Stock Awards	
	Number of Shares Acquired on Exercise or Cancellation	Value Realized on Exercise or Cancellation (\$)	Number of Shares Acquired on Vesting or Cancellation	Value Realized on Vesting or Cancellation (\$)
Philip Martens	585,001	1,236,470	—	—
Steven Fisher	439,258	744,696	—	—
Tadeu Nardocci	360,866	598,059	—	—
Thomas Walpole	153,740	260,534	—	—
Erwin Mayr	83,459	141,004	—	—

[Table of Contents](#)

[Index to Financial Statements](#)

**Pension Benefits in Fiscal 2012**

The table below sets forth information regarding the present value as of March 31, 2012 of the accumulated benefits of our named executive officers under our defined benefit pension plans (both qualified and non-qualified). U.S. executives who were hired on or after January 1, 2005 are not eligible to participate in our defined benefit pension plans.

Name	Plan Name (A)	Number of Years of Credited Service	Present Value of Accumulated Benefit \$(B)	Payments During Last Fiscal Year
Thomas Walpole	Novelis Pension Plan	32.833	1,498,993	—
	Novelis SERP	32.833	1,406,438	—

(A) See the footnotes to the Summary Compensation Table for a description of these plans.

(B) See Note 12 to our audited consolidated financial statements for the year ended March 31, 2012, for a discussion of the assumptions used in the calculation of these amounts.

The following table shows estimated retirement benefits, expressed as a percentage of eligible earnings, payable upon normal retirement at age 65:

U.S. Pension Plan	Years of Service					
	10	15	20	25	30	35
	17%	25%	34%	42%	51%	59%

**Non-Qualified Deferred Compensation**

This table summarizes contributions and earnings under our Defined Contribution Supplemental Executive Retirement Plan for fiscal year 2012. Only Messrs. Martens and Fisher are eligible for Company contributions under this plan. The plan is an unfunded, non-qualified defined contribution plan for U.S. based executives. The plan provides eligible executives with the Company discretionary credits (and matching contributions beginning January 1, 2012) they are restricted from receiving under our tax-qualified savings plan due to limitations under the U.S. Internal Revenue Code.

Name	Elective Contributions in Last Fiscal Year (\$)	Registrant Contributions in Last Fiscal Year (\$)(A)	Aggregate Earnings in Last Fiscal Year (\$)(A)	Aggregate Withdrawals/Distributions (\$)	Aggregate Balance at Last Fiscal Year End (\$)(B)
Philip Martens	—	77,130	2,554	—	148,625
Steven Fisher	—	29,500	4,791	—	111,186

(A) Registrant contributions, but not Earnings are included in the Summary Compensation Table above.

(B) Of the balance at the end of the fiscal year, \$145,172 for Mr. Martens and \$102,743 for Mr. Fisher represents cumulative Registrant contributions.

[Table of Contents](#)

[Index to Financial Statements](#)

**Potential Payments Upon Termination or Change in Control**

This section provides an estimate of the payments and benefits that would be paid to certain of our named executive officers, at March 31, 2012, upon voluntary termination or involuntary termination of employment without cause. This section, however, does not reflect any payments or benefits that would be paid to our salaried employees generally, including for example accrued salary and vacation pay; regular pension benefits under our qualified and non-qualified defined benefit plans; normal distribution of account balances under our qualified and non-qualified defined contribution plans; or normal retirement, death or disability benefits.

Name	Type of Payment	Voluntary Termination by Executive (\$)	Termination by Us without Cause (\$) (C) (D) (J)	Termination by Us without Cause or by Executive for Good Reason in Connection with Change in Control (\$) (E) (F)	Death or Disability (\$)	
<b>Philip Martens</b>	Short-Term Incentive Pay (A)	1,092,240	1,092,240	1,092,240	1,092,240	
	Long-Term Incentive Plan (B)	—	2,758,590	1,806,584	1,074,343	
	Severance	—	4,004,880	4,004,880	—	
	Retirement plans	—	190,232	190,232	—	
	Lump sum cash payment for continuation of health coverage (G)	—	28,219	28,219	—	
	Continued group life insurance coverage (H)	—	7,910	7,910	—	
	Tax Gross Up	—	—	— (I)	—	
	<b>Total</b>		<b>1,092,240</b>	<b>8,082,071</b>	<b>7,130,065</b>	<b>2,166,583</b>
<b>Steven Fisher</b>	Short-Term Incentive Pay (A)	375,000	375,000	375,000	375,000	
	Long-Term Incentive Plan (B)	131,633	1,269,295	1,092,626	934,458	
	Severance	—	750,000	1,750,001	—	
	Retirement plans	—	83,125	83,125	—	
	Lump sum cash payment for continuation of health coverage (G)	—	28,219	28,219	—	
	Continued group life insurance coverage (H)	—	3,749	3,749	—	
	<b>Total</b>		<b>506,633</b>	<b>2,509,388</b>	<b>3,332,720</b>	<b>1,309,458</b>
	<b>Tadeu Nardocci</b>	Short-Term Incentive Pay (A)	311,576	311,576	311,576	311,576
Long-Term Incentive Plan (B)		—	965,027	825,494	680,216	
Severance		—	719,020	1,581,843	—	
Retirement plans		—	104,304	104,304	—	
Lump sum cash payment for continuation of health coverage (G)		—	—	—	—	
Continued group life insurance coverage (H)		—	2,181	2,181	—	
<b>Total</b>			<b>311,576</b>	<b>2,102,108</b>	<b>2,825,398</b>	<b>991,792</b>
<b>Thomas Walpole</b>		Short-Term Incentive Pay (A)	199,500	199,500	199,500	199,500
	Long-Term Incentive Plan (B)	591,926	1,333,449	1,209,116	1,122,244	
	Severance	—	525,000	1,099,001	—	
	Retirement plans	—	232,289	232,289	—	
	Lump sum cash payment for continuation of health coverage (G)	—	—	—	—	
	Continued group life insurance coverage (H)	—	5,382	5,382	—	
	<b>Total</b>		<b>791,426</b>	<b>2,295,620</b>	<b>2,745,288</b>	<b>1,321,744</b>
	<b>Erwin Mayr</b>	Short-Term Incentive Pay (A)	268,971	268,971	268,971	268,971
Long-Term Incentive Plan (B)		316,317	743,841	828,123	749,364	
Severance		—	537,943	1,210,372	—	
Retirement plans		—	81,203	81,203	—	
Lump sum cash payment for continuation of health coverage (G)		—	—	—	—	
Continued group life insurance coverage (H)		—	1,884	1,884	—	
<b>Total</b>			<b>585,288</b>	<b>1,633,842</b>	<b>2,390,553</b>	<b>1,018,335</b>

(A) These amounts represent 100% of the executive's AIP opportunity for the fiscal year.

(B) These amounts reflect the estimated value of the SARs and RSUs granted pursuant to our long term incentive plans. In the case of a change in control of the Company any outstanding unvested SARs and RSUs would be fully vested. Full vesting would also occur in the event of death or disability for SARs. Partial prorated vesting would apply in the case of death or disability for the 2012 LTIP RSU's, or involuntary termination without cause for SARs and RSUs.

---

[Table of Contents](#)

[Index to Financial Statements](#)

- (C) These amounts would be paid pursuant to the executive's severance compensation agreement (or employment agreement in the case of Mr. Martens). Except for the retirement and life insurance benefits, these amounts would be paid in a single lump sum following termination of employment. The retirement benefit represents one additional year of benefit accrual or contribution credit, as applicable. The life insurance benefit represents the estimate value of coverage for one additional year.
- (D) Termination for "cause" means (i) the executive's conviction of any crime (whether or not involving the Company) constituting a felony in the applicable jurisdiction; (ii) willful and material violation of the Company's policies, including, but not limited to, those relating to sexual harassment and confidential information; (iii) willful misconduct in the performance of the executive's duties for the Company; or (iv) willful failure or refusal to perform the executive's material duties and responsibilities which is not remedied within ten days after written demand from the board of directors to remedy such failure or refusal.
- (E) Under the executive's change in control agreement, these amounts would be paid to the executive if his employment is terminated without cause, or he resigns for good reason, within 24 months of a change of control. Except for the retirement and life insurance benefits, these amounts would be paid in a single lump sum following termination of employment. The retirement benefit represents one additional year of benefit accrual or contribution credit, as applicable. The life insurance benefit represents the estimate value of coverage for one additional year.
- (F) See footnote (D) above for definition of "cause." Termination for "good reason" means (i) a material reduction in the executive's position, duties, reporting relationships, responsibilities, authority, or status with the Company; (ii) a reduction in the executive's base salary and target short term and long term incentive opportunities in effect on the date hereof or as the same may be increased from time to time; or (iii) a failure of the Company to comply with its obligations under the change in control agreement. A "change in control" means the first to occur of any of the following events: (i) any person or entity (excluding any person or entity affiliated with the Aditya Birla Group) is or becomes the beneficial owner, directly or indirectly through any parent entity of the Company or otherwise, of securities of the Company (not including in the securities beneficially owned by such person or entity any securities acquired directly from the Company or its affiliates, other than in connection with the acquisition by the Company or its affiliates of a business) representing 35% or more of either the then outstanding shares of common stock of the Company or the combined voting power of the Company's then outstanding securities; or (ii) the majority of the members of the Board of Directors of the Company is replaced during any 12-month period by directors whose appointment or election is not endorsed by a majority of the members of the Board prior to the date of the appointment or election; or (iii) the consummation of a merger or consolidation of the Company with any other entity not affiliated with the Aditya Birla Group, other than (a) a merger or consolidation which would result in the voting securities of the Company outstanding immediately prior to such merger or consolidation continuing to represent (either by remaining outstanding or by being converted into voting securities of the surviving entity or any parent thereof), in combination with the ownership of any trustee or other fiduciary holding securities under an employee benefit plan of the Company, 50% or more of the combined voting power of the voting securities of the Company or such surviving entity or any parent thereof outstanding immediately after such merger or consolidation, or (b) a merger or consolidation effected to implement a recapitalization of the Company (or similar transaction) in which no person or entity is or becomes the beneficial owner, directly or indirectly, of securities of the Company (not including in the securities beneficially owned by such person or entity any securities acquired directly from the Company or its affiliates, other than in connection with the acquisition by the Company or its affiliates of a business) representing 50% or more of either the then outstanding shares of common stock of the Company or the combined voting power of the Company's then outstanding securities; or (iv) the stockholders of the Company approve a plan of complete liquidation or dissolution; or (v) the sale or disposition of all or substantially all of the Company's assets, other than a sale or disposition by the Company of all or substantially all of its assets to a member of the Aditya Birla Group.
- (G) This amount is intended to assist the executive in paying post-employment health coverage and is equal to 12 months times the COBRA premium rate, grossed up for applicable taxes using an assumed tax rate of 40%. This amount would be paid in a single lump sum following termination of employment.
- (H) This amount represents the estimate value of one additional year of coverage under our group life insurance plan.
- (I) Under Mr. Marten's change in control agreement, the Company is required to reimburse him for any excise tax liability under Section 4999 of the U.S. Internal Revenue Code. We do not believe any such excise tax liability would have been imposed under Section 4999 had a change in control occurred on March 31, 2012.
- (J) In the event of a Termination for Cause, unvested SARs will lapse and employee will forfeit any vested SARs. All RSUs and Short Term Incentive awards will be forfeited.

---

[Table of Contents](#)

[Index to Financial Statements](#)

**Director Compensation for Fiscal 2012**

The Chairman of our board of directors is entitled to receive cash compensation equal to \$250,000 per year, and the Chair of our Audit Committee is entitled to receive \$175,000 per year. Each of our other directors is entitled to receive compensation equal to \$150,000 per year, plus an additional \$5,000 if he is a member of our Audit Committee. Directors' fees are paid in quarterly installments.

Since July 2008, two of our directors, Messrs. Birla and Stewart declined to receive the director compensation to which they are entitled. This year Mr. Stewart has elected to begin receiving again the director compensation to which he is entitled. All directors continue to receive reimbursement for out-of-pocket expenses associated with attending board and Committee meetings. The table below sets forth the total compensation received by our non-employee directors for fiscal 2012.

<u>Name</u>	<u>Fees Earned or Paid in Cash (\$)</u>
Kumar Mangalam Birla	—
D. Bhattacharya	155,000
Askaran K. Agarwala	150,000
Clarence J. Chandran	155,000
Donald A. Stewart	43,750

**Compensation Committee Interlocks and Insider Participation**

In fiscal 2012, only Independent Directors served on the Committee. Clarence J. Chandran was the Chairman of the Committee. The other Committee members during all or part of the year were Mr. D. Bhattacharya and Mr. Askaran Agarwala. During fiscal 2012, none of our executive officers served as:

- a member of the Committee (or other board committee performing equivalent functions or, in the absence of any such committee, the entire board of directors) of another entity, one of whose executive officers served on our Committee;
- a director of another entity, one of whose executive officers served on our Committee; or
- a member of the Committee (or other board committee performing equivalent functions or, in the absence of any such committee, the entire board of directors) of another entity, one of whose executive officers served as one of our directors.

**Item 12. Security Ownership of Certain Beneficial Owners and Management and Related Shareholder Matters**

On May 15, 2007, the Company was acquired by Hindalco through its indirect wholly-owned subsidiary AV Metals Inc. (Acquisition Sub) pursuant to a plan of arrangement (the Arrangement) entered into on February 10, 2007 and approved by the Ontario Superior Court of Justice on May 14, 2007.

Subsequent to completion of the Arrangement on May 15, 2007, all of our common shares were indirectly held by Hindalco.

**Item 13. Certain Relationships and Related Transactions and Director Independence**

In accordance with our Audit Committee charter, we maintain various policies and procedures that govern related party transactions. Pursuant to our Code of Conduct for the Board of Directors and Senior Managers, senior managers and directors of the company (a) must avoid any action that creates or appears to create, a conflict of interest between their own interest and the interest of the company, (b) cannot usurp corporate opportunities, and (c) must deal fairly with third parties. This policy is available on our website at [www.novelis.com](http://www.novelis.com). In addition, we have enacted procedures to monitor related party transactions by (x) identifying possible related parties through questions in our director and officer questionnaires, (y) determining whether we receive payments from or make payments to any of the identified related parties, and (z) if we determine payments are made or received, researching the nature of the interactions between the company and the related parties and ensuring that the related person does not have an interest in the transaction with the company. The Audit Committee is responsible for reviewing and approving the terms and conditions of all potential related party transactions that involve the company, one of our directors or executive officers or any of their immediate family members.

---

[Table of Contents](#)

[Index to Financial Statements](#)

On December 11, 2009, our wholly-owned subsidiary, Novelis U.K. Limited, entered into an agreement with Hindalco to sell certain equipment previously used in the operation of our aluminum sheet mill in Rogerstone, South Wales, U.K., which ceased operations in April 2009. Under the equipment purchase agreement, Hindalco paid Novelis U.K. Limited a purchase price of \$17 million, and in the year ended March 31, 2012, we provided ancillary technical assistance to Hindalco with respect to its use of the equipment.

On November 5, 2010, Novelis U.K. Limited entered into an agreement with Hindalco to sell certain aluminum rolling equipment previously used in the operation of our plant located at Bridgnorth, England. Under the arrangement, Hindalco paid Novelis U.K. Limited a purchase price of \$3 million, plus certain additional dismantling costs. In the year ended March 31, 2012, Hindalco purchased an additional \$5 million of equipment, and we provided ancillary technical assistance to Hindalco with respect to its use of the equipment.

On December 23, 2011, our subsidiary Novelis Korea Limited, entered into an agreement with Hindalco to sell aluminum coils produced by our Korean operations. In the year ended March 31, 2012, we sold \$5 million of aluminum coils to Hindalco under the agreement.

Because of the relationship three of our directors have with Hindalco, we consider these sales to be related party transactions.

---

[Table of Contents](#)

[Index to Financial Statements](#)

**Item 14. Principal Accountant Fees and Services**

PricewaterhouseCoopers LLP has served as our independent registered public accounting firm since our spin-off from Alcan on January 6, 2005. The following table shows fees and expenses paid to PricewaterhouseCoopers LLP for services rendered for the years ended March 31, 2012 and 2011:

	Year Ended March 31, 2012	Year Ended March 31, 2011
Audit fees(1)	\$7,051,484	\$7,285,374
Audit-Related Fees(2)	678,995	5,000
Tax Fees(3)	220,000	222,200
All Other Fees(4)	205,578	59,500
<b>Total</b>	<b>\$8,156,057</b>	<b>\$7,572,074</b>

- (1) Represent fees for professional services rendered and expenses incurred for the audit of the Company's annual financial statements, review of financial statements included in the Company's Form 10-Qs and services that are normally provided by PricewaterhouseCoopers LLP in connection with statutory and regulatory filings or engagements for those fiscal periods. In FY 2011 this fee also included services rendered in connection with hedge accounting and the debt refinancing.
- (2) Represent fees for assurance related services that are reasonably related to the performance of the audit or review of our consolidated financial statements and are not reported under "Audit Fees." In FY 2012, this fee includes due diligence related services.
- (3) Represent fees for services related to transfer pricing studies.
- (4) Represent fees for services performed over sustainability initiatives.

**Pre-Approval of Audit and Permissible Non-Audit Services**

The charter of the Audit Committee provides that the Committee is responsible for the pre-approval of all audit and permissible non-audit services to be performed by the independent auditors. The Audit Committee has adopted a policy for the pre-approval of services provided by the independent auditors. The policy gives detailed guidance to management as to the specific services that are eligible for general pre-approval and provides specific cost limits for certain services on an annual basis. Pursuant to the policy and the Audit Committee charter, the Audit Committee has granted to its chairman the authority to address any requests for pre-approval of individual services.

[Table of Contents](#)

[Index to Financial Statements](#)

**PART IV**

**Item 15. Exhibits and Financial Statement Schedules**

**1. Financial Statement Schedules**

None.

**2. Exhibits**

<u>Exhibit No.</u>	<u>Description</u>
2.1	Arrangement Agreement by and among Hindalco Industries Limited, AV Aluminum Inc. and Novelis Inc., dated as of February 10, 2007 (incorporated by reference to Exhibit 2.1 to our Current Report on Form 8-K filed on February 13, 2007 (File No. 001-32312))
3.1	Restated Certificate and Articles of Incorporation of Novelis Inc. (incorporated by reference to Exhibit 3.1 to our Current Report on Form 8-K filed on January 7, 2005 (File No. 001-32312))
3.2	Restated Certificate and Articles of Amalgamation of Novelis Inc. (incorporated by reference to Exhibit 3.1 to our Quarterly Report on Form 10-Q filed on November 10, 2010 (File No. 001-32312))
3.3	Novelis Inc. Amended and Restated Bylaws, adopted as of July 24, 2008 (incorporated by reference to Exhibit 3.2 to our Current Report on Form 8-K filed on July 25, 2008 (File No. 001-32312))
4.1	Specimen Certificate of Novelis Inc. Common Shares (incorporated by reference to Exhibit 4.2 to our Registration Statement on Form 10-12B filed on December 27, 2004 (File No. 001-32312))
4.2	Indenture, relating to the 7.25% Senior Notes due 2015, dated as of February 3, 2005, between the Company, the guarantors named on the signature pages thereto and The Bank of New York Trust Company, N.A., as trustee (incorporated by reference to Exhibit 4.1 to our Current Report on Form 8-K filed on February 3, 2005 (File No. 001-32312))
4.3	Form of Note for 7.25% Senior Notes due 2015 (incorporated by reference to Exhibit 4.1 to our Registration Statement on Form S-4 filed on August 3, 2005 (File No. 333-127139))
4.4	Supplemental Indenture, relating to the 7.25% Senior Notes due 2015, between the Company, Novelis Finances USA LLC, Novelis South America Holdings LLC, Aluminum Upstream Holdings LLC and the Bank of New York Trust Company, N.A., as trustee, dated as of November 29, 2006 (incorporated by reference to Exhibit 4.6 to our Post-Effective Amendment No. 1 to our Registration Statement on Form S-4 Registration Statement filed on December 1, 2006 (File No. 333-127139))
4.5	Supplemental Indenture, relating to the 7.25% Senior Notes due 2015, among the Company, Novelis No. 1 Limited Partnership, and the Bank of New York Trust Company, N.A., as trustee, dated as of May 14, 2007 (incorporated by reference to Exhibit 4.7 to our Annual Report on Form 10-K filed on June 29, 2009 (File No. 001-32312))
4.6	Supplemental Indenture, relating to the 7.25% Senior Notes due 2015, among the Company, Novelis Luxembourg SA, and The Bank of New York Mellon Trust Company, N.A., as trustee, dated as of January 29, 2008 (incorporated by reference to Exhibit 4.8 to our Annual Report on Form 10-K filed on June 29, 2009 (File No. 001-32312))
4.7	Supplemental Indenture, relating to the 7.25% Senior Notes due 2015, among the Company, Bellona-Trading Internacional, Sociedade Unipessoal, LDA, and The Bank of New York Mellon Trust Company, N.A., as trustee, dated as of June 26, 2008 (incorporated by reference to Exhibit 4.9 to our Annual Report on Form 10-K filed on June 29, 2009 (File No. 001-32312))
4.8	Supplemental Indenture, relating to the 7.25% Senior Notes due 2015, among the Company, Novelis Services Limited, and The Bank of New York Mellon Trust Company N.A., as trustee, dated as of July 10, 2008 (incorporated by reference to Exhibit 4.10 to our Annual Report on Form 10-K filed on June 29, 2009 (File No. 001-32312))
4.9	Supplemental Indenture, relating to the 7.25% Senior Notes due 2015, among the Company, Novelis PAE SAS, and The Bank of New York Mellon Trust Company N.A., as trustee, dated as of September 16, 2008 (incorporated by reference to Exhibit 4.11 to our Annual Report on Form 10-K filed on June 29, 2009 (File No. 001-32312))



---

[Table of Contents](#)

[Index to Financial Statements](#)

- 4.10 Supplemental Indenture, relating to the 7.25% Senior Notes due 2015, among the Company and The Bank of New York Trust Company N.A., as trustee, dated as of September 28, 2010 (incorporated by reference to Exhibit 4.1 to our Quarterly Report on Form 10-Q filed on November 10, 2010 (File No. 001-32312))
- 4.11 Supplemental Indenture, relating to the 7.25% Senior Notes due 2015, among the Company and The Bank of New York Trust Company N.A., as trustee, dated as of September 29, 2010 (incorporated by reference to Exhibit 4.3 to our Quarterly Report on Form 10-Q filed on November 10, 2010 (File No. 001-32312))
- 4.12 Supplemental Indenture, relating to the 7.25% Senior Notes due 2015, among the Company, Novelis North America Holdings Inc., Novelis Acquisitions LLC and The Bank of New York Mellon Trust Company, N.A., as trustee, dated as of December 14, 2010 (incorporated by reference to Exhibit 4.5 to our Quarterly Report on Form 10-Q filed on February 8, 2011 (File No. 001-32312))
- 4.13 Supplemental Indenture, relating to the 7.25% Senior Notes due 2015, among the Company and the Bank of New York Mellon Trust Company, as trustee, dated as of December 17, 2010 (incorporated by reference to Exhibit 4.6 to our Current Report on Form 8-K filed on December 17, 2010 (File No. 001-32312))
- 4.14 Indenture, relating to the 8.375% Senior Notes due 2017, dated as of December 17, 2010, between Novelis Inc., the guarantors named on the signature pages thereto and The Bank of New York Mellon Trust Company, N.A., as trustee (incorporated by reference to Exhibit 4.1 to our Current Report on Form 8-K filed on December 17, 2010 (File No. 001-32312))
- 4.15 Indenture, relating to the 8.75% Senior Notes due 2020, dated as of December 17, 2010, between Novelis Inc., the guarantors named on the signature pages thereto and The Bank of New York Mellon Trust Company, N.A., as trustee (incorporated by reference to Exhibit 4.2 to our Current Report on Form 8-K filed on December 17, 2010 (File No. 001-32312))
- 4.16 Form of 8.375% Senior Note due 2017 (incorporated by reference to Exhibit 4.3 to our Current Report on Form 8-K filed on December 17, 2010 (File No. 001-32312))
- 4.17 Form of 8.75% Senior Note due 2020 (incorporated by reference to Exhibit 4.4 to our Current Report on Form 8-K filed on December 17, 2010 (File No. 001-32312))
- 4.18 Supplemental Indenture, relating to the 8.375% Senior Notes due 2017, among the Company, the guarantor named on the signature page thereto and The Bank of New York Mellon Trust Company, N.A., as trustee, dated as of December 7, 2011 (incorporated by reference to Exhibit 4.1 to our Quarterly Report on Form 10-Q filed on February 8, 2012 (File No. 001-32312))
- 4.19 Supplemental Indenture, relating to the 8.75% Senior Notes due 2017, among the Company, the guarantor named on the signature page thereto and The Bank of New York Mellon Trust Company, N.A., as trustee, dated as of December 7, 2011 (incorporated by reference to Exhibit 4.2 to our Quarterly Report on Form 10-Q filed on February 8, 2012 (File No. 001-32312))
- 4.20 Supplemental Indenture, relating to the 8.375% Senior Notes due 2017, among Novelis Inc., Novelis Delaware LLC, and The Bank of New York Mellon Trust Company, N.A., as Trustee, dated as of March 27, 2012
- 4.21 Supplemental Indenture, relating to the 8.75% Senior Notes due 2020, among Novelis Inc., Novelis Delaware LLC, and The Bank of New York Mellon Trust Company, N.A., as Trustee, dated as of March 27, 2012
- 4.22 Supplemental Indenture, relating to the 8.375% Senior Notes due 2017, among Novelis Inc., 8018243 Canada Limited, and The Bank of New York Mellon Trust Company, N.A., as Trustee, dated as of March 27, 2012
- 4.23 Supplemental Indenture, relating to the 8.75% Senior Notes due 2020, among Novelis Inc., 8018243 Canada Limited, and The Bank of New York Mellon Trust Company, N.A., as Trustee, dated as of March 27, 2012
- 10.1 \$800 million asset-based lending credit facility dated as of December 17, 2010 among Novelis Inc., as Parent Borrower, Novelis Corporation, Novelis PAE Corporation, Novelis Brand LLC, Novelis South America Holdings LLC, Aluminum Upstream Holdings LLC, as U.S. Borrowers, Novelis UK Limited, AV Metals Inc., and the other loan parties from time to time party thereto, the lenders from time to time party thereto, the Collateral Agent, Bank of America, N.A., as Issuing Bank, U.S. Swingline Lender and Administrative Agent, The Royal Bank of Scotland plc, as European Swingline Lender, and the other parties from time to time party thereto (incorporated by reference to Exhibit 10.1 to our Quarterly Report on Form 10-Q filed on February 8, 2011 (File No. 001-32312))
- 10.2 \$1.5 billion term loan facility dated as of December 17, 2010 among Novelis Inc., as Borrower, AV Metals Inc., as Holdings, and the other guarantors party thereto, with the lenders party thereto, Bank of America, N.A., as administrative agent, JPMorgan Chase Bank, N.A., as syndication agent, Citibank, N.A., The Royal Bank of Scotland PLC and UBS AG, Stamford Branch, as co-documentation agents, and Merrill Lynch, Pierce, Fenner and Smith Incorporated and J.P. Morgan Securities LLC, as joint lead arrangers and Merrill Lynch, Pierce, Fenner and Smith Incorporated, J.P. Morgan Securities LLC, Citigroup Global Markets Inc., RBS Securities Inc. and UBS Securities LLC, as joint bookrunners (incorporated by reference to Exhibit 10.2 to our Quarterly Report on Form 10-Q filed on February 8, 2011 (File No. 001-32312))
- 10.3 Amendment No. 1 to Credit Agreement, dated as of March 10, 2011, among Novelis Inc., as borrower, AV Metals Inc., as holdings, and the other loan parties party thereto, the lenders party thereto, Bank of America, N.A., as administrative agent, and Merrill Lynch, Pierce, Fenner and Smith Incorporated, Citigroup Global Markets Inc. and UBS Securities LLC, as joint lead arrangers and joint bookrunners (incorporated by reference to Exhibit 10.1 to our Current Report on Form 8-K filed on March 14, 2011 (File No. 001-32312))

---

## [Table of Contents](#)

### [Index to Financial Statements](#)

- 10.4 Intercreeitor Agreement dated as of December 17, 2010 by and among Novelis Inc., Novelis Corporation, Novelis PAE Corporation, Novelis Brand LLC, Novelis South America Holdings LLC, Aluminum Upstream Holdings LLC, Novelis UK Limited, AV Metals Inc., and the subsidiary guarantors party thereto, as grantors, Bank of America, N.A., as revolving credit administrative agent, revolving credit collateral agent, Term Loan administrative agent, and Term Loan collateral agent (incorporated by reference to Exhibit 10.3 to our Quarterly Report on Form 10-Q filed on February 8, 2011 (File No. 001-32312))
- 10.5 Security Agreement made by Novelis Inc., as Parent Borrower, Novelis Corporation, Novelis PAE Corporation, Novelis Brand LLC, Novelis South America Holdings LLC, Aluminum Upstream Holdings LLC, as U.S. Borrowers and the guarantors from time to time party thereto in favor of Bank of America, N.A., as collateral agent dated as of December 17, 2010 (incorporated by reference to Exhibit 10.4 to our Quarterly Report on Form 10-Q filed on February 8, 2011) (File No. 001-32312))
- 10.6 Security Agreement made by Novelis Inc., as the Borrower and the guarantors from time to time party thereto in favor of Bank of America, N.A., as collateral agent dated as of December 17, 2010 (incorporated by reference to Exhibit 10.5 to our Quarterly Report on Form 10-Q filed on February 8, 2011) (File No. 001-32312))
- 10.7 \$225 million Increase Joinder Agreement dated as of December 7, 2011 among Novelis, Inc., AV Metals Inc. The Third Party Security Providers named therein and Bank of America, N.A., as Administrative Agent under the Credit Agreements (incorporated by reference to Exhibit 10.1 to our Quarterly Report on Form 10-Q filed on February 8, 2012 (File No. 001-32312))
- 10.8\*\* Amended and Restated Metal Supply Agreement between Novelis Inc., as Purchaser, and Alcan Inc., as Supplier, for the supply of re-melt aluminum ingot (incorporated by reference to Exhibit 10.6 to our Annual Report on Form 10-K filed on June 19, 2008 (File No. 001-32312))
- 10.9\*\* Amended and Restated Molten Metal Supply Agreement between Novelis Inc., as Purchaser, and Alcan Inc., as Supplier, for the supply of molten metal to Purchaser's Saguenay Works facility) (incorporated by reference to Exhibit 10.7 to our Annual Report on Form 10-K filed on June 19, 2008 (File No. 001-32312))
- 10.10\*\* Metal Supply Agreement between Novelis Inc., as Purchaser, and Rio Tinto Alcan Inc., as Supplier, for the supply of sheet ingot in North America, dated October 26, 2011
- 10.11\*\* Amended and Restated Metal Supply Agreement between Novelis Inc., as Purchaser, and Alcan Inc., as Supplier, for the supply of sheet ingot in Europe (incorporated by reference to Exhibit 10.9 to our Annual Report on Form 10-K filed on June 19, 2008) (File No. 001-32312))
- 10.12\* Employment Arrangement between Steven Fisher and Novelis Inc. (incorporated by reference to our Current Report on Form 8-K filed on May 21, 2007 and our Current Report on Form 8-K/A filed on August 15, 2007 (File No. 001-32312))
- 10.13\* Letter Agreement, dated October 20, 2006, by and between Novelis Inc. and Thomas Walpole (incorporated by reference to Exhibit 10.1 to our Current Report on Form 8-K filed on October 26, 2006 (File No. 001-32312))
- 10.14\* Form of Indemnity Agreement between Novelis Inc. and Members of the Board of Directors of Novelis Inc. (incorporated by reference to Exhibit 10.1 to our Current Report on Form 8-K filed on May 21, 2007 (File No. 001-32312))
- 10.15\* Form of Indemnity Agreement between Novelis Inc. and certain executive officers dated as of June 27, 2007 (incorporated by reference to Exhibit 10.1 to our Current Report on Form 8-K filed on June 28, 2007 (File No. 001-32312))
- 10.16\* Employment Agreement of Jean-Marc Germain dated as of April 28, 2008 (incorporated by reference to Exhibit 10.1 to our Quarterly Report on Form 10-Q filed on August 14, 2008 (File No. 001-32312))
- 10.17\* Form of Novelis Long-Term Incentive Plan for Fiscal 2009-2012 (incorporated by reference to Exhibit 10.2 to our Quarterly Report on Form 10-Q filed on August 14, 2008 (File No. 001-32312))
- 10.18\* Employment Agreement of Alexandre Moreira Martins de Almeida dated as of August 8, 2008 (incorporated by reference to Exhibit 10.1 to our Quarterly Report on Form 10-Q filed on November 10, 2008 (File No. 001-32312))
- 10.19\* Amended Novelis Long-Term Incentive Plan for Fiscal 2009-2012 (incorporated by reference to Exhibit 10.2 to our Quarterly Report on Form 10-Q filed on February 17, 2009 (File No. 001-32312))
- 10.20\* Employment Agreement of Philip Martens, dated as of April 11, 2009 (incorporated by reference to Exhibit 10.36 to our Annual Report on Form 10-K filed on June 29, 2009 (File No. 001-32312))

---

[Table of Contents](#)

[Index to Financial Statements](#)

10.21*	Novelis 2011 Long-term Incentive Plan (incorporated by reference to Exhibit 10.1 to our Current Report on Form 8-K filed on May 18, 2010 (File No. 001-32312))
10.22*	Novelis 2011 Annual Incentive Plan (incorporated by reference to Exhibit 10.2 to our Current Report on Form 8-K filed on May 18, 2010 (File No. 001-32312))
10.23*	Form Severance Agreement (incorporated by reference to Exhibit 10.4 to our Current Report on Form 8-K filed on July 1, 2009 (File No. 001-32312))
10.24*	Employment Agreement between Novelis Inc. and Antonio Tadeu Coelho Nardocci dated September 4, 2009 (incorporated by reference to Exhibit 10.1 to our Current Report on Form 8-K/A filed on September 9, 2009 (File No. 001-32312))
10.25*	Employment Agreement between Novelis Inc. and Erwin Mayr, dated as of September 17, 2009 (incorporated by reference in Exhibit 10.29 of our Annual Report on Form 10-K filed May 26, 2011 ) File No. 001-32312))
10.26	Registration Rights Agreement relating to the 8.375% Senior Notes due 2017, dated as of December 17, 2010 among the Company, the guarantors named on the signature pages thereto and Citigroup Global Markets Inc., as representative of the initial purchasers (incorporated by reference to Exhibit 10.1 to our Current Report on Form 8-K filed on December 17, 2010 (File No. 001-32312))
10.27	Registration Rights Agreement relating to the 8.75% Notes Senior Notes due 2020, dated as of December 17, 2010 among the Company, the guarantors named on the signature pages thereto and Citigroup Global Markets Inc., as representative of the initial purchasers (incorporated by reference to Exhibit 10.2 to our Current Report on Form 8-K filed on December 17, 2010 (File No. 001-32312)).
10.28*	Employment Contract between Novelis Do Brasil Ltda. and Marco Antonio Palmieri dated August 8, 2011 (incorporated by reference to Exhibit 10.1 to our Quarterly Report on Form 10-Q filed on November 9, 2011 (File No. 001-32312))
10.29*	Novelis 2012 Long-Term Incentive Plan (incorporated by reference to Exhibit 10.1 to our Current Report on Form 8-K filed on May 26, 2011 (File No. 001-32312))
10.30*	Novelis 2012 Annual Incentive Plan (incorporated by reference to Exhibit 10.2 to our Current Report on Form 8-K filed on May 26, 2011 (File No. 001-32312))
10.31*	Novelis Supplementary Pension Plan dated January 1, 2012
10.32*	Employment Agreement between Novelis Inc. and Shashi Maudgal dated February 23, 2012
10.33*	Form of Change in Control Agreement between Novelis Inc. and certain executive officers
10.34*	Form of Change in Control Agreement between Novelis Inc. and certain executive officers
21.1	List of Subsidiaries of Novelis Inc.
31.1	Section 302 Certification of Principal Executive Officer
31.2	Section 302 Certification of Principal Financial Officer
32.1	Section 906 Certification of Principal Executive Officer
32.2	Section 906 Certification of Principal Financial Officer
101.INS	XBRL Instance Document
101.SCH	XBRL Taxonomy Extension Schema Document
101.CAL	XBRL Taxonomy Extension Calculation Linkbase
101.DEF	XBRL Taxonomy Extension Definition Linkbase
101.LAB	XBRL Taxonomy Extension Label Linkbase
101.PRE	XBRL Taxonomy Extension Presentation Linkbase

\* Indicates a management contract or compensatory plan or arrangement.

\*\* Confidential treatment requested for certain portions of this Exhibit, which portions have been omitted and filed separately with the Securities and Exchange Commission.

**SIGNATURES**

Pursuant to the requirements of Section 13 or 15(d) of the Securities Exchange Act of 1934, the registrant has duly caused this report to be signed on its behalf by the undersigned, thereunto duly authorized.

NOVELIS INC.

By: /s/ Philip Martens

Name: Philip Martens

Title: President and Chief Executive Officer

Date: May 24, 2012

Pursuant to the requirements of the Securities Exchange Act of 1934, this report has been signed below by the following persons on behalf of the registrant and in the capacities and on the dates indicated.

<u>/s/ Philip Martens</u> Philip Martens	(Principal Executive Officer)	Date: May 24, 2012
<u>/s/ Steven Fisher</u> Steven Fisher	(Principal Financial Officer)	Date: May 24, 2012
<u>/s/ Robert Nelson</u> Robert Nelson	(Principal Accounting Officer)	Date: May 24, 2012
<u>/s/ Kumar Mangalam Birla</u> Kumar Mangalam Birla	(Chairman of the Board of Directors)	Date: May 24, 2012
<u>/s/ Askaran Agarwala</u> Askaran Agarwala	(Director)	Date: May 24, 2012
<u>/s/ Debnarayan Bhattacharya</u> Debnarayan Bhattacharya	(Director)	Date: May 24, 2012
<u>/s/ Clarence J. Chandran</u> Clarence J. Chandran	(Director)	Date: May 24, 2012
<u>/s/ Donald A. Stewart</u> Donald A. Stewart	(Director)	Date: May 24, 2012

[Table of Contents](#)

[Index to Financial Statements](#)

**EXHIBIT INDEX**

<u>Exhibit No.</u>	<u>Description</u>
2.1	Arrangement Agreement by and among Hindalco Industries Limited, AV Aluminum Inc. and Novelis Inc., dated as of February 10, 2007 (incorporated by reference to Exhibit 2.1 to our Current Report on Form 8-K filed on February 13, 2007 (File No. 001-32312))
3.1	Restated Certificate and Articles of Incorporation of Novelis Inc. (incorporated by reference to Exhibit 3.1 to our Current Report on Form 8-K filed on January 7, 2005 (File No. 001-32312))
3.2	Restated Certificate and Articles of Amalgamation of Novelis Inc. (incorporated by reference to Exhibit 3.1 to our Quarterly Report on Form 10-Q filed on November 10, 2010 (File No. 001-32312))
3.3	Novelis Inc. Amended and Restated Bylaws, adopted as of July 24, 2008 (incorporated by reference to Exhibit 3.2 to our Current Report on Form 8-K filed on July 25, 2008 (File No. 001-32312))
4.1	Specimen Certificate of Novelis Inc. Common Shares (incorporated by reference to Exhibit 4.2 to our Registration Statement on Form 10-12B filed on December 27, 2004 (File No. 001-32312))
4.2	Indenture, relating to the 7.25% Senior Notes due 2015, dated as of February 3, 2005, between the Company, the guarantors named on the signature pages thereto and The Bank of New York Trust Company, N.A., as trustee (incorporated by reference to Exhibit 4.1 to our Current Report on Form 8-K filed on February 3, 2005 (File No. 001-32312))
4.3	Form of Note for 7.25% Senior Notes due 2015 (incorporated by reference to Exhibit 4.1 to our Registration Statement on Form S-4 filed on August 3, 2005 (File No. 333-127139))
4.4	Supplemental Indenture, relating to the 7.25% Senior Notes due 2015, between the Company, Novelis Finances USA LLC, Novelis South America Holdings LLC, Aluminum Upstream Holdings LLC and the Bank of New York Trust Company, N.A., as trustee, dated as of November 29, 2006 (incorporated by reference to Exhibit 4.6 to our Post-Effective Amendment No. 1 to our Registration Statement on Form S-4 Registration Statement filed on December 1, 2006 (File No. 333-127139))
4.5	Supplemental Indenture, relating to the 7.25% Senior Notes due 2015, among the Company, Novelis No. 1 Limited Partnership, and the Bank of New York Trust Company, N.A., as trustee, dated as of May 14, 2007 (incorporated by reference to Exhibit 4.7 to our Annual Report on Form 10-K filed on June 29, 2009 (File No. 001-32312))
4.6	Supplemental Indenture, relating to the 7.25% Senior Notes due 2015, among the Company, Novelis Luxembourg SA, and The Bank of New York Mellon Trust Company, N.A., as trustee, dated as of January 29, 2008 (incorporated by reference to Exhibit 4.8 to our Annual Report on Form 10-K filed on June 29, 2009 (File No. 001-32312))
4.7	Supplemental Indenture, relating to the 7.25% Senior Notes due 2015, among the Company, Bellona-Trading Internacional, Sociedade Unipessoal, LDA, and The Bank of New York Mellon Trust Company, N.A., as trustee, dated as of June 26, 2008 (incorporated by reference to Exhibit 4.9 to our Annual Report on Form 10-K filed on June 29, 2009 (File No. 001-32312))
4.8	Supplemental Indenture, relating to the 7.25% Senior Notes due 2015, among the Company, Novelis Services Limited, and The Bank of New York Mellon Trust Company N.A., as trustee, dated as of July 10, 2008 (incorporated by reference to Exhibit 4.10 to our Annual Report on Form 10-K filed on June 29, 2009 (File No. 001-32312))
4.9	Supplemental Indenture, relating to the 7.25% Senior Notes due 2015, among the Company, Novelis PAE SAS, and The Bank of New York Mellon Trust Company N.A., as trustee, dated as of September 16, 2008 (incorporated by reference to Exhibit 4.11 to our Annual Report on Form 10-K filed on June 29, 2009 (File No. 001-32312))
4.10	Supplemental Indenture, relating to the 7.25% Senior Notes due 2015, among the Company and The Bank of New York Trust Company N.A., as trustee, dated as of September 28, 2010 (incorporated by reference to Exhibit 4.1 to our Quarterly Report on Form 10-Q filed on November 10, 2010 (File No. 001-32312))
4.11	Supplemental Indenture, relating to the 7.25% Senior Notes due 2015, among the Company and The Bank of New York Trust Company N.A., as trustee, dated as of September 29, 2010 (incorporated by reference to Exhibit 4.3 to our Quarterly Report on Form 10-Q filed on November 10, 2010 (File No. 001-32312))

---

[Table of Contents](#)

[Index to Financial Statements](#)

- 4.12 Supplemental Indenture, relating to the 7.25% Senior Notes due 2015, among the Company, Novelis North America Holdings Inc., Novelis Acquisitions LLC and The Bank of New York Mellon Trust Company, N.A., as trustee, dated as of December 14, 2010 (incorporated by reference to Exhibit 4.5 to our Quarterly Report on Form 10-Q filed on February 8, 2011 (File No. 001-32312))
- 4.13 Supplemental Indenture, relating to the 7.25% Senior Notes due 2015, among the Company and the Bank of New York Mellon Trust Company, as trustee, dated as of December 17, 2010 (incorporated by reference to Exhibit 4.6 to our Current Report on Form 8-K filed on December 17, 2010 (File No. 001-32312))
- 4.14 Indenture, relating to the 8.375% Senior Notes due 2017, dated as of December 17, 2010, between Novelis Inc., the guarantors named on the signature pages thereto and The Bank of New York Mellon Trust Company, N.A., as trustee (incorporated by reference to Exhibit 4.1 to our Current Report on Form 8-K filed on December 17, 2010 (File No. 001-32312))
- 4.15 Indenture, relating to the 8.75% Senior Notes due 2020, dated as of December 17, 2010, between Novelis Inc., the guarantors named on the signature pages thereto and The Bank of New York Mellon Trust Company, N.A., as trustee (incorporated by reference to Exhibit 4.2 to our Current Report on Form 8-K filed on December 17, 2010 (File No. 001-32312))
- 4.16 Form of 8.375% Senior Note due 2017 (incorporated by reference to Exhibit 4.3 to our Current Report on Form 8-K filed on December 17, 2010 (File No. 001-32312))
- 4.17 Form of 8.75% Senior Note due 2020 (incorporated by reference to Exhibit 4.4 to our Current Report on Form 8-K filed on December 17, 2010 (File No. 001-32312))
- 4.18 Supplemental Indenture relating to the 8.375% Senior Notes due 2017, dated as of December 7, 2011 between Novelis Inc., the guarantor named on the signature page thereto and The Bank of New York Mellon Trust Company, N.A., as Trustee.
- 4.19 Supplemental Indenture relating to the 8.75% Senior Notes due 2020, dated as of December 7, 2011 between Novelis Inc., the guarantor named on the signature page thereto and The Bank of New York Mellon Trust Company, N.A., as Trustee.
- 4.20 Supplemental Indenture, relating to the 8.375% Senior Notes due 2017, among Novelis Inc., Novelis Delaware LLC, and The Bank of New York Mellon Trust Company, N.A., as Trustee, dated as of March 27, 2012
- 4.21 Supplemental Indenture, relating to the 8.75% Senior Notes due 2020, among Novelis Inc., Novelis Delaware LLC, and The Bank of New York Mellon Trust Company, N.A., as Trustee dated as of March 27, 2012
- 4.22 Supplemental Indenture, relating to the 8.375% Senior Notes due 2017, among Novelis Inc., 8018243 Canada Limited, and The Bank of New York Mellon Trust Company, N.A., as Trustee, dated as of March 27, 2012
- 4.23 Supplemental Indenture, relating to the 8.75% Senior Notes due 2020, among Novelis Inc., 8018243 Canada Limited, and The Bank of New York Mellon Trust Company, N.A., as Trustee dated as of March 27, 2012
- 10.1 \$800 million asset-based lending credit facility dated as of December 17, 2010 among Novelis Inc., as Parent Borrower, Novelis Corporation, Novelis PAE Corporation, Novelis Brand LLC, Novelis South America Holdings LLC, Aluminum Upstream Holdings LLC, as U.S. Borrowers, Novelis UK Limited, AV Metals Inc., and the other loan parties from time to time party thereto, the lenders from time to time party thereto, the Collateral Agent, Bank of America, N.A., as Issuing Bank, U.S. Swingline Lender and Administrative Agent, The Royal Bank of Scotland plc, as European Swingline Lender, and the other parties from time to time party thereto (incorporated by reference to Exhibit 10.1 to our Quarterly Report on Form 10-Q filed on February 8, 2011 (File No. 001-32312))
- 10.2 \$1.5 billion term loan facility dated as of December 17, 2010 among Novelis Inc., as Borrower, AV Metals Inc., as Holdings, and the other guarantors party thereto, with the lenders party thereto, Bank of America, N.A., as administrative agent, JPMorgan Chase Bank, N.A., as syndication agent, Citibank, N.A., The Royal Bank of Scotland PLC and UBS AG, Stamford Branch, as co-documentation agents, and Merrill Lynch, Pierce, Fenner and Smith Incorporated and J.P. Morgan Securities LLC, as joint lead arrangers and Merrill Lynch, Pierce, Fenner and Smith Incorporated, J.P. Morgan Securities LLC, Citigroup Global Markets Inc., RBS Securities Inc. and UBS Securities LLC, as joint bookrunners (incorporated by reference to Exhibit 10.2 to our Quarterly Report on Form 10-Q filed on February 8, 2011 (File No. 001-32312))
- 10.3 Amendment No. 1 to Credit Agreement, dated as of March 10, 2011, among Novelis Inc., as borrower, AV Metals Inc., as holdings, and the other loan parties party thereto, the lenders party thereto, Bank of America, N.A., as administrative agent, and Merrill Lynch, Pierce, Fenner and Smith Incorporated, Citigroup Global Markets Inc. and UBS Securities LLC, as joint lead arrangers and joint bookrunners (incorporated by reference to Exhibit 10.1 to our Current Report on Form 8-K filed on March 14, 2011 (File No. 001-32312))
- 10.4 Intercreditor Agreement dated as of December 17, 2010 by and among Novelis Inc., Novelis Corporation, Novelis PAE Corporation, Novelis Brand LLC, Novelis South America Holdings LLC, Aluminum Upstream Holdings LLC, Novelis UK Limited, AV Metals Inc., and the subsidiary guarantors party thereto, as grantors, Bank of America, N.A., as revolving credit administrative agent, revolving credit collateral agent, Term Loan administrative agent, and Term Loan collateral agent (incorporated by reference to Exhibit 10.3 to our Quarterly Report on Form 10-Q filed on February 8, 2011 (File No. 001-32312))
- 10.5 Security Agreement made by Novelis Inc., as Parent Borrower, Novelis Corporation, Novelis PAE Corporation, Novelis Brand LLC, Novelis South America Holdings LLC, Aluminum Upstream Holdings LLC, as U.S. Borrowers and the guarantors from time to time party thereto in favor of Bank of America, N.A., as collateral agent dated as of December 17, 2010 (incorporated by reference to Exhibit 10.4 to our Quarterly Report on Form 10-Q filed on February 8, 2011) (File No. 001-32312))

---

[Table of Contents](#)

[Index to Financial Statements](#)

- 10.6 Security Agreement made by Novelis Inc., as the Borrower and the guarantors from time to time party thereto in favor of Bank of America, N.A., as collateral agent dated as of December 17, 2010 (incorporated by reference to Exhibit 10.5 to our Quarterly Report on Form 10-Q filed on February 8, 2011) (File No. 001-32312))
- 10.7 \$225 million Increase Joinder Agreement dated as of December 7, 2011 among Novelis, Inc., AV Metals Inc. the Third Party Security Providers named therein and Bank of America, N.A., as Administrative Agent under the Credit Agreements (incorporated by reference to Exhibit 10.1 to our Quarterly Report on Form 10-Q filed on February 8, 2012 (File No. 001-32312))
- 10.8\*\* Amended and Restated Metal Supply Agreement between Novelis Inc., as Purchaser, and Alcan Inc., as Supplier, for the supply of re-melt aluminum ingot (incorporated by reference to Exhibit 10.6 to our Annual Report on Form 10-K filed on June 19, 2008 (File No. 001-32312))
- 10.9\*\* Amended and Restated Molten Metal Supply Agreement between Novelis Inc., as Purchaser, and Alcan Inc., as Supplier, for the supply of molten metal to Purchaser's Saguenay Works facility) (incorporated by reference to Exhibit 10.7 to our Annual Report on Form 10-K filed on June 19, 2008 (File No. 001-32312))
- 10.10\*\* Metal Supply Agreement between Novelis Inc., as Purchaser, and Rio Tinto Alcan Inc., as Supplier, for the supply of sheet ingot in North America dated October 26, 2011
- 10.11\*\* Amended and Restated Metal Supply Agreement between Novelis Inc., as Purchaser, and Alcan Inc., as Supplier, for the supply of sheet ingot in Europe (incorporated by reference to Exhibit 10.9 to our Annual Report on Form 10-K filed on June 19, 2008) (File No. 001-32312))
- 10.12\* Employment Arrangement between Steven Fisher and Novelis Inc. (incorporated by reference to our Current Report on Form 8-K filed on May 21, 2007 and our Current Report on Form 8-K/A filed on August 15, 2007 (File No. 001-32312))
- 10.13\* Letter Agreement, dated October 20, 2006, by and between Novelis Inc. and Thomas Walpole (incorporated by reference to Exhibit 10.1 to our Current Report on Form 8-K filed on October 26, 2006 (File No. 001-32312))
- 10.14\* Form of Indemnity Agreement between Novelis Inc. and Members of the Board of Directors of Novelis Inc. (incorporated by reference to Exhibit 10.1 to our Current Report on Form 8-K filed on May 21, 2007 (File No. 001-32312))
- 10.15\* Form of Indemnity Agreement between Novelis Inc. and certain executive officers dated as of June 27, 2007 (incorporated by reference to Exhibit 10.1 to our Current Report on Form 8-K filed on June 28, 2007 (File No. 001-32312))
- 10.16\* Employment Agreement of Jean-Marc Germain dated as of April 28, 2008 (incorporated by reference to Exhibit 10.1 to our Quarterly Report on Form 10-Q filed on August 14, 2008 (File No. 001-32312))
- 10.17\* Form of Novelis Long-Term Incentive Plan for Fiscal 2009-2012 (incorporated by reference to Exhibit 10.2 to our Quarterly Report on Form 10-Q filed on August 14, 2008 (File No. 001-32312))
- 10.18\* Employment Agreement of Alexandre Moreira Martins de Almeida dated as of August 8, 2008 (incorporated by reference to Exhibit 10.1 to our Quarterly Report on Form 10-Q filed on November 10, 2008 (File No. 001-32312))
- 10.19\* Amended Novelis Long-Term Incentive Plan for Fiscal 2009-2012 (incorporated by reference to Exhibit 10.2 to our Quarterly Report on Form 10-Q filed on February 17, 2009 (File No. 001-32312))
- 10.20\* Employment Agreement of Philip Martens, dated as of April 11, 2009 (incorporated by reference to Exhibit 10.36 to our Annual Report on Form 10-K filed on June 29, 2009 (File No. 001-32312))
- 10.21\* Novelis 2011 Long-term Incentive Plan (incorporated by reference to Exhibit 10.1 to our Current Report on Form 8-K filed on May 18, 2010 (File No. 001-32312))
- 10.22\* Novelis 2011 Annual Incentive Plan (incorporated by reference to Exhibit 10.2 to our Current Report on Form 8-K filed on May 18, 2010 (File No. 001-32312))
- 10.23\* Form Severance Agreement (incorporated by reference to Exhibit 10.4 to our Current Report on Form 8-K filed on July 1, 2009 (File No. 001-32312))
- 10.24\* Employment Agreement between Novelis Inc. and Antonio Tadeu Coelho Nardocci dated September 4, 2009 (incorporated by reference to Exhibit 10.1 to our Current Report on Form 8-K/A filed on September 9, 2009 (File No. 001-32312))



---

[Table of Contents](#)

[Index to Financial Statements](#)

10.25*	Employment Agreement between Novelis Inc. and Erwin Mayr, dated as of September 17, 2009 (incorporated by reference in Exhibit 10.29 of our Annual Report on Form 10-K filed May 26, 2011 ) File No. 001-32312))
10.26	Registration Rights Agreement relating to the 8.375% Senior Notes due 2017, dated as of December 17, 2010 among the Company, the guarantors named on the signature pages thereto and Citigroup Global Markets Inc., as representative of the initial purchasers (incorporated by reference to Exhibit 10.1 to our Current Report on Form 8-K filed on December 17, 2010 (File No. 001-32312))
10.27	Registration Rights Agreement relating to the 8.75% Notes Senior Notes due 2020, dated as of December 17, 2010 among the Company, the guarantors named on the signature pages thereto and Citigroup Global Markets Inc., as representative of the initial purchasers (incorporated by reference to Exhibit 10.2 to our Current Report on Form 8-K filed on December 17, 2010 (File No. 001-32312))
10.28*	Employment Contract between Novelis Do Brasil Ltda. and Marco Antonio Palmieri dated August 8, 2011 (incorporated by reference to Exhibit 10.1 to our Quarterly Report on Form 10-Q filed on November 9, 2011 (File No. 001-32312))
10.29*	Novelis 2012 Long-Term Incentive Plan (incorporated by reference to Exhibit 10.1 to our Current Report on Form 8-K filed on May 26, 2011 (File No. 001-32312))
10.30*	Novelis 2012 Annual Incentive Plan (incorporated by reference to Exhibit 10.2 to our Current Report on Form 8-K filed on May 26, 2011 (File No. 001-32312))
10.31*	Novelis Supplementary Pension Plan dated January 1, 2012
10.32*	Employment Agreement between Novelis Inc. and Shashi Maudgal dated February 23, 2012
10.33*	Form of Change in Control Agreement between Novelis Inc. and certain executive officers
10.34*	Form of Change in Control Agreement between Novelis Inc. and certain executive officers
21.1	List of subsidiaries of Novelis Inc.
31.1	Section 302 Certification of Principal Executive Officer
31.2	Section 302 Certification of Principal Financial Officer
32.1	Section 906 Certification of Principal Executive Officer
32.2	Section 906 Certification of Principal Financial Officer
101.INS	XBRL Instance Document
101.SCH	XBRL Taxonomy Extension Schema Document
101.CAL	XBRL Taxonomy Extension Calculation Linkbase
101.DEF	XBRL Taxonomy Extension Definition Linkbase
101.LAB	XBRL Taxonomy Extension Label Linkbase
101.PRE	XBRL Taxonomy Extension Presentation Linkbase

\* Indicates a management contract or compensatory plan or arrangement.

\*\* Confidential treatment requested for certain portions of this Exhibit, which portions have been omitted and filed separately with the Securities and Exchange Commission.



## SUPPLEMENTAL INDENTURE

This Supplemental Indenture, dated as of March 27, 2012 (this “SUPPLEMENTAL INDENTURE” or “GUARANTEE”), among Novelis Delaware LLC (the “NEW SUBSIDIARY GUARANTOR”), Novelis Inc. (together with its successors and assigns, the “COMPANY” or the “ISSUER”), and The Bank of New York Mellon Trust Company N.A., as Trustee under the Indenture referred to below.

## WITNESSETH:

WHEREAS, the Issuer, the Subsidiary Guarantors (the “SUBSIDIARY GUARANTORS”) and the Trustee have heretofore executed and delivered an Indenture for the 8.375% Senior Notes due 2017, dated as of December 17, 2010 (as amended, supplemented, waived or otherwise modified, the “INDENTURE”), providing for the issuance of Notes of the Issuer (the “NOTES”);

WHEREAS, Sections 4.18 and 10.03 of the Indenture provide that the Company is required to cause each new Subsidiary Guarantor to execute and deliver to the Trustee a supplemental indenture pursuant to which such new Subsidiary Guarantor will unconditionally Guarantee, on a joint and several basis with the other Subsidiary Guarantors, the full and prompt payment of the principal of, premium, if any, and interest on the Notes on a senior basis; and

WHEREAS, pursuant to Section 9.01 of the Indenture, the Trustee and the Issuer are authorized to execute and deliver this Supplemental Indenture to amend or supplement the Indenture, without the consent of any Holder;

NOW, THEREFORE, in consideration of the foregoing and for other good and valuable consideration, the receipt of which is hereby acknowledged, the New Subsidiary Guarantor, the Issuer and the Trustee mutually covenant and agree for the equal and ratable benefit of the Holders as follows:

## ARTICLE I

## DEFINITIONS

SECTION 1.1 Defined Terms. As used in this Supplemental Indenture, terms defined in the Indenture or in the preamble or recital hereto are used herein as therein defined, except that the term “HOLDERS” in this Supplemental Indenture shall refer to the term “HOLDERS” as defined in the Indenture and the Trustee acting on behalf or for the benefit of such Holders. The words “herein,” “hereof” and “hereby” and other words of similar import used in this Supplemental Indenture refer to this Supplemental Indenture as a whole and not to any particular section hereof.

---

## ARTICLE II

### AGREEMENT TO BE BOUND; GUARANTEE

SECTION 2.1 Agreement to be Bound. The New Subsidiary Guarantor hereby becomes a party to the Indenture as a Subsidiary Guarantor and as such will have all of the rights and be subject to all of the obligations and agreements of a Subsidiary Guarantor under the Indenture. The New Subsidiary Guarantor agrees to be bound by all of the provisions of the Indenture applicable to a Subsidiary Guarantor and to perform all of the obligations and agreements of a Subsidiary Guarantor under the Indenture.

SECTION 2.2 Guarantee. The New Subsidiary Guarantor agrees, on a joint and several basis with all the existing and future Subsidiary Guarantors, to fully, unconditionally and irrevocably guarantee to each Holder and the Trustee on a senior basis as provided in Article 10 of the Indenture, (a) the due and punctual payment of the principal of, premium, if any, and interest and Additional Interest, if any, on the Notes, subject to any applicable grace period, whether at Stated Maturity, by acceleration, redemption or otherwise, the due and punctual payment of interest on overdue principal and premium, if any, and, to the extent permitted by law, interest and Additional Interest, if any, and the due and punctual performance of all other obligations of the Company to the Holders or the Trustee under the Indenture, the Registration Rights Agreement or any other agreement with or for the benefit of the Holders, in their capacities as such, or the Trustee relating to the Company's obligations under the Notes, this Indenture or the Registration Rights Agreement, all in accordance with the terms of the Indenture and (b) in case of any extension of time of payment or renewal of any Notes or any of such other obligations, that the same shall be promptly paid in full when due or performed in accordance with the terms of the extension or renewal, whether at Stated Maturity, by acceleration pursuant to Section 6.02, redemption or otherwise. The obligations of the New Subsidiary Guarantor to the Holders, in their capacities as such, of the Notes and to the Trustee pursuant to this Guarantee and the Indenture are expressly set forth in the Indenture, including Article 10, and reference is hereby made to the Indenture for the precise terms and any limitations of this Guarantee. This Guarantee is subject to release as and to the extent set forth in Sections 8.02, 8.03 and 10.05 of the Indenture.

## ARTICLE III

### MISCELLANEOUS

SECTION 3.1 Notices. All notices and other communications to the New Subsidiary Guarantor shall be given as provided in the Indenture for the existing Subsidiary Guarantors.

SECTION 3.2 Parties. Nothing expressed or mentioned herein is intended or shall be construed to give any Person, firm or corporation, other than the Holders and the Trustee, any legal or equitable right, remedy or claim under or in respect of this Supplemental Indenture or the Indenture or any provision herein or therein contained.

---

SECTION 3.3 GOVERNING LAW. THIS SUPPLEMENTAL INDENTURE SHALL BE GOVERNED BY, AND CONSTRUED IN ACCORDANCE WITH, THE LAWS OF THE STATE OF NEW YORK.

SECTION 3.4 Severability Clause. In case any provision in this Supplemental Indenture shall be invalid, illegal or unenforceable in any jurisdiction, such provision shall, as to such jurisdiction be ineffective to the extent of such invalidity, illegality or unenforceability without affecting the validity, legality and enforceability of the remaining provisions; and the invalidity of a particular provision in a particular jurisdictions shall not invalidate such provision in any other jurisdiction.

SECTION 3.5 Ratification of Indenture; Supplemental Indentures Part of Indenture. Except as expressly amended hereby, the Indenture is in all respects ratified and confirmed and all the terms, conditions and provisions thereof shall remain in full force and effect. This Supplemental Indenture shall form a part of the Indenture for all purposes, and every Holder heretofore or hereafter authenticated and delivered shall be bound hereby. The Trustee makes no representation or warranty as to the validity or sufficiency of this Supplemental Indenture.

SECTION 3.6 Counterparts. The parties hereto may sign one or more copies of this Supplemental Indenture in counterparts, each of which shall constitute an original, but all of which when taken together shall constitute one and the same agreement.

SECTION 3.7 Headings. The headings of the Articles and the sections in this Supplemental Indenture are for convenience of reference only, are not part of this Supplemental Indenture and shall not be deemed to alter or affect the meaning or interpretation of any provisions hereof.

IN WITNESS WHEREOF, the parties hereto have caused this Supplemental Indenture to be duly executed as of the date first above written.

[Signature page follows]

---

**COMPANY:**

NOVELIS INC.

By: /s/ Leslie J. Parrette

Name: Leslie J. Parrette

Title: Secretary

**NEW SUBSIDIARY GUARANTOR:**

NOVELIS DELAWARE LLC

By: /s/ Nichole A. Robinson

Name: Nichole A. Robinson

Title: Assistant General Counsel

**TRUSTEE:**

THE BANK OF NEW YORK MELLON TRUST COMPANY, N.A.

By: /s/ Lee Ann Willis

Name: Lee Ann Willis

Title: Senior Associate

[Signature page to Supplemental Indenture – 8.375% Notes]

## SUPPLEMENTAL INDENTURE

This Supplemental Indenture, dated as of March 27, 2012 (this “SUPPLEMENTAL INDENTURE” or “GUARANTEE”), among Novelis Delaware LLC (the “NEW SUBSIDIARY GUARANTOR”), Novelis Inc. (together with its successors and assigns, the “COMPANY” or the “ISSUER”), and The Bank of New York Mellon Trust Company N.A., as Trustee under the Indenture referred to below.

## WITNESSETH:

WHEREAS, the Issuer, the Subsidiary Guarantors (the “SUBSIDIARY GUARANTORS”) and the Trustee have heretofore executed and delivered an Indenture for the 8.75% Senior Notes due 2020, dated as of December 17, 2010 (as amended, supplemented, waived or otherwise modified, the “INDENTURE”), providing for the issuance of Notes of the Issuer (the “NOTES”);

WHEREAS, Sections 4.18 and 10.03 of the Indenture provide that the Company is required to cause each new Subsidiary Guarantor to execute and deliver to the Trustee a supplemental indenture pursuant to which such new Subsidiary Guarantor will unconditionally Guarantee, on a joint and several basis with the other Subsidiary Guarantors, the full and prompt payment of the principal of, premium, if any, and interest on the Notes on a senior basis; and

WHEREAS, pursuant to Section 9.01 of the Indenture, the Trustee and the Issuer are authorized to execute and deliver this Supplemental Indenture to amend or supplement the Indenture, without the consent of any Holder;

NOW, THEREFORE, in consideration of the foregoing and for other good and valuable consideration, the receipt of which is hereby acknowledged, the New Subsidiary Guarantor, the Issuer and the Trustee mutually covenant and agree for the equal and ratable benefit of the Holders as follows:

## ARTICLE I

## DEFINITIONS

SECTION 1.1 Defined Terms. As used in this Supplemental Indenture, terms defined in the Indenture or in the preamble or recital hereto are used herein as therein defined, except that the term “HOLDERS” in this Supplemental Indenture shall refer to the term “HOLDERS” as defined in the Indenture and the Trustee acting on behalf or for the benefit of such Holders. The words “herein,” “hereof” and “hereby” and other words of similar import used in this Supplemental Indenture refer to this Supplemental Indenture as a whole and not to any particular section hereof.

---

ARTICLE II

AGREEMENT TO BE BOUND; GUARANTEE

SECTION 2.1 Agreement to be Bound. The New Subsidiary Guarantor hereby becomes a party to the Indenture as a Subsidiary Guarantor and as such will have all of the rights and be subject to all of the obligations and agreements of a Subsidiary Guarantor under the Indenture. The New Subsidiary Guarantor agrees to be bound by all of the provisions of the Indenture applicable to a Subsidiary Guarantor and to perform all of the obligations and agreements of a Subsidiary Guarantor under the Indenture.

SECTION 2.2 Guarantee. The New Subsidiary Guarantor agrees, on a joint and several basis with all the existing and future Subsidiary Guarantors, to fully, unconditionally and irrevocably guarantee to each Holder and the Trustee on a senior basis as provided in Article 10 of the Indenture, (a) the due and punctual payment of the principal of, premium, if any, and interest and Additional Interest, if any, on the Notes, subject to any applicable grace period, whether at Stated Maturity, by acceleration, redemption or otherwise, the due and punctual payment of interest on overdue principal and premium, if any, and, to the extent permitted by law, interest and Additional Interest, if any, and the due and punctual performance of all other obligations of the Company to the Holders or the Trustee under the Indenture, the Registration Rights Agreement or any other agreement with or for the benefit of the Holders, in their capacities as such, or the Trustee relating to the Company's obligations under the Notes, this Indenture or the Registration Rights Agreement, all in accordance with the terms of the Indenture and (b) in case of any extension of time of payment or renewal of any Notes or any of such other obligations, that the same shall be promptly paid in full when due or performed in accordance with the terms of the extension or renewal, whether at Stated Maturity, by acceleration pursuant to Section 6.02, redemption or otherwise. The obligations of the New Subsidiary Guarantor to the Holders, in their capacities as such, of the Notes and to the Trustee pursuant to this Guarantee and the Indenture are expressly set forth in the Indenture, including Article 10, and reference is hereby made to the Indenture for the precise terms and any limitations of this Guarantee. This Guarantee is subject to release as and to the extent set forth in Sections 8.02, 8.03 and 10.05 of the Indenture.

ARTICLE III

MISCELLANEOUS

SECTION 3.1 Notices. All notices and other communications to the New Subsidiary Guarantor shall be given as provided in the Indenture for the existing Subsidiary Guarantors.

SECTION 3.2 Parties. Nothing expressed or mentioned herein is intended or shall be construed to give any Person, firm or corporation, other than the Holders and the Trustee, any legal or equitable right, remedy or claim under or in respect of this Supplemental Indenture or the Indenture or any provision herein or therein contained.

---

SECTION 3.3 GOVERNING LAW. THIS SUPPLEMENTAL INDENTURE SHALL BE GOVERNED BY, AND CONSTRUED IN ACCORDANCE WITH, THE LAWS OF THE STATE OF NEW YORK.

SECTION 3.4 Severability Clause. In case any provision in this Supplemental Indenture shall be invalid, illegal or unenforceable in any jurisdiction, such provision shall, as to such jurisdiction be ineffective to the extent of such invalidity, illegality or unenforceability without affecting the validity, legality and enforceability of the remaining provisions; and the invalidity of a particular provision in a particular jurisdictions shall not invalidate such provision in any other jurisdiction.

SECTION 3.5 Ratification of Indenture; Supplemental Indentures Part of Indenture. Except as expressly amended hereby, the Indenture is in all respects ratified and confirmed and all the terms, conditions and provisions thereof shall remain in full force and effect. This Supplemental Indenture shall form a part of the Indenture for all purposes, and every Holder heretofore or hereafter authenticated and delivered shall be bound hereby. The Trustee makes no representation or warranty as to the validity or sufficiency of this Supplemental Indenture.

SECTION 3.6 Counterparts. The parties hereto may sign one or more copies of this Supplemental Indenture in counterparts, each of which shall constitute an original, but all of which when taken together shall constitute one and the same agreement.

SECTION 3.7 Headings. The headings of the Articles and the sections in this Supplemental Indenture are for convenience of reference only, are not part of this Supplemental Indenture and shall not be deemed to alter or affect the meaning or interpretation of any provisions hereof.

IN WITNESS WHEREOF, the parties hereto have caused this Supplemental Indenture to be duly executed as of the date first above written.

[Signature page follows]

---

**COMPANY:**

NOVELIS INC.

By: /s/ Leslie J. Parrette  
Name: Leslie J. Parrette, Jr.  
Title: Secretary

**NEW SUBSIDIARY GUARANTOR:**

NOVELIS DELAWARE LLC

By: /s/ Nichole Robinson  
Name: Nichole A. Robinson  
Title: Assistant General Counsel

**TRUSTEE:**

THE BANK OF NEW YORK MELLON TRUST COMPANY, N.A.

By: /s/ Lee Ann Willis  
Name: Lee Ann Willis  
Title: Senior Associate

[Signature page to Supplemental Indenture – 8.75% Notes]



## SUPPLEMENTAL INDENTURE

This Supplemental Indenture, dated as of March 27, 2012 (this “SUPPLEMENTAL INDENTURE” or “GUARANTEE”), among 8018243 Canada Limited (the “NEW SUBSIDIARY GUARANTOR”), Novelis Inc. (together with its successors and assigns, the “COMPANY” or the “ISSUER”), and The Bank of New York Mellon Trust Company N.A., as Trustee under the Indenture referred to below.

## WITNESSETH:

WHEREAS, the Issuer, the Subsidiary Guarantors (the “SUBSIDIARY GUARANTORS”) and the Trustee have heretofore executed and delivered an Indenture for the 8.375% Senior Notes due 2017, dated as of December 17, 2010 (as amended, supplemented, waived or otherwise modified, the “INDENTURE”), providing for the issuance of Notes of the Issuer (the “NOTES”);

WHEREAS, Sections 4.18 and 10.03 of the Indenture provide that the Company is required to cause each new Subsidiary Guarantor to execute and deliver to the Trustee a supplemental indenture pursuant to which such new Subsidiary Guarantor will unconditionally Guarantee, on a joint and several basis with the other Subsidiary Guarantors, the full and prompt payment of the principal of, premium, if any, and interest on the Notes on a senior basis; and

WHEREAS, pursuant to Section 9.01 of the Indenture, the Trustee and the Issuer are authorized to execute and deliver this Supplemental Indenture to amend or supplement the Indenture, without the consent of any Holder;

NOW, THEREFORE, in consideration of the foregoing and for other good and valuable consideration, the receipt of which is hereby acknowledged, the New Subsidiary Guarantor, the Issuer and the Trustee mutually covenant and agree for the equal and ratable benefit of the Holders as follows:

## ARTICLE I

## DEFINITIONS

SECTION 1.1 Defined Terms. As used in this Supplemental Indenture, terms defined in the Indenture or in the preamble or recital hereto are used herein as therein defined, except that the term “HOLDERS” in this Supplemental Indenture shall refer to the term “HOLDERS” as defined in the Indenture and the Trustee acting on behalf or for the benefit of such Holders. The words “herein,” “hereof” and “hereby” and other words of similar import used in this Supplemental Indenture refer to this Supplemental Indenture as a whole and not to any particular section hereof.

---

## ARTICLE II

### AGREEMENT TO BE BOUND; GUARANTEE

SECTION 2.1 Agreement to be Bound. The New Subsidiary Guarantor hereby becomes a party to the Indenture as a Subsidiary Guarantor and as such will have all of the rights and be subject to all of the obligations and agreements of a Subsidiary Guarantor under the Indenture. The New Subsidiary Guarantor agrees to be bound by all of the provisions of the Indenture applicable to a Subsidiary Guarantor and to perform all of the obligations and agreements of a Subsidiary Guarantor under the Indenture.

SECTION 2.2 Guarantee. The New Subsidiary Guarantor agrees, on a joint and several basis with all the existing and future Subsidiary Guarantors, to fully, unconditionally and irrevocably guarantee to each Holder and the Trustee on a senior basis as provided in Article 10 of the Indenture, (a) the due and punctual payment of the principal of, premium, if any, and interest and Additional Interest, if any, on the Notes, subject to any applicable grace period, whether at Stated Maturity, by acceleration, redemption or otherwise, the due and punctual payment of interest on overdue principal and premium, if any, and, to the extent permitted by law, interest and Additional Interest, if any, and the due and punctual performance of all other obligations of the Company to the Holders or the Trustee under the Indenture, the Registration Rights Agreement or any other agreement with or for the benefit of the Holders, in their capacities as such, or the Trustee relating to the Company's obligations under the Notes, this Indenture or the Registration Rights Agreement, all in accordance with the terms of the Indenture and (b) in case of any extension of time of payment or renewal of any Notes or any of such other obligations, that the same shall be promptly paid in full when due or performed in accordance with the terms of the extension or renewal, whether at Stated Maturity, by acceleration pursuant to Section 6.02, redemption or otherwise. The obligations of the New Subsidiary Guarantor to the Holders, in their capacities as such, of the Notes and to the Trustee pursuant to this Guarantee and the Indenture are expressly set forth in the Indenture, including Article 10, and reference is hereby made to the Indenture for the precise terms and any limitations of this Guarantee. This Guarantee is subject to release as and to the extent set forth in Sections 8.02, 8.03 and 10.05 of the Indenture.

## ARTICLE III

### MISCELLANEOUS

SECTION 3.1 Notices. All notices and other communications to the New Subsidiary Guarantor shall be given as provided in the Indenture for the existing Subsidiary Guarantors.

SECTION 3.2 Parties. Nothing expressed or mentioned herein is intended or shall be construed to give any Person, firm or corporation, other than the Holders and the Trustee, any legal or equitable right, remedy or claim under or in respect of this Supplemental Indenture or the Indenture or any provision herein or therein contained.

---

SECTION 3.3 GOVERNING LAW. THIS SUPPLEMENTAL INDENTURE SHALL BE GOVERNED BY, AND CONSTRUED IN ACCORDANCE WITH, THE LAWS OF THE STATE OF NEW YORK.

SECTION 3.4 Severability Clause. In case any provision in this Supplemental Indenture shall be invalid, illegal or unenforceable in any jurisdiction, such provision shall, as to such jurisdiction be ineffective to the extent of such invalidity, illegality or unenforceability without affecting the validity, legality and enforceability of the remaining provisions; and the invalidity of a particular provision in a particular jurisdictions shall not invalidate such provision in any other jurisdiction.

SECTION 3.5 Ratification of Indenture; Supplemental Indentures Part of Indenture. Except as expressly amended hereby, the Indenture is in all respects ratified and confirmed and all the terms, conditions and provisions thereof shall remain in full force and effect. This Supplemental Indenture shall form a part of the Indenture for all purposes, and every Holder heretofore or hereafter authenticated and delivered shall be bound hereby. The Trustee makes no representation or warranty as to the validity or sufficiency of this Supplemental Indenture.

SECTION 3.6 Counterparts. The parties hereto may sign one or more copies of this Supplemental Indenture in counterparts, each of which shall constitute an original, but all of which when taken together shall constitute one and the same agreement.

SECTION 3.7 Headings. The headings of the Articles and the sections in this Supplemental Indenture are for convenience of reference only, are not part of this Supplemental Indenture and shall not be deemed to alter or affect the meaning or interpretation of any provisions hereof.

IN WITNESS WHEREOF, the parties hereto have caused this Supplemental Indenture to be duly executed as of the date first above written.

[Signature page follows]

---

**COMPANY:**

NOVELIS INC.

By: /s/ Leslie J. Parrette  
Name: Leslie J. Parrette  
Title: Secretary

**NEW SUBSIDIARY GUARANTOR:**

8018243 CANADA LIMITED

BY: /S/ MARION G. BARNES  
NAME: MARION G. BARNES  
TITLE: PRESIDENT AND SECRETARY

**TRUSTEE:**

THE BANK OF NEW YORK MELLON TRUST COMPANY, N.A.

By: /s/ Lee Ann Willis  
Name: Lee Ann Willis  
Title: Senior Associate

[Signature page to Supplemental Indenture – 8.375% Notes]

## SUPPLEMENTAL INDENTURE

This Supplemental Indenture, dated as of March 27, 2012 (this “SUPPLEMENTAL INDENTURE” or “GUARANTEE”), among 8018243 Canada Limited (the “NEW SUBSIDIARY GUARANTOR”), Novelis Inc. (together with its successors and assigns, the “COMPANY” or the “ISSUER”), and The Bank of New York Mellon Trust Company N.A., as Trustee under the Indenture referred to below.

## WITNESSETH:

WHEREAS, the Issuer, the Subsidiary Guarantors (the “SUBSIDIARY GUARANTORS”) and the Trustee have heretofore executed and delivered an Indenture for the 8.75% Senior Notes due 2020, dated as of December 17, 2010 (as amended, supplemented, waived or otherwise modified, the “INDENTURE”), providing for the issuance of Notes of the Issuer (the “NOTES”);

WHEREAS, Sections 4.18 and 10.03 of the Indenture provide that the Company is required to cause each new Subsidiary Guarantor to execute and deliver to the Trustee a supplemental indenture pursuant to which such new Subsidiary Guarantor will unconditionally Guarantee, on a joint and several basis with the other Subsidiary Guarantors, the full and prompt payment of the principal of, premium, if any, and interest on the Notes on a senior basis; and

WHEREAS, pursuant to Section 9.01 of the Indenture, the Trustee and the Issuer are authorized to execute and deliver this Supplemental Indenture to amend or supplement the Indenture, without the consent of any Holder;

NOW, THEREFORE, in consideration of the foregoing and for other good and valuable consideration, the receipt of which is hereby acknowledged, the New Subsidiary Guarantor, the Issuer and the Trustee mutually covenant and agree for the equal and ratable benefit of the Holders as follows:

## ARTICLE I

## DEFINITIONS

SECTION 1.1 Defined Terms. As used in this Supplemental Indenture, terms defined in the Indenture or in the preamble or recital hereto are used herein as therein defined, except that the term “HOLDERS” in this Supplemental Indenture shall refer to the term “HOLDERS” as defined in the Indenture and the Trustee acting on behalf or for the benefit of such Holders. The words “herein,” “hereof” and “hereby” and other words of similar import used in this Supplemental Indenture refer to this Supplemental Indenture as a whole and not to any particular section hereof.

---

ARTICLE II

AGREEMENT TO BE BOUND; GUARANTEE

SECTION 2.1 Agreement to be Bound. The New Subsidiary Guarantor hereby becomes a party to the Indenture as a Subsidiary Guarantor and as such will have all of the rights and be subject to all of the obligations and agreements of a Subsidiary Guarantor under the Indenture. The New Subsidiary Guarantor agrees to be bound by all of the provisions of the Indenture applicable to a Subsidiary Guarantor and to perform all of the obligations and agreements of a Subsidiary Guarantor under the Indenture.

SECTION 2.2 Guarantee. The New Subsidiary Guarantor agrees, on a joint and several basis with all the existing and future Subsidiary Guarantors, to fully, unconditionally and irrevocably guarantee to each Holder and the Trustee on a senior basis as provided in Article 10 of the Indenture, (a) the due and punctual payment of the principal of, premium, if any, and interest and Additional Interest, if any, on the Notes, subject to any applicable grace period, whether at Stated Maturity, by acceleration, redemption or otherwise, the due and punctual payment of interest on overdue principal and premium, if any, and, to the extent permitted by law, interest and Additional Interest, if any, and the due and punctual performance of all other obligations of the Company to the Holders or the Trustee under the Indenture, the Registration Rights Agreement or any other agreement with or for the benefit of the Holders, in their capacities as such, or the Trustee relating to the Company's obligations under the Notes, this Indenture or the Registration Rights Agreement, all in accordance with the terms of the Indenture and (b) in case of any extension of time of payment or renewal of any Notes or any of such other obligations, that the same shall be promptly paid in full when due or performed in accordance with the terms of the extension or renewal, whether at Stated Maturity, by acceleration pursuant to Section 6.02, redemption or otherwise. The obligations of the New Subsidiary Guarantor to the Holders, in their capacities as such, of the Notes and to the Trustee pursuant to this Guarantee and the Indenture are expressly set forth in the Indenture, including Article 10, and reference is hereby made to the Indenture for the precise terms and any limitations of this Guarantee. This Guarantee is subject to release as and to the extent set forth in Sections 8.02, 8.03 and 10.05 of the Indenture.

ARTICLE III

MISCELLANEOUS

SECTION 3.1 Notices. All notices and other communications to the New Subsidiary Guarantor shall be given as provided in the Indenture for the existing Subsidiary Guarantors.

SECTION 3.2 Parties. Nothing expressed or mentioned herein is intended or shall be construed to give any Person, firm or corporation, other than the Holders and the Trustee, any legal or equitable right, remedy or claim under or in respect of this Supplemental Indenture or the Indenture or any provision herein or therein contained.

---

SECTION 3.3 GOVERNING LAW. THIS SUPPLEMENTAL INDENTURE SHALL BE GOVERNED BY, AND CONSTRUED IN ACCORDANCE WITH, THE LAWS OF THE STATE OF NEW YORK.

SECTION 3.4 Severability Clause. In case any provision in this Supplemental Indenture shall be invalid, illegal or unenforceable in any jurisdiction, such provision shall, as to such jurisdiction be ineffective to the extent of such invalidity, illegality or unenforceability without affecting the validity, legality and enforceability of the remaining provisions; and the invalidity of a particular provision in a particular jurisdictions shall not invalidate such provision in any other jurisdiction.

SECTION 3.5 Ratification of Indenture; Supplemental Indentures Part of Indenture. Except as expressly amended hereby, the Indenture is in all respects ratified and confirmed and all the terms, conditions and provisions thereof shall remain in full force and effect. This Supplemental Indenture shall form a part of the Indenture for all purposes, and every Holder heretofore or hereafter authenticated and delivered shall be bound hereby. The Trustee makes no representation or warranty as to the validity or sufficiency of this Supplemental Indenture.

SECTION 3.6 Counterparts. The parties hereto may sign one or more copies of this Supplemental Indenture in counterparts, each of which shall constitute an original, but all of which when taken together shall constitute one and the same agreement.

SECTION 3.7 Headings. The headings of the Articles and the sections in this Supplemental Indenture are for convenience of reference only, are not part of this Supplemental Indenture and shall not be deemed to alter or affect the meaning or interpretation of any provisions hereof.

IN WITNESS WHEREOF, the parties hereto have caused this Supplemental Indenture to be duly executed as of the date first above written.

[Signature page follows]

---

**COMPANY:**

NOVELIS INC.

By: /s/ Leslie J. Parrette  
Name: Leslie J. Parrette, Jr.  
Title: Secretary

**NEW SUBSIDIARY GUARANTOR:**

8018243 CANADA LIMITED

By: /s/ Marion G. Barnes  
Name: Marion G. Barnes  
Title: President and Secretary

**TRUSTEE:**

THE BANK OF NEW YORK MELLON TRUST COMPANY, N.A.

By: /s/ Lee Ann Willis  
Name: Lee Ann Willis  
Title: Senior Associate

[Signature page to Supplemental Indenture – 8.75% Notes]



**FOIA CONFIDENTIAL TREATMENT REQUESTED**

**PORTIONS OF THIS AGREEMENT AND THE SCHEDULES HERETO MARKED BY  
\*\*\* HAVE BEEN OMITTED PURSUANT TO A REQUEST FOR CONFIDENTIAL  
TREATMENT FILED SEPARATELY WITH THE SECURITIES AND EXCHANGE  
COMMISSION**

**METAL SUPPLY AGREEMENT**

**between**

**NOVELIS INC.**

**(as Purchaser)**

**and**

**RIO TINTO ALCAN INC.**

**(as Supplier)**

**for the Supply of Sheet Ingot in North America**

**Effective as of January 1, 2011**

---

**TABLE OF CONTENTS**

<b>1. DEFINITIONS AND INTERPRETATION</b>	<b>1</b>
<b>2. SALE AND PURCHASE OF METAL</b>	<b>8</b>
<b>3. FORCE MAJEURE</b>	<b>15</b>
<b>4. ASSIGNMENT</b>	<b>17</b>
<b>5. TERM AND TERMINATION</b>	<b>18</b>
<b>6. REMEDIES FOR BREACH</b>	<b>18</b>
<b>7. DISPUTE RESOLUTION</b>	<b>19</b>
<b>8. MISCELLANEOUS</b>	<b>22</b>

**SCHEDULES**

1	Additional Premium
2	***
3	Base Premiums
4	Logistics Adjustment
5	Specifications
6	Shipment and Delivery Performance
7	Volume Adjustment
8	Optional Volume

---

## METAL SUPPLY AGREEMENT

THIS AGREEMENT is entered into in the City of Montréal, Province of Quebec, with intent to be effective as of January 1, 2011 (the “**Effective Date**”).

**BETWEEN:** NOVELIS INC., a corporation organized under the *Canada Business Corporations Act* (“**Novelis**” or the “**Purchaser**”);

**AND:** RIO TINTO ALCAN INC, a corporation organized under the *Canada Business Corporations Act* (“**RTA**” or the “**Supplier**”).

### RECITALS:

**WHEREAS** the Parties entered into a Metal Supply Agreement dated January 5, 2005 (the “**Original Agreement**”) relating to the supply and purchase of Metal, which was replaced by an Amended and Restated Supply Agreement dated January 1, 2008 (the “**Amended Agreement**”);

**WHEREAS** the Parties wish to replace the Amended Agreement with the terms and conditions of this Agreement.

**NOW THEREFORE**, in consideration of the mutual agreements, covenants and other provisions set forth in this Agreement, the Parties hereby agree as follows:

## 1. DEFINITIONS AND INTERPRETATION

### 1.1 Definitions

For the purposes of this Agreement, the following terms and expressions and variations thereof shall, unless another meaning is clearly required in the context, have the meanings specified or referred to in this Section 1.1:

“**Actual Annual Quantity**” has the meaning set forth in Schedule 7.

“**Additional Premium**” means the premiums set forth in Schedule 1.

“**Affected Party**” has the meaning set forth in Section 3.1.

“**Affiliate**” of any Person means any other Person that, directly or indirectly, controls, is controlled by, or is under common control with such first Person as of the date on which or at any time during the period for when such determination is being made. For purposes of this definition, “**control**” means the possession, directly or indirectly, of the power to direct or cause the direction of the management and policies of such Person, whether through the ownership of voting securities or other interests, by contract or otherwise and the terms “**controlling**” and “**controlled**” have meanings correlative to the foregoing.

---

“**Agreement**” means this Metal Supply Agreement, including the Preamble and all of the Schedules hereto.

\*\*\*

“**Alloying Elements**” means the following alloying elements which may be contained in the Metal as per the Specifications:

\*\*\*

“**Annual Quantity Range**” means in respect of each Contract Year, a quantity of Metal which shall not exceed \*\*\* Tonnes or be less than \*\*\* Tonnes of Metal; provided that commencing in respect of the \*\*\* Contract Year, either Party, by notice to the other Party no later than \*\*\* months prior to the commencement of a Contract Year, may reduce the Annual Quantity Range for such Contract Year and all subsequent Contract Years by \*\*\* Tonnes. Only one such reduction will be permitted to be exercised in respect of any Contract Year (i.e. the Annual Quantity Range may not be so reduced by more than \*\*\* Tonnes in any Contract Year, but the Annual Quantity Range may be reduced again by \*\*\* Tonnes in a subsequent Contract Year). For example, by way of notice no later than \*\*\*, either Party may reduce the Annual Quantity Range for \*\*\* and all subsequent Contract Years by \*\*\* Tonnes to a quantity of Metal which shall not exceed \*\*\* Tonnes or be less than \*\*\* Tonnes of Metal ; by way of notice no later than \*\*\*, either Party may reduce the Annual Quantity Range for \*\*\* and all subsequent Contract Years by an additional \*\*\* Tonnes to a quantity of Metal which shall not exceed \*\*\* Tonnes or be less than \*\*\* Tonnes ; by way of notice no later than \*\*\*, either Party may reduce the Annual Quantity Range for \*\*\* and all subsequent Contract Years by an additional \*\*\* Tonnes to a quantity of Metal which shall not exceed \*\*\* Tonnes or be less than \*\*\* Tonnes of Metal; by way of notice no later than \*\*\*, either Party may reduce the Annual Quantity Range for \*\*\* by an additional \*\*\* Tonnes to \*\*\*, in which case the Agreement shall terminate on \*\*\*.

“**Applicable Law**” means any applicable law, rule or regulation of any Governmental Authority or any outstanding order, judgment, injunction, ruling or decree by any Governmental Authority.

“**Base Premium**” means,

- (i) in respect of Metal supplied hereunder during the 2011 Contract Year (from January 1, 2011 to December 31, 2011) , the premiums per Tonne of Metal as set forth in Schedule 3; and
- (ii) in respect of Metal supplied hereunder in any subsequent Contract Year, the Base Premium applicable during the immediately preceding Contract Year plus an amount equal to \*\*\*.

---

“**Business Concern**” means any corporation, company, limited liability company, partnership, joint venture, trust, unincorporated association or any other form of association.

“**Business Day**” means any day excluding (i) Saturday, Sunday and any other day which, in the City of Montréal (Canada) or in the City of New York (United States), is a legal holiday, or (ii) a day on which banks are authorized by Applicable Law to close in the city of Montréal (Canada) or in the city of New York (United States).

“**CFR**” means, to the extent not inconsistent with the provisions of this Agreement, CFR as defined in Incoterms 2010, published by the ICC, Paris, France as amended from time to time.

“**CIF**” means, to the extent not inconsistent with the provisions of this Agreement, CIF as defined in Incoterms 2010, published by the ICC, Paris, France as amended from time to time.

“**Commercially Reasonable Efforts**” means the efforts that a reasonable and prudent Person desirous of achieving a business result would use in similar circumstances to ensure that such result is achieved as expeditiously as possible in the context of commercial relations of the type contemplated in this Agreement; provided, however, that an obligation to use Commercially Reasonable Efforts under this Agreement does not require the Person subject to that obligation to assume any material obligations or pay any material amounts to a Third Party or take actions that would reduce the benefits intended to be obtained by such Person under this Agreement.

“**Consent**” means any approval, consent, ratification, waiver or other authorization.

“**Contract Price**” means, for each Tonne of Metal or Pre-Alloyed Metal, as the case may be, sold and purchased hereunder in any calendar month, the price per Tonne of Metal or Pre-Alloyed Metal, as the case may be, determined in accordance with the following applicable formula:

For each Tonne of Metal:

\*\*\*

For each Tonne of Pre-Alloyed Metal:

\*\*\*

“**Contract Year**” means each Calendar Year during the Term of this Agreement.

“**Consignment Agreements**” means those agreements entered into by the Parties or their Affiliates as of the Effective Date with respect to the consignment of Metal in North America.

---

“**CPT**” means, to the extent not inconsistent with the provisions of this Agreement, CPT as defined in Incoterms 2010, published by the ICC, Paris, France, as amended from time to time.

“**Cut Premium**” means, in respect of each Tonne of Metal supplied hereunder, an amount equal to (i) \$\*\*\* per Tonne for \*\*\*, or (ii) \$\*\*\* per Tonne for \*\*\*, provided that the Cut Premium is only applicable if the Purchaser has requested, in the Order relating to the applicable supply of Metal, that the Supplier remove butts of the supplied Metal.

“**Default Interest Rate**” means the annual rate of interest equal to the greater of (i) \*\*\* percent (\*\*\*) and (ii) the one-month London Interbank offered Rate (LIBOR) plus \*\*\* basis points.

“**Defaulting Party**” has the meaning set forth in Section 6.1.

“**Definitive Monthly Optional Volume**” has the meaning set forth in Section 2.4(a)(ii).

“**Delivery Site**” means any of the following facilities of the Purchaser:

- (i) Oswego Plant, Oswego, New York (the “**Oswego Facility**”);
- (ii) Logan Aluminum, Russelville, Kentucky (the “**Logan Facility**”);
- (iii) Pindamonhangaba Plant, Brazil (the “**Brazil Facility**”);
- (iv) Subject to Section 2.2(c), any of the Purchaser’s facilities located in Europe; or
- (v) such other facilities of the Purchaser as may be agreed to by the Supplier.

“**Delivery Site Designation Agreement**” means the Delivery Site Designation Agreement between RTA and Novelis dated September 8, 2010.

“**Disclosing Party**” has the meaning set forth in Section 8.15.

“**Dispute**” has the meaning set forth in Section 7.1.

“**Dollars**” or “**\$**” means the lawful currency of the United States of America.

“**European Slab Agreement**” means the Amended and Restated Metal Supply Agreement between Novelis and RTA dated January 1, 2008 providing for the sale and purchase of sheet ingot between the Parties in Europe, as amended from time to time.

“**Event of Default**” has the meaning set forth in Section 6.1.

---

“**Force Majeure**” has the meaning set forth in Section 3.2.

“**Governmental Authority**” means any court, arbitration panel, governmental or regulatory authority, agency, stock exchange, commission or body.

“**Governmental Authorization**” means any Consent, license, certificate, franchise, registration or permit issued, granted, given or otherwise made available by, or under the authority of, any Governmental Authority or pursuant to any Applicable Law.

“**Group**” means RTA Group or Novelis Group, as the context requires.

“**ICC**” means the International Chamber of Commerce.

“**Incoterms 2010**” means the set of international rules updated in the year 2010 for the interpretation of the most commonly used trade terms for foreign trade, as published by the ICC and as amended from time to time.

“**Information**” means any information, whether or not patentable or copyrightable, in written, oral, electronic or other tangible or intangible forms, stored in any medium, including studies, reports, test procedures, research, records, books, contracts, instruments, surveys, discoveries, ideas, concepts, know-how, techniques, manufacturing techniques, manufacturing variables, designs, specifications, drawings, blueprints, diagrams, models, prototypes, samples, products, product plans, flow charts, data, computer data, disks, diskettes, tapes, computer programs or other software, marketing plans, customer information, customer services, supplier information, communications by or to attorneys (including attorney-client privileged communications), memos and other materials prepared by attorneys or under their direction (including attorney work product), and other technical, financial, employee or business information or data.

“**LME**” means the London Metal Exchange.

“**Logistics Adjustment**” means those logistics discounts granted to the Purchaser and those logistics costs charged to the Purchaser as part of the Contract Price as set forth in Schedule 4.

“**M +1 Month**” has the meaning set forth in Section 2.3(b).

\*\*\*

\*\*\*

“**Maximum Monthly Quantity**” has the meaning set forth in Section 2.3(b)(i).

“**Metal**” means aluminum sheet ingot having the Specifications set forth in Schedule 5.

---

“**Midwest Transaction Price**” for each calendar month, means the arithmetic average of the “Mid West US Transaction” price for primary high grade aluminum, as published in *Platt’s Metals Week* on each day during the calendar month of shipment or as otherwise determined pursuant to Section 2.8(b).

“**Minimum Monthly Quantity**” has the meaning set forth in Section 2.3(b)(i).

“**Monthly Forecast**” has the meaning set forth in Section 2.3(b).

“**Monthly Order**” has the meaning set forth in Section 2.3(b).

“**Monthly Volume Adjustment**” has the meaning set forth in Schedule 7.

“**Novelis**” means Novelis Inc. and its successor and permitted assigns.

“**Novelis Group**” means Novelis and its Affiliates from time to time.

“**Offered Optional Volume**” has the meaning set forth in Section 2.4(a)(i).

“**Optional Volume**” has the meaning set forth in Section 2.4(a)(i).

“**Ordinary Course of Business**” means any action taken by a Person that is in the ordinary course of the normal, day-to-day operations of such Person and is consistent with the past practices of such Person.

“**Original Agreement**” has the meaning set forth in the Preamble to this Agreement.

“**Party**” means each of the Purchaser and the Supplier as a party to this Agreement and “**Parties**” means both of them.

“**Payment Date**” has the meaning set forth in Section 2.10(a).

“**Person**” means any individual, Business Concern or Governmental Authority.

“**Pre-Alloyed Metal**” means pre-alloyed remelt sheet ingot having the Specifications set forth in Schedule 5.

“**Purchaser**” has the meaning set forth in the Preamble to this Agreement.

“**Purchaser’s Notice**” has the meaning set forth in Section 2.4(a)(ii).

“**Reduction Notice**” has the meaning set forth in Section 2.6.

“**Remelt Agreement**” means the Amended and Restated Metal Supply Agreement between Novelis and RTA dated January 1, 2008 providing for the sale and purchase of remelt aluminum ingot between the Parties, as amended from time to time.



“**Representatives**” means, with respect to any Person, any of such Person’s directors, officers, employees, agents, consultants, advisors, accountants or attorneys.

“**Requesting Party**” has the meaning set forth in Section 8.15.

“**RTA**” means Rio Tinto Alcan Inc. and its successors and permitted assigns.

“**RTA Group**” means RTA and its Affiliates from time to time.

“**Sales Tax**” means any sales, use, consumption, goods and services, value added or similar tax, duty or charge imposed by a Governmental Authority pursuant to Applicable Law.

“**Small Quantity Premium**” means the following premium charged to the Purchaser as part of the Contract Price in respect of Metal sold and purchased hereunder where the alloy size combination ordered by the Purchaser in any Order is under the lesser of \*\*\* Tonnes or \*\*\*:

Quantity (Tonnes)	Premium (\$ Per Tonne)
*** to ***	\$***
*** to ***	\$***
*** to ***, or ***if smaller	\$***

“**Specifications**” means specifications for Metal and Pre-Alloyed Metal as set forth in Schedule 5.

“**Supplier**” has the meaning set forth in the Preamble to this Agreement.

“**Supplier Facilities**” means the facilities of the Supplier located in any of the following locations, to be selected at the Supplier’s option:

- (i) Laterrière,
- (ii) Grande-Baie,
- (iii) Bécancour,
- (iv) or such other locations as may be agreed to by the Purchaser in accordance with Section 2.1(c).

“**Supplier’s Notice**” has the meaning set forth in Section 2.4(a)(i).

“**Term**” has the meaning set forth in Section 5.1.

---

“**Terminating Party**” has the meaning set forth in Section 6.1.

“**Threshold Quantity**” has the meaning set forth in Section 2.3(b)(ii).

“**Third Party**” means a Person that is not a Party to this Agreement, other than a member or an Affiliate of RTA Group or a member or an Affiliate of Novelis Group.

“**Tonne**” means 1,000 kilograms.

\*\*\*

“**Volume Adjustment**” means those volume discounts to be granted to the Purchaser and those volume premiums to be charged to the Purchaser on an annual basis pursuant to the terms of Section 2.5 and Schedule 7.

## 1.2 Currency

All references to currency herein are to Dollars unless otherwise specified.

## 1.3 Vienna Convention

The Parties agree that the terms of the United Nations Convention (Vienna Convention) on Contracts for the International Sale of Goods (1980) shall not apply to this Agreement or the obligations of the Parties hereunder.

## 2. SALE AND PURCHASE OF METAL

### 2.1 Supply and Sale by the Supplier

- (a) Subject to the terms and conditions of this Agreement and throughout the Term of this Agreement, the Supplier shall supply and sell to the Purchaser in each Contract Year, a quantity of Metal which is no greater than the maximum amount and no less than the minimum amount of the applicable Annual Quantity Range. In addition, the Supplier shall supply the quantity of Pre-Alloyed Metal determined in accordance with Section 2.4 and Schedule 8 in the event that the Supplier elects to supply Optional Volume and the Purchaser elects to purchase Optional Volume pursuant to the terms of Section 2.4.
- (b) Subject to the terms and conditions of this Agreement including the limitations contained in Sections 2.1 and 2.3, and throughout the Term of this Agreement, the Supplier shall supply and sell to the Purchaser in each calendar month, such quantity of Metal as is set forth in the Monthly Order for such calendar month pursuant to the terms of Section 2.3.
- (c) The Supplier shall supply Metal from a Supplier Facility of the Supplier’s choosing or from such other sources and locations as may be agreed by the Parties. If the Supplier wishes at any time to deliver Metal hereunder to the

---

Purchaser from a source other than the facilities named in the definition of “Supplier Facilities” herein, it may do so provided such Metal complies with the Specifications and the Purchaser has confirmed in writing that the source of such Metal is acceptable to it. The Purchaser shall act reasonably in providing such confirmation.

- (d) The quantity of Metal which the Purchaser agrees to purchase and the Supplier agrees to supply hereunder shall be subject to reduction \*\*\* in the event the Supplier provides notice to the Purchaser that one of the Supplier Facilities owned by the Supplier has been temporarily or permanently shut down by the Supplier, provided such shut down has occurred as a result of a good faith decision by the Supplier that the continued operation of such Supplier Facility would be uneconomic or otherwise unviable or non value-maximizing for the Supplier. This reduction shall be for such quantity as may be agreed by the Parties and, failing agreement, shall be for such quantity as is equal to \*\*\*.

The Annual Quantity Range for the relevant Contract Years and other related volume levels will be adjusted accordingly. Any reduction pursuant to this Section 2.1(d) in the Supplier’s obligation to supply Metal shall only take effect \*\*\* after Supplier has provided notice thereof to the Purchaser.

Likewise, should the Purchaser decide to shut down any of its North American facilities being supplied under this Agreement, the Purchaser will be entitled to reduce the Annual Quantity Range and other related volume levels in a similar manner and with the same \*\*\* notice to Supplier.

## 2.2 Purchase by the Purchaser

- (a) Subject to the terms and conditions of this Agreement, and throughout the Term of this Agreement, the Purchaser shall purchase and take delivery from the Supplier in each Contract Year, a quantity of Metal which is no greater than the maximum amount and no less than the minimum amount of the applicable Annual Quantity Range. In addition, the Purchaser shall purchase the quantity of Pre-Alloyed Metal determined in accordance with the terms of Section 2.4 and **Schedule 8** in the event that the Supplier elects to supply Optional Volume and the Purchaser elects to purchase Optional Volume pursuant to the terms of Section 2.4.
- (b) Subject to the terms and conditions of this Agreement including the limitations contained in Sections 2.1 and 2.3, and throughout the Term of this Agreement, the Purchaser shall purchase and take delivery from the Supplier in each calendar month, such quantity of Metal as is set forth in the Monthly Order for such calendar month pursuant to the terms of Section 2.3.
- (c) The Purchaser may, by notice to the Supplier, request to purchase Metal for a “Delivery Site” located in Europe, provided it has fully met all of its purchase obligations pursuant to the terms of the European Slab Agreement at the time of the request.

---

### 2.3 Scheduling of Quantities

Subject to the requirements set forth in Sections 2.1 and 2.2 and throughout the Term of this Agreement, the Purchaser shall notify the Supplier of the following:

- (a) on or prior to the 31<sup>st</sup> day of October of each Contract Year (and if such day is not a Business Day on the Business Day immediately preceding such 31<sup>st</sup> day), the Purchaser's non-binding forecast representing its best estimate of the quantity of Metal that it wishes to purchase for the following Contract Year for each Delivery Site;
- (b) on or prior to the fifteenth (15<sup>th</sup>) day of each calendar month (and if such day is not a Business Day, on the Business Day immediately preceding such 15<sup>th</sup> day), the definitive quantity of Metal that the Purchaser will purchase during the following calendar month (the "**M+1 Month**") for each Delivery Site, (a "**Monthly Order**") and a forecast representing the Purchaser's best estimate (which is non-binding) of the quantity of Metal that it wishes to purchase during the two (2) calendar months following the M+1 Month for each Delivery Site (each, a "**Monthly Forecast**"), it being understood and agreed that the following conditions shall be met in respect of each Monthly Order and each Monthly Forecast:
  - (i) the quantity of Metal to be purchased by the Purchaser for any calendar month pursuant to a Monthly Order shall not exceed \*\*\* Tonnes (the "**Maximum Monthly Quantity**") or be less than \*\*\* Tonnes (the "**Minimum Monthly Quantity**") or such adjusted maximum and minimum monthly quantities, as the case may be, as determined in accordance with Section 2.6; and
  - (ii) in the event that the Purchaser notifies the Supplier pursuant to this Section 2.3 that the Purchaser will purchase a monthly quantity of Metal for the M+1 Month pursuant to a Monthly Order that is less than \*\*\* Tonnes (the "**Threshold Quantity**") or such adjusted threshold quantity as the case may be, as determined in accordance with Section 2.6, the Supplier shall be entitled to elect to supply the Purchaser with a quantity of Pre-Alloyed Metal for the M+1 Month pursuant to the terms of Section 2.4, and the other terms of Section 2.4 shall apply.

Subject to the foregoing, the Purchaser and the Supplier shall use Commercially Reasonable Efforts to arrange for shipping and delivery of Metal and Pre-Alloyed Metal, as the case may be, to be evenly spread on a monthly basis throughout each Contract Year.

---

## 2.4 Optional Volume

- (a) In the event that the Purchaser notifies the Supplier pursuant to Section 2.3(b)(ii) that it will purchase less than the Threshold Quantity (as adjusted pursuant to Section 2.6, as the case may be) of Metal in the M+1 Month, the following shall apply:
- (i) The Supplier shall be entitled to elect, at its option, by way of notice to the Purchaser within 10 days of receipt of the Purchaser's notice pursuant to Section 2.3(b)(ii) (the "**Supplier's Notice**"), to supply the Purchaser with a quantity of Pre-Alloyed Metal in the M+1 Month (the "**Optional Volume**"), in addition to the Metal to be purchased by the Purchaser pursuant to the terms of the applicable Monthly Order, from a Supplier Facility of the Supplier's choosing. The quantity of Optional Volume to be sold and purchased hereunder in any given calendar month shall be determined by the Supplier up to the maximum quantity of Optional Volume set forth in **Schedule 8** (or up to such adjusted maximum quantity of Optional Volume, as the case may be, as determined in accordance with Section 2.6), and shall be indicated in the Supplier's notice (the "**Offered Optional Volume**"). If the Supplier fails to provide the Supplier's Notice within the prescribed period, the Supplier shall be deemed to have elected to not supply any quantity of Optional Volume;
  - (ii) The Purchaser shall be entitled to elect, at its option, by way of notice to the Supplier within 5 days of its receipt of the Supplier's Notice (the "**Purchaser's Notice**") to accept the supply of the Offered Optional Volume, in whole or in part. The quantity of Offered Optional Volume accepted by the Purchaser shall be indicated in the Purchaser's Notice and shall be the definitive quantity of Optional Volume to be supplied and purchased in the calendar month in question (the "**Definitive Monthly Optional Volume**"). If the Purchaser fails to provide the Purchaser's Notice within the prescribed period, the Purchaser shall be deemed to have elected to not purchase any of the Offered Optional Volume; and
  - (iii) The Offered Optional Volume and the Definitive Monthly Optional Volume shall be taken into account in calculating the Volume Adjustment for the Contract Year in question.
- (b) The Parties acknowledge and agree that any quantity of Optional Volume which is supplied and purchased pursuant to the terms of this Section 2.4 shall be counted for purposes of determining whether or not the Purchaser has met its aluminum purchase obligations pursuant to the terms of the Remelt Agreement. Contemporaneously herewith, the Parties have entered into an amendment to the Remelt Agreement in order to reflect the specific terms of counting such Optional Volume toward the Purchaser's volume purchase requirements under the Remelt Agreement.

---

## 2.5 Volume Adjustments

The amount of any Volume Adjustment which is applicable for the immediately preceding Contract Year shall be calculated on an annual basis within fifteen (15) days of the end of each Contract Year pursuant to the terms of **Schedule 7**. If the Volume Adjustment consists of a volume discount, such amount shall be credited to the Purchaser and shall be offset against payments due by Purchaser in respect of subsequent Monthly Orders, and if the Volume Adjustment consists of a volume premium, the Supplier shall issue an invoice for such amount to the Purchaser, which invoice shall be payable by the Purchaser on the next following Payment Date which shall not be less than 30 days from the invoice date.

## 2.6 Reduction of Annual Quantity Range

Within 30 days of any notice sent by a Party to the other Party proposing to reduce the Annual Quantity Range pursuant to and in accordance with the terms of this Agreement (a "**Reduction Notice**"), the Parties shall enter into good faith negotiations to reduce the following elements of the Agreement to levels that are consistent with the new Annual Quantity Range, which reductions will take effect contemporaneously with the reductions to the Annual Quantity Range:

- (i) the Maximum Monthly Quantity;
- (ii) the Minimum Monthly Quantity;
- (iii) the Threshold Quantity;
- (iv) the maximum quantity of Optional Volume (and the related components of **Schedule 8**); and
- (v) the Maximum Volume of Annual Quantity, the Threshold 1 of Annual Quantity Range, the Threshold 2 of Annual Quantity Range, and the Minimum Volume of Annual Quantity Range used for the purposes of calculating the volume premiums in accordance with the terms of **Schedule 7**.

If the Parties fail to agree on the reductions to any one of the above elements in whole or in part, within 6 months of a Reduction Notice, the elements in dispute shall be deemed to be a Dispute and shall be dealt with in accordance with the provisions of Article 7 of this Agreement.

## 2.7 Supplier's Shipping Obligations

- (a) The delivery of Metal and Pre-Alloyed Metal pursuant to this Section 2.6 shall be governed by Incoterms 2010. All Metal and Pre-Alloyed Metal, as the case may be, shall be delivered in accordance with the following terms:

- 
- (i) \*\*\* for delivery to the Logan Facility;
  - (ii) \*\*\* for delivery to the Oswego Facility;
  - (iii) \*\*\* for delivery to the Brazil Facility; and
  - (iv) \*\*\* for delivery to any of the Purchaser's facilities located in Europe pursuant to the terms of Section 2.2(c).
- (b) The Supplier undertakes to maintain the same practices and levels of service in respect of shipments of Metal and Pre-Alloyed Metal hereunder consistent with its past and current practices. The Supplier undertakes to ensure that any shipments of Metal and Pre-Alloyed Metal supplied hereunder:
- (i) to the Oswego Facility, may be made by rail to an intermediate point (which may be Brockville, Ontario), with onward shipment to such the Oswego Facility by truck; and
  - (ii) to the Logan Facility, may be made by either rail or truck in accordance with current practice. Changes to current practice require mutual agreement.
- (c) Matters regarding shipment and delivery performance hereunder shall be governed by the provisions of Schedule 6.

**2.8 Price**

- (a) The price payable by the Purchaser to the Supplier for each Tonne of Metal and for each Tonne of Pre-Alloyed Metal, as the case may be, sold and purchased pursuant to Sections 2.1 and 2.2 shall be the applicable Contract Price. The calendar month used for calculating the Contract Price for any shipment of Metal shall be \*\*\* as set forth in the relevant Monthly Order, irrespective of the date of actual shipment.
- (b) In the event that (i) LME ceases or suspends trading in aluminum or, (ii) *Platt's Metal Week* ceases to be published or ceases to publish the relevant reference price for determining the Midwest Transaction Price, the \*\*\* price or the \*\*\* price, the Parties shall meet with a view to agreeing on an alternative publication or, as applicable, reference price. If the Parties fail to reach an agreement within sixty (60) days of any Party having notified the other to enter into discussions to agree to an alternative publication or reference price, then the Chairman of the LME in London, England or his nominee shall be requested to select a suitable reference in lieu thereof and an appropriate amendment to the terms of this Section 2.8. The decision of the Chairman or his nominee shall be final and binding on the Parties.

---

**2.9** Quality

- (a) Metal and Pre-Alloyed Metal, as the case may be, supplied under this Agreement shall comply with the Specifications set forth in **Schedule 5**. The Supplier shall use Commercially Reasonable Efforts to notify the Purchaser prior to shipment of any Metal or Pre-Alloyed Metal that does not meet Specifications. The Purchaser shall not be required to accept delivery of any Metal or Pre-Alloyed Metal that does not meet Specifications. Metal or Pre-Alloyed Metal which is supplied by the Supplier and which does not meet the Specifications may, at the Purchaser's option, either (i) be returned to the Supplier, together with a notice to that effect indicating the technical reasons for rejecting the Metal or Pre-Alloyed Metal in question, \*\*\*, or (ii) be retained by the Purchaser at a discounted price to be mutually agreed by the Parties, \*\*\*.
- (b) Either Party may from time to time request a change to the Specifications and the Parties shall use Commercially Reasonable Efforts to reach an agreement with respect to such a request.

**2.10** Payment

- (a) The Purchaser shall pay the Supplier in full, in accordance with Supplier's commercial invoice, for each shipment of Metal and Pre-Alloyed Metal meeting the Specifications or otherwise accepted by Purchaser. Payment shall be made on \*\*\*. In addition, payment of any invoice issued by the Supplier to reflect Volume Adjustments shall be made in accordance with the terms of Section 2.5.
- (b) If the Purchaser believes that a shipment of Metal or Pre-Alloyed Metal does not meet the Specifications and has rejected such Metal in a timely manner in accordance with the terms of Section 2.9(a), it need not pay the invoice or the portion thereof relating to such shipment. However, if the Purchaser subsequently accepts that the Metal or Pre-Alloyed Metal complies with the Specifications, the Purchaser shall pay the invoice and, if payment is overdue pursuant to Section 2.10(a) above, interest in accordance with Section 2.10(c).
- (c) If any payment required to be made pursuant to Sections 2.10(a) or 2.10(b) above is overdue, the full amount shall bear interest at a rate per annum equal to the Default Interest Rate calculated on the actual number of days elapsed, accrued from and excluding the date on which such payment was due, up to and including the actual date of receipt of payment in the nominated bank or banking account.
- (d) All amounts paid to the Supplier or the Purchaser hereunder shall be paid in Dollars by wire transfer in immediately available funds to the account specified by the Supplier or Purchaser, as applicable, by notice from time to time by one Party to the other hereunder.



---

(e) If any Party fails to purchase or supply, as applicable, any quantity of Metal (or Pre-Alloyed Metal pursuant to the terms of Section 2.4 as the case may be) in any calendar month as required under the terms of this Agreement, \*\*\*.

**2.11 Title and Risk of Loss**

Title to and risk of damage to and loss of Metal and Pre-Alloyed Metal shall pass to the Purchaser \*\*\*.

**2.12 Purchaser as Principal**

Purchaser warrants that all Metal and Pre-Alloyed Metal to be purchased hereunder shall be purchased for Purchaser's own consumption. Purchaser agrees that it shall not re-sell or otherwise make available to any Person any Metal or Pre-Alloyed Metal purchased from the Supplier hereunder, other than in respect of transactions undertaken in small quantities by the Purchaser to balance purchases or Purchaser's metal position.

**2.13 Potential Alloy Size Combinations**

During the Term, the Parties shall continue to explore in good faith potential alloy size combinations where the Purchaser could order significant volumes at an appropriate discount to the Contract Price to be agreed by the Parties.

**2.14 Continuous Supply Chain Improvement**

The Parties shall form a work group comprised of four representatives of each Party to identify opportunities to improve the supply chain, to agree on performance metrics and to determine appropriate financial penalties and incentives relative to target performance levels. This Agreement, including Schedule 6, will be modified accordingly to reflect any agreements reached by the Parties in connection with such process.

**3. FORCE MAJEURE**

**3.1 Effect of Force Majeure**

No Party shall be liable for any loss or damage that arises directly or indirectly through or as a result of any delay in the fulfilment of or failure to fulfil its obligations in whole or in part (other than the payment of money as may be owed by a Party) under this Agreement where the delay or failure is due to Force Majeure. The obligations of the Party affected by the event of Force Majeure (the "**Affected Party**") shall be suspended, to the extent that those obligations are affected by the event of Force Majeure, from the date the Affected Party first gives notice in respect of that event of Force Majeure until cessation of that event of Force Majeure (or the consequences thereof).

---

### 3.2 Definition

“**Force Majeure**” shall mean any act, occurrence or omission (or other event), subsequent to the commencement of the Term hereof, which is beyond the reasonable control of the Affected Party including, but not limited to: fires, explosions, accidents, strikes, lockouts or labour disturbances, floods, droughts, earthquakes, epidemics, seizures of cargo, wars (whether or not declared), civil commotion, acts of God or the public enemy, action of any government, legislature, court or other Governmental Authority, action by any authority, representative or organisation exercising or claiming to exercise powers of a government or Governmental Authority, compliance with Applicable Law, blockades, power failures or curtailments, inadequacy or shortages or curtailments or cessation of supplies of raw materials or other supplies, failure or breakdown of equipment or facilities, the invocation of Force Majeure by any party to an agreement under which any Party’s operations are affected, and any declaration of Force Majeure by the facility producing the Metal, or any other event beyond the reasonable control of the Parties whether or not similar to the events or occurrences enumerated above. In no circumstances shall problems with making payments constitute Force Majeure.

### 3.3 Notice

Upon the occurrence of an event of Force Majeure, the Affected Party shall promptly give notice to the other Party hereto setting forth the details of the event of Force Majeure together with reasonably detailed supporting documentation where applicable and an estimate of the likely duration of the Affected Party’s inability to fulfil its obligations under this Agreement. The Affected Party shall use Commercially Reasonable Efforts to remove the said cause or causes and to resume, with the shortest possible delay, compliance with its obligations under this Agreement provided that the Affected Party shall not be required to settle any strike, lockout or labour dispute on terms not acceptable to it. When the said cause or causes have ceased to exist, the Affected Party shall promptly give notice to the other Party that such cause or causes have ceased to exist.

### 3.4 Pro Rata Allocation

If the Supplier’s supply of any Metal or Pre-Alloyed Metal to be delivered to the Purchaser is stopped or disrupted by an event of Force Majeure, the Supplier shall have the right to allocate its available supplies of such Metal and Pre-Alloyed Metal, if any, among any or all of its existing customers whether or not under contract, in a fair and equitable manner. In addition, where the Supplier is the Affected Party, it may (but shall not be required to) offer to supply, from another source, Metal and Pre-Alloyed Metal of similar quality in substitution for the Metal and Pre-Alloyed Metal subject to the event of Force Majeure to satisfy that amount which would have otherwise been sold and purchased hereunder at a price which may be more or less than the price hereunder.

---

### 3.5 Consultation

Within thirty (30) days of the cessation of the event of Force Majeure, the Parties shall consult with a view to reaching agreement as to the Supplier's obligation to provide, and the Purchaser's obligation to take delivery of, that quantity of Metal and Pre-Alloyed Metal that could not be sold and purchased hereunder because of the event of Force Majeure, provided that any such shortfall quantity has not been replaced by substitute Metal or Pre-Alloyed Metal pursuant to the terms above.

In the absence of any agreement by the Parties, failure to deliver or accept delivery of Metal or Pre-Alloyed Metal which is excused by or results from the operation of the foregoing provisions of this Section 3 shall not extend the Term of this Agreement and the quantities of Metal or Pre-Alloyed Metal to be sold and purchased under this Agreement shall be reduced by the quantities affected by such failure.

### 3.6 Termination

- (a) If an event of Force Majeure where the Affected Party is the Purchaser shall continue for more than \*\*\*, then the Supplier shall have the right to terminate this Agreement in whole or in respect of the relevant Delivery Site to the extent such Delivery Site is affected by the Force Majeure by providing a \*\*\* notice to the Purchaser.
- (b) If an event of Force Majeure where the Affected Party is the Supplier shall continue for more than \*\*\*, then the Purchaser shall have the right to terminate this Agreement in whole or in respect of the relevant Supplier Facility to the extent that such Supplier Facility is affected by the Force Majeure, by providing a \*\*\* notice to the Supplier.

## 4. ASSIGNMENT

### 4.1 Prohibition on Assignments

No Party shall assign or transfer this Agreement, in whole or in part, or any interest or obligation arising under this Agreement except as permitted by Section 4.2, without the prior written consent of the other Party.

### 4.2 Assignment within RTA Group or Novelis Group

- (a) With the consent of Novelis, such consent not to be unreasonably withheld or delayed, RTA may elect to have one or more of the Persons comprising the RTA Group assume the rights and obligations of the Supplier under this Agreement, provided that
  - (i) RTA shall remain fully liable for all obligations of the Supplier hereunder, and

- 
- (ii) the transferee will remain at all times a member of the RTA Group;

any such successor to RTA as a Supplier under this Agreement shall be deemed to be the “**Supplier**” for all purposes of the Agreement.

- (b) With the consent of RTA, such consent not to be unreasonably withheld or delayed, Novelis may elect to have one or more of the Persons comprising the Novelis Group assume the rights and obligations of the Purchaser under this Agreement, provided that

- (i) Novelis shall remain fully liable for all obligations of the Purchaser hereunder, and

- (ii) the transferee will remain at all times a member of the Novelis Group;

any such successor to Novelis as Purchaser under this Agreement shall be deemed to be the “**Purchaser**” for all purposes of this Agreement.

## 5. TERM AND TERMINATION

### 5.1 Term

The term of this Agreement (the “**Term**”) shall commence on the Effective Date and shall terminate on December 31<sup>st</sup> of the Contract Year immediately preceding the Contract Year in which the Annual Quantity Range has been reduced to 0 pursuant to the terms of Section 1.1, unless terminated earlier pursuant to the provisions of this Agreement.

### 5.2 Termination

This Agreement shall terminate:

- (a) upon expiry of the Term as provided for in Section 5.1;
- (b) upon the mutual agreement of the Parties prior to the expiry of the Term;
- (c) pursuant to Section 3.6 as a result of Force Majeure; or
- (d) at the election of the Terminating Party after the occurrence of an Event of Default, in accordance with Section 6.1.

## 6. REMEDIES FOR BREACH

### 6.1 Events of Termination

This Agreement may be terminated in its entirety at the option of a Party (the “**Terminating Party**”), in the event that an Event of Default occurs in relation to the other Party (the “**Defaulting Party**”), and such termination shall take effect immediately upon the Terminating Party providing notice to the Defaulting Party of the termination.

---

For the purposes of this Agreement, each of the following shall individually and collectively constitute an “**Event of Default**” with respect to a Party:

- (a) such Party defaults in its obligation to make any payments which are due and payable by it pursuant to this Agreement, and such default is not cured within thirty (30) days following receipt by the Defaulting Party of notice of such default;
- (b) such Party breaches any of its material obligations pursuant to this Agreement (other than as set out in paragraph (a) above), including, in the case of the Purchaser, the failure by the Purchaser to purchase the minimum amount of the applicable Annual Quantity Range in a Contract Year, and such breach has not been remedied by the Defaulting Party within sixty (60) days after receipt of notice from the non-defaulting Party specifying the default with reasonable detail and demanding that it be cured;
- (c) such Party (i) is bankrupt or insolvent or takes the benefit of any statute in force for bankrupt or insolvent debtors, or (ii) files a proposal or takes any action or proceeding before any court of competent jurisdiction for dissolution, winding-up or liquidation, or for the liquidation of its assets, or a receiver is appointed in respect of its assets, which order, filing or appointment is not rescinded within sixty (60) days; or
- (d) proceedings are commenced by or against such Party under the laws of any jurisdiction relating to reorganization, arrangement or compromise.

## 7. DISPUTE RESOLUTION

### 7.1 Disputes

The provisions of this Section 7 shall govern all disputes, controversies or claims (whether arising in contract, delict, tort or otherwise) between the Parties that may arise out of, or relate to, or arise under or in connection with, this Agreement (a “**Dispute**”).

### 7.2 Negotiation

The Parties hereby undertake to attempt in good faith to resolve any Dispute by way of negotiation between senior executives who have authority to settle such Dispute. In furtherance of the foregoing, any Party may initiate the negotiation by way of a notice (an “**Escalation Notice**”) demanding an in-person meeting involving representatives of the Parties at a senior level of management of the Parties (or if the Parties agree, of the appropriate strategic business unit or division within such Party). A copy of any Escalation Notice shall be given to the Chief Legal Officer of each

---

Party (which copy shall state that it is an Escalation Notice pursuant to this Agreement). Any agenda, location or procedures for such negotiation may be established by the Parties from time to time; provided, however, that the negotiation shall be completed within thirty (30) days of the date of the Escalation Notice or within such longer period as the Parties may agree in writing prior to the expiration of the initial thirty-day period.

### 7.3 Mediation

- (a) If the Dispute has not been resolved by negotiation as provided in Section 7.2 within thirty (30) days of the date of the Escalation Notice or such extended period as may be agreed by the Parties, or should the Parties fail to meet within the said thirty-day period, the Parties shall endeavour to settle the Dispute by mediation. The Party wishing to refer a Dispute to mediation shall give written notice to the other (the "**Mediation Notice**") describing the Dispute, requiring that the Dispute be submitted to mediation and proposing the name of a suitable person to be appointed mediator.
- (b) If the other Party rejects the proposed mediator and the Parties are unable to agree on a mediator within fifteen (15) days of the Mediation Notice, then either Party may request the CPR Institute for Dispute Resolution to appoint a mediator from the CPR Panel of Distinguished Neutrals.
- (c) The mediator shall be entitled to make recommendations to the Parties which, unless the Parties agree otherwise, shall not be binding upon them.
- (d) The mediation shall continue until the earliest to occur of the following: (i) the Parties reach agreement as to the resolution of the Dispute, (ii) the mediator makes a finding that there is no possibility of resolution through mediation, or (iii) sixty (60) days have elapsed since the appointment of the mediator.
- (e) Each Party shall bear its own costs in connection with the mediation; the fees and disbursements of the mediator shall be borne equally by the Parties.
- (f) If the Parties accept any recommendation made by the mediator or otherwise reach agreement as to the resolution of the Dispute, such agreement shall be recorded in writing and signed by the Parties, whereupon it shall become binding upon the Parties and have, as between them, the authority of a final judgment or arbitral award (*res judicata*).
- (g) The mediation shall be confidential and neither the Parties (including their auditors and insurers) nor their counsel and any Person necessary to the conduct of the mediation nor the mediator or any other neutral involved in the mediation shall disclose the existence, content (including submissions made, positions adopted and any evidence or documents presented or exchanged), or outcome of any mediation hereunder without the prior written consent of the Parties, except as may be required by Applicable Law or the applicable rules of a stock exchange.

- 
- (h) In the event that a Dispute is referred to arbitration in accordance with Section 7.4 below, the mediator or any other neutral involved in the mediation shall not take part in the arbitration, whether as a witness or otherwise, and any recommendation made by him in connection with the mediation shall not be relied upon by either Party without the consent of the other Party and of the mediator or neutral, and neither Party shall make use of or rely upon information supplied, positions adopted, or arguments raised, by the other Party in the mediation.
  - (i) Subject to the right of the Parties to seek interim or conservatory relief from a court of competent jurisdiction, as provided below in Section 7.4(e), neither Party shall be entitled to refer a Dispute to arbitration unless the dispute has first been the subject of an Escalation Notice and been referred to mediation in accordance with Sections 7.2 and 7.3.

#### 7.4 Arbitration

- (a) Any Dispute which has not been resolved by negotiation or mediation as provided herein shall, upon the request of either Party, be referred to and finally resolved by arbitration in accordance with the Arbitration Rules of the London Court of International Arbitration (“**LCIA**”) then in force (the “**LCIA Rules**”).
- (b) The arbitral tribunal shall consist of three arbitrators. The place of arbitration shall be Montréal, Canada. The language of the arbitration shall be English.
- (c) The costs of the arbitration shall be specified by the arbitral tribunal and shall be borne by the unsuccessful Party, unless the arbitral tribunal, in its discretion, determines a different apportionment, taking all relevant circumstances into account. The costs of arbitration include, in addition to the costs of the arbitration as determined by the LCIA Court under Article 28.1 of the LCIA Rules, the legal and other costs incurred by the Parties, including: (i) the reasonable travel and other expenses of witnesses; (ii) the reasonable fees and expenses of expert witnesses; and (iii) the costs of legal representation and assistance, to the extent that the arbitral tribunal determines that the amount of such costs is reasonable.
- (d) The arbitral tribunal shall endeavour to issue its award within sixty (60) days of the last hearing of the substantive issues in dispute between the Parties; however, the arbitral tribunal shall not lose jurisdiction if it fails to respect this delay. The arbitral award shall be final and binding.
- (e) For the purposes of any interim or conservatory measure that may be sought in aid of the arbitration proceedings, the Parties hereby irrevocably submit to the

---

non-exclusive jurisdiction of the competent court in the judicial district of Montréal, Canada, and waive any right to invoke, and they hereby agree not to invoke, any claim of *forum non conveniens*, inconvenient forum, or transfer or change of venue. Without prejudice to such interim or conservatory remedies as may be obtained from a competent court, the arbitral tribunal shall have full authority to grant interim or conservatory remedies and to award damages for the failure of any Party to respect the arbitral tribunal's orders to that effect.

- (f) Neither the Parties (including their auditors and insurers) nor their counsel and any Person necessary to the conduct of the arbitration nor the arbitrators shall disclose the existence, content (including submissions and any evidence or documents presented or exchanged), or outcome of any arbitration hereunder without the prior written consent of the Parties, except as may be required by Applicable Law or the applicable rules of a stock exchange.

#### 7.5 Continuing Obligations

The existence of a Dispute between the Parties with respect to this Agreement shall not relieve either Party from performance of its obligations under this Agreement that are not the subject of such Dispute.

### 8. MISCELLANEOUS

#### 8.1 Construction

In this Agreement, unless a clear contrary intention appears:

- (a) the singular number includes the plural number and *vice versa*;
- (b) reference to any Person includes such Person's successors and assigns but, if applicable, only if such successors and assigns are not prohibited by this Agreement, and reference to a Person in a particular capacity excludes such Person in any other capacity or individually;
- (c) reference to any gender includes each other gender;
- (d) reference to any agreement, document or instrument means such agreement, document or instrument as amended, modified, supplemented or restated, and in effect from time to time in accordance with the terms thereof subject to compliance with the requirements set forth herein;
- (e) reference to any Applicable Law means such Applicable Law as amended, modified, codified, replaced or reenacted, in whole or in part, and in effect from time to time, including rules and regulations promulgated thereunder, and reference to any section or other provision of any Applicable Law means that provision of such Applicable Law from time to time in effect and constituting the substantive amendment, modification, codification, replacement or reenactment of such section or other provision;



- 
- (f) “herein”, “hereby”, “hereunder”, “hereof”, “hereto” and words of similar import shall be deemed references to this Agreement or to the relevant Ancillary Agreement as a whole and not to any particular Article, Section or other provision hereof or thereof;
  - (g) “including” (and with correlative meaning “include”) means including without limiting the generality of any description preceding such term;
  - (h) the Table of Contents and headings are for convenience of reference only and shall not affect the construction or interpretation hereof or thereof;
  - (i) with respect to the determination of any period of time, “from” means “from and including” and “to” means “to but excluding”; and
  - (j) references to documents, instruments or agreements shall be deemed to refer as well to all addenda, exhibits, schedules or amendments thereto.

**8.2 Notices**

All notices and other communications under this Agreement shall be in writing and shall be deemed to be duly given (a) on the date of delivery, if delivered personally, (b) on the first Business Day following the date of dispatch if delivered by a nationally recognized next-day courier service, (c) on the date of actual receipt if delivered by registered or certified mail, return receipt requested, postage prepaid or (d) if sent by facsimile transmission, when transmitted and receipt is confirmed by telephone. All notices hereunder shall be delivered as follows:

**If to the Purchaser, to:**

**Novelis Inc.**

Two Alliance Center  
3560 Lenox Road, Suite 2000  
Atlanta, Georgia 30326

Fax: 404-760-0137

Attention: General Counsel

---

**If to the Supplier, to:**

**Rio Tinto Alcan Inc.**

1188 Sherbrooke Street West  
Montreal, Quebec  
H3A 3G2

Fax: 514-848-8115

Attention: Chief Legal Officer

Any Party may, by notice to the other Party, change the address or fax number to which such notices are to be given.

**8.3 Governing Law**

(a) This Agreement shall be governed by and construed and interpreted in accordance with the laws of the Province of Quebec and the laws of Canada applicable therein, irrespective of conflict of laws principles under Quebec law, as to all matters, including matters of validity, construction, effect, enforceability, performance and remedies.

(b) The Parties have agreed that this Agreement be drafted in English. Les parties ont convenu de rédiger ce contrat en anglais.

**8.4 Judgment Currency**

The obligations of a Party to make payments hereunder shall not be discharged by an amount paid in any currency other than Dollars, whether pursuant to a court judgment or arbitral award or otherwise, to the extent that the amount so paid upon conversion to Dollars and transferred to an account indicated by the Party to receive such funds under normal banking procedures does not yield the amount of Dollars due, and each Party hereby, as a separate obligation and notwithstanding any such judgment or award, agrees to indemnify the other Party against, and to pay to such Party on demand, in Dollars, any difference between the sum originally due in Dollars and the amount of Dollars received upon any such conversion and transfer.

**8.5 Entire Agreement**

With the exception of the Consignment Agreements which shall remain in full force and effect, this Agreement and the schedules hereto contain the entire agreement between the Parties with respect to the subject matter hereof and supersede all previous agreements in respect of such subject matter, including the Original Agreement, the letter agreement dated July 11, 2007, the Amended Agreement and the Delivery Site Designation Agreement. No agreements or understandings exist between the Parties with respect to the subject matter hereof other than those set forth or referred to herein or therein.

---

**8.6** Severability

If any provision of this Agreement or the application thereof to any Person or circumstance is determined by a court of competent jurisdiction to be invalid, void or unenforceable, the remaining provisions hereof, or the application of such provision to Persons or circumstances or in jurisdictions other than those as to which it has been held invalid or unenforceable, shall remain in full force and effect and shall in no way be affected, impaired or invalidated thereby, so long as the economic or legal substance of the transactions contemplated hereby is not affected in any manner adverse to any Party. Upon such determination, the Parties shall negotiate in good faith in an effort to agree upon such a suitable and equitable provision to effect the original intent of the Parties.

**8.7** Survival

The obligations of the Parties under Sections 2.8, 2.9, 2.10, 2.11, 4, 7, and 8 and each Party's liability for the breach of any obligation contained herein shall survive the expiration of the Term or earlier termination of this Agreement.

**8.8** Execution in Counterparts

This Agreement may be executed in one or more counterparts, all of which shall be considered one and the same agreement, and shall become effective when one or more counterparts have been signed by each of the Parties and delivered to the other Party.

**8.9** Amendments

No provisions of this Agreement shall be deemed waived, amended, supplemented or modified by any Party, unless such waiver, amendment, supplement or modification is in writing and signed by the authorized representative of each of the Parties.

**8.10** Waivers

No failure on the part of a Party to exercise and no delay in exercising, and no course of dealing with respect to, any right, power or privilege under this Agreement shall operate as a waiver thereof, nor shall any single or partial exercise of any right, power or privilege under this Agreement preclude any other or further exercise thereof or the exercise of any other right, power or privilege. The remedies provided herein are cumulative and not exclusive of any remedies provided by Applicable Law.

---

**8.11 No Partnership**

Nothing contained herein or in the Agreement shall make a Party a partner of any other Party and no Party shall hold out the other as such.

**8.12 Taxes, Royalties and Duties**

All royalties, taxes and duties imposed or levied on any Metal or Pre-Alloyed Metal delivered hereunder (other than any taxes on the income of the Supplier) shall be for the account of and paid by the Purchaser.

**8.13 Limitations of Liability**

\*\*\*

**8.14 Confidentiality**

- (a) Subject to Section 8.15, each Party shall hold, and shall cause its respective Group members and its respective Affiliates (whether now an Affiliate or hereafter becoming an Affiliate) and its Representatives to not disclose and to hold, in strict confidence, with at least the same degree of care that applies to its own confidential and proprietary Information, all confidential and proprietary Information concerning the other Group (or any member thereof) that is either in its possession (including Information in its possession prior to the date hereof) or furnished by the other Group (or any member thereof) or by any of its Affiliates (whether now an Affiliate or hereafter becoming an Affiliate) or their respective Representatives at any time pursuant to this Agreement or the transactions contemplated hereby (any such Information referred to herein as “**Confidential Information**”), and shall not use, and shall cause its respective Group members, Affiliates and Representatives not to use, any such Confidential Information other than for such purposes as shall be expressly permitted hereunder or thereunder. Notwithstanding the foregoing, Confidential Information shall not include Information that is or was (i) in the public domain other than by the breach of this Agreement or by breach of any other agreement relating to confidentiality between or among the Parties and/or their respective Group members, their respective Affiliates or Representatives, (ii) lawfully acquired by such Party (or any member of the Group to which such Party belongs or any of such Party’s Affiliates) from a Third Party not bound by a confidentiality obligation, or (iii) independently generated or developed by Persons who do not have access to, or descriptions of, any such confidential or proprietary Information of the other Party (or any member of the Group to which such Party belongs).
- (b) Each Party shall maintain, and shall cause its respective Group members to maintain, policies and procedures, and develop such further policies and procedures as will from time to time become necessary or appropriate, to ensure compliance with this Section 8.14.

- 
- (c) Each Party agrees not to release or disclose, or permit to be released or disclosed, any Confidential Information to any other Person, except its Representatives who need to know such Confidential Information (who shall be advised of their obligations hereunder with respect to such Confidential Information), except in compliance with Section 8.15. Without limiting the foregoing, when any Confidential Information furnished by the other Party pursuant to this Agreement is no longer needed for the purposes contemplated by this Agreement, each Party will promptly, after request of the other Party and at the election of the Party receiving such request, return to the other Party all such Confidential Information in a printed or otherwise tangible form (including all copies thereof and all notes, extracts or summaries based thereon) and destroy all Confidential Information in an electronic or otherwise intangible form and certify to the other Party that it has destroyed such Confidential Information (and such copies thereof and such notes, extracts or summaries based thereon). Notwithstanding the foregoing, the Parties agree that to the extent some Confidential Information to be destroyed or returned is retained as data or records for the purpose of business continuity planning or is otherwise not accessible in the Ordinary Course of Business, such data or records shall be destroyed in the Ordinary Course of Business in accordance, if applicable, with the business continuity plan of the applicable Party.

#### **8.15** Protective Arrangements

In the event that any Party or any member of its Group or any Affiliate of such Party or any of their respective Representatives either determines on the advice of its counsel that it is required to disclose any Confidential Information (the “**Disclosing Party**”) pursuant to Applicable Law or receives any demand under lawful process or from any Governmental Authority to disclose or provide Confidential Information of the other Party (or any member of the Group to which such Party belongs) (the “**Requesting Party**”), the Disclosing Party shall, to the extent permitted by Applicable Law, promptly notify the other Party prior to the Disclosing Party disclosing or providing such Confidential Information and shall use Commercially Reasonable Efforts to cooperate with the Requesting Party so that the Requesting Party may seek any reasonable protective arrangements or other appropriate remedy and/or waive compliance with this Section 8.15. All expenses reasonably incurred by the Disclosing Party in seeking a protective order or other remedy will be borne by the Requesting Party. Subject to the foregoing, the Disclosing Party may thereafter disclose or provide such Confidential Information to the extent (but only to the extent) required by such Applicable Law (as so advised by legal counsel) or by lawful process or by such Governmental Authority and shall promptly provide the Requesting Party with a copy of the Confidential Information so disclosed, in the same form and format as disclosed, together with a list of all Persons to whom such Confidential Information was disclosed.

**[The remainder of this page is intentionally blank.]**

---

**IN WITNESS WHEREOF**, the Parties hereto have caused this Metal Supply Agreement to be executed by their duly authorized representatives.

**NOVELIS INC.**

By:           /s/ Philip Martens            
Name: Philip Martens  
Title: President and Chief Executive Officer  
Date: \_\_\_\_\_

**RIO TINTO ALCAN INC.**

By:           /s/ Jacynthe Côté            
Name: Jacynthe Côté  
Title: Chief Executive  
Date: \_\_\_\_\_

---

**SCHEDULE 1**

**ADDITIONAL PREMIUM**

The following Additional Premiums shall be charged to the Purchaser as part of the Contract Price, in respect of the identified alloys:

<u>Alloy</u>	<u>Additional Premium (\$/Tonne)</u>
***	*** if any Order consists of less than ***
*** (other than those set forth below)	***
***	***
***	***
***	***

---

**SCHEDULE 2**

\*\*\*

\*8 pages omitted





---

**SCHEDULE 4**

**LOGISTICS ADJUSTMENT**

The following logistics-related discounts shall be granted to and/or costs charged to the Purchaser as part of the Contract Price in respect of Metal and Pre-Alloyed Metal sold and purchased pursuant to the Agreement:

<u>Delivery Site</u>	<u>Delivery Term</u>	<u>Discount or Premium (\$/Tonne)</u>
Logan	***	***
Oswego	***	***
Brazil	***	***
Purchaser European facilities	***	***

---

**SCHEDULE 5**

**METAL SPECIFICATIONS**

**For Metal:**

See attached Specifications, and amendment letter between the Parties.

**For Pre-Alloyed Metal:**

See attached Specifications.

**Title:** Global Sheet Ingot Specification  
**Revision:** 5  
**Date:** 30 June 2011

Plants	Approval / Contact
AluNorf	Juergen Friedrich; Philip Meslage
Oswego	Dave Bonney
Sierre	Samuel Guignier; Bernard Cavin
Ulsan /YeongJu	WonJun Kim, YoungKi Joo
Logan	Stan Gish; Alan Bilbrey; Kevin Shutt; Dave Scott; Dave Davis
Pinda	Luiz Murad; Adriano Ferreira

TABLE OF CONTENTS

1.	GENERAL	35
2.	QUALITY ASSURANCE	35
3.	DIMENSIONAL TOLERANCES	37
4.	SURFACE QUALITY	39
5.	CHEMICAL COMPOSITION	39
6.	INTERNAL INGOT QUALITY	41
7.	IDENTIFICATION, TARPING, AND DOCUMENTATION	41
8.	APPENDIX A: DIMENSIONAL MEASUREMENTS	43
9.	APPENDIX B: ORDER SPECIFICATIONS	46
10.	APPENDIX C: PLANT SPECIFICATIONS	47

---

## 1. GENERAL

This ingot specification defines the requirements for alloyed aluminum rolling ingot to be supplied to Novelis Inc. rolling facilities and contracted tollers. The requirements outlined in this document will be used for the following purposes:

- Specification and quality requirements for purchased ingot from external sources.
- Transfer specifications and quality requirements for ingot produced by Novelis

All rolling ingot supplied to or fabricated by Novelis shall meet the requirements of this specification, unless otherwise agreed to by Novelis, its associates, and the supplier. Ingots not meeting this specification are subject to immediate rejection unless a waiver or concession has been pre-approved by Novelis and/or its associates.

General requirements for rolling ingot are covered in the main body of this specification. Plant specific requirements and instructions are also included in the attached appendices, which form a part of this specification. In case of conflict, plant specific requirements take precedence over those in the main body.

Exceptions to Section 2 through 7 can be discussed with the purchasing Novelis plant personnel at the acceptance of the Purchase order. Any Exceptions to the specification must be submitted in written form. An audit of the suppliers' process can be made by the Novelis personnel at any point.

## 2. QUALITY ASSURANCE

### 2.1. Quality System

The supplier must have in place a comprehensive quality system to ensure process and product conformance to this specification. The supplier's quality system must comply with the requirements of Section 1 of QS 9000 Latest Edition, ISO/TS16949 or ISO9001:2000. Suppliers not meeting this requirement must have a plan in place with timelines to achieve compliance to one of the above mentioned standards. Timelines are to be approved by the Management Representative. Assessment of compliance will be determined by one of the following methods:

- Proof of registration of certification to one of the above mentioned standards by an approved registrar.
- Initial systems audit by Novelis personnel.
- Systems audit of supplier by a Novelis approved 3<sup>rd</sup> party

At the discretion of Novelis or Novelis Rolling Plant, audits may be conducted to assess the supplier's continuing capability to supply a quality product. During the initial and subsequent audits, the supplier will be evaluated in the areas of technology (equipment, analytical capability and personnel) and quality systems with measured progress in process capability and continuous improvement areas.

---

## 2.2. Process Control Data

The ingot producing plants must provide information in the form of control charts, histograms and capability indices for specific process control data. The frequency and type of data submitted will be determined by the Novelis facility receiving the ingots. This data may include any process parameter which affects conformance with this specification. Typical examples are:

- Major element specifications
- Ordered length
- Metal cleanliness requirements

In the specific case of \*\*\*. Exceptions should be documented and communicated to the Hot Mill Process Group or other designated technical contact at the purchasing plant.

## 2.3. Process Changes

In cases where changes in process equipment, practices, materials, or analytical methods are being considered which may affect metal quality and metal properties, the supplier must advise Novelis and its respective rolling plant ingot coordinator of the proposed change prior to implementation. After notification and discussion with appointed Novelis Casting Technical representatives it will mutually be determined if the change warrants a quality planning activity, and if so, how the evaluation will be conducted. Examples of changes that would require notification are:

- \*\*\*
- \*\*\*
- \*\*\*
- \*\*\*
- \*\*\*
- \*\*\*
- \*\*\*

Ingot suppliers are expected to initiate and carry through the agreed quality planning activities prior to implementation of changes.

## 2.4. Ingot Performance

Ingots that do not meet the requirements of the purchase specification are subject to rejection or acceptance by concession by Purchasing Novelis Rolling Plants and tollers. Novelis Rolling Plants and tollers must give approval prior to shipment of any ingot not meeting specifications. \*\*\*. No concessions will be accepted by any Novelis facility if the ingot nonconformance renders Novelis's product to its customer nonconforming.

Novelis Rolling Plants and tollers will evaluate the performance of each of its supplying ingot plants on a periodic basis. Specific items evaluated will be:

- Recovery Performance in Novelis process
- Documentation
- Delivery Performance
- Product Quality & Conformance

- 
- Improvement Efforts
  - Communication

Ingot Producing Plants will provide Novelis Rolling Plants and tollers with corrective action plan related to ingot quality/geometry issues that have been raised by Rolling Plants feedback and field performance.

### 3. DIMENSIONAL TOLERANCES

#### 3.1. Ordered Thickness

Ordered thickness is defined as \*\*\*. Reference Appendix A: Dimensional Measurements.

The allowable deviation from the ordered thickness shall be \*\*\*. However, \*\*\*.

The nominal ingot thickness shall be marked on the ingot (see specific requirements in Appendix B: Order Specifications) and the actual thickness shall not exceed the acceptable deviation from the thickness marked.

When commissioning new molds, a thickness profile shall be completed and supplied to the Hot Mill Process Group or other designated technical contact at the purchasing plant and to the Novelis Molten Metal Processing (MMP) Group.

Before ordering new molds that are different in either design or technology, ingot suppliers \*\*\*. However, it remains the responsibility of ingot suppliers to meet the thickness, width and convexity/concavity specifications.

#### 3.2. Ordered Width

Ingot width is defined as the distance between the ingot edges, excluding the area of the ingot butt swell/transition region. Reference Appendix A: Dimensional Measurements.

\*\*\*.

Target deviation should be zero.

#### 3.3. Ordered Length

Ingot length is defined as the maximum distance from the ingot head to the ingot butt, measured at the center. Reference Appendix A: Dimensional Measurements.

Ingot can be supplied in one of the following conditions. Requirements are order specific and are stated in Appendix B: Order Specifications.

Condition A: Both Ends On

Condition B: Ingot Head On / Ingot Butt Off

Condition C: Both Ends Off

\*\*\*.

---

**3.4. Straightness of Saw Cut**

\*\*\*.

**3.5. Straightness**

Two measurements characterize straightness: lateral and longitudinal bows.

Lateral bow is the deviation from straight along the edges of the ingot, measured against a straight edge. Reference Appendix A: Dimensional Measurements.

\*\*\*.

Longitudinal bow is the maximum deviation from straight along the rolling faces of the ingot, measured against a straight edge. Reference Appendix A: Dimensional Measurements.

\*\*\*.

Ingot twist is the deviation from straight along the ingot rolling face measured against a straight edge diagonally across an ingot. \*\*\*.

**3.6. Flatness**

Concavity is defined as the negative deviation from flat across the rolling face of the ingot.

Convexity is defined as the positive deviation from flat across the rolling face of the ingot.

\*\*\*. Reference Appendix A: Dimensional Measurements.

**3.7. Butt Swell**

\*\*\*.

**3.8. Edge Configuration**

The shape of the ingot edges must be \*\*\*. Edge configuration is order specific and shall be described in Appendix B: Order Specifications.

\*\*\*. See appropriate Appendix for specific plant for exceptions.

**3.9. Ingot weight and Ingot marking**

Actual ingot weight must be used and clearly marked on the ingot as outlined in Appendix C: Plant Specifications.



---

#### 4. SURFACE QUALITY

##### 4.1. Appearance

All ingot surfaces shall be \*\*\*.

##### 4.2. Surface Defects

The following criteria shall be used in the determination of acceptability of ingot surface quality defects for use by Novelis Rolling Plants. Where specific defects are not listed or terminology not clear, contact the purchasing Novelis Rolling Plants for clarification and disposition.

In general, the rolling surface of the ingots \*\*\*. For \*\*\*. For \*\*\*.

\*\*\*

##### 4.3. Transition Zone

The transition zone is defined as the non-steady state area near the ingot butt where casting parameters are changing from starting conditions to steady state conditions. \*\*\*.

#### 5. CHEMICAL COMPOSITION

##### 5.1. Composition Limits

The chemical composition shall meet the limits of the Novelis alloy specification sheet. Chemical compositions are specified in mass fraction, reported as weight percent (% w/w). Although the Novelis alloy specification nomenclature is common in all plants, individual plants may have a local alias and require identification of ingot alloys with that alias. It is the responsibility of the ingot supplier to work towards demonstrated statistical control and capability and initiate continuous improvement to achieve this goal. Plants are expected to target nominal composition levels. Ingots produced in association with this specification shall report the chemical composition according to the Novelis alloy specification sheet.

\*\*\*.

##### 5.2. Reporting

Ingots must be delivered with a certificate of analysis reporting the chemical elements listed in the Novelis alloy specification sheet at the precision indicated.

In general, the list of elements expected to be analyzed are:

\*\*\*

Additional elements may be required for specialty alloys.

Some Novelis alloy specification sheets \*\*\*. All measured elements must conform to the specified limits.

---

Any other chemical element, whether measured or not, shall conform to the Others/Each limit. The sum of all elements not designated as primary, present at or above 0.010% and expressed to two decimal places before totaling, shall conform to the "Total" limit.

Measured values should be rounded as defined in ASTM E29 (rounding method) to the precision given in the specification sheet before testing conformance to the specification.

### 5.3. Sampling

A minimum of \*\*\* analytical samples shall be taken from the trough during each cast to determine the chemical composition. The sample location must be \*\*\*.

Sampling for analysis shall conform to \*\*\*.

The reported analysis shall be an average of \*\*\* analytical sampling positions. \*\*\*. Suppliers must be able to supply statistical evidence such as SPC charts, histograms, and capability analyses of their conformance to specification and process stability.

Representative Quantometer samples of each case must be stored at the casting facility and be made available to the Novelis Rolling Mills upon request. Analytical results shall be retained in electronic form for a minimum of \*\*\* years. The minimum retention period of the sample varies per plant and is listed in Appendix C: Plant Specifications.

### 5.4. Method of Analysis

For Novelis and Novelis associated ingot producers the Molten Metal Processing group shall approve the spectrometer, methods and standards used in the determination of chemical composition. Any changes from approved equipment, standards, or analytical techniques require notification and approval by the Molten Metal Processing group and notification to Novelis Hot Mill Process Groups and contracted tollers before implementation.

The method of analysis used shall meet the requirements of \*\*\*.

For third party ingot producers, their analytical capability must be verified before delivery of ingot can commence.

Suppliers must be able to supply statistical evidence as to the accuracy, reproducibility, and reliability of their spectrochemical analytical processes and equipment. Control charts of the periodic analysis of control samples is a simple means of fulfilling this requirement. Novelis can provide suitable control sample material upon request.

All suppliers shall be required to \*\*\*. Disagreements must be reconciled promptly. Suppliers must be prepared, if requested by Novelis Rolling Plants and contracted tollers, to \*\*\*.

### 5.5. \*\*\*

\*\*\*

---

## 6. INTERNAL INGOT QUALITY

### 6.1. Grain Refinement

If a specific method of grain refinement is required it is specified in the Novelis alloy specification sheet.

### 6.2. Ingot Shell Zone

\*\*\*.

### 6.3. Macrostructure

\*\*\*. If a specific macrostructure is required for other products, it will be specified in Appendix B: Order Specifications for the alloy ordered. \*\*\*.

### 6.4. Microstructure

\*\*\*. If a specific microstructure is required, it will be specified in Appendix B: Order Specifications for the alloy ordered. \*\*\*.

### 6.5. Gas Content

\*\*\*. The supplier must be able to supply statistical evidence such as SPC charts, histograms, and capability analyses documenting the ongoing efficiency of its in-line degassing process. \*\*\*. Samples for this order shall be taken at \*\*\*.

### 6.6. Metal Cleanliness

\*\*\*. Adjustments to filtration requirements are listed in Appendix B: Order Specifications. \*\*\*.

Good work practices must be employed to ensure that no disturbance to the in-line metal treatment and metal delivery systems occurs \*\*\*. Examples of unacceptable practices are: \*\*\*.

The supplier must use some accepted method to \*\*\*. The supplier must show evidence such as SPC charts, histograms, or capability analyses to demonstrate control of metal cleanliness. For example, \*\*\*. Specific metal cleanliness specifications may be developed with each supplier based on the alloy and product ordered and the method of measurement.

## 7. IDENTIFICATION, TARPING, AND DOCUMENTATION

### 7.1. Ingot Marking

The required marking and identification of ingots is detailed in Appendix C: Plant Specifications.

### 7.2. Tarping

Specific requirements can be found by plant in Appendix C: Plant Specifications.

---

### 7.3. Documentation

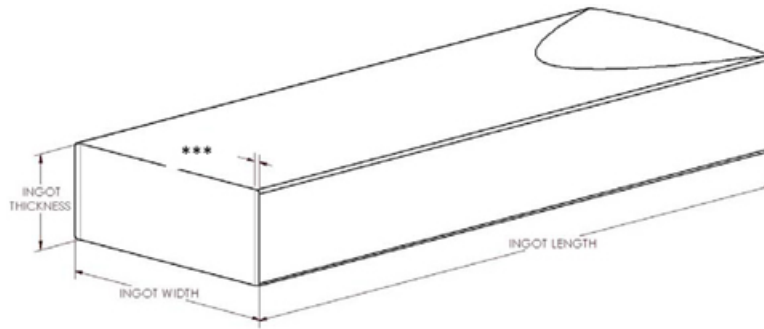
Accurate and complete documentation must precede the receipt of each ingot by Novelis Rolling Plants and tollers. This documentation typically includes chemical analyses & certification, shipping tallies, bills of lading, etc. Other documentation may be required by specific Novelis plants or on specific orders. Inaccurate or incomplete documentation may result in the rejection of a shipment.

The preferred method for receiving shipping documentation is through Electronic Data Interchange. Information about specific Rolling Plant Aluminum Electronic Transfer Systems requirements can be obtained from Production Planning or Operational Support Dept at Novelis Rolling Plants. In the event of EDI system failure or lack of compatible EDI capability, alternative means of documentation transmittal can be used. These include fax transmittals and hard copy documents that accompany the shipment. It is the supplier's responsibility to ensure receipt of all necessary documentation prior to material arriving on site.


---

8. APPENDIX A: DIMENSIONAL MEASUREMENTS

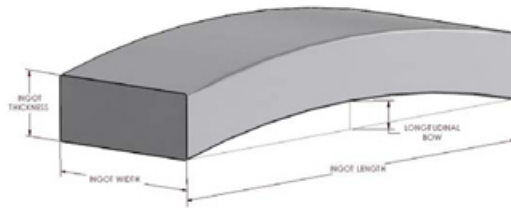
8.1. Ingot Length, Width & Thickness



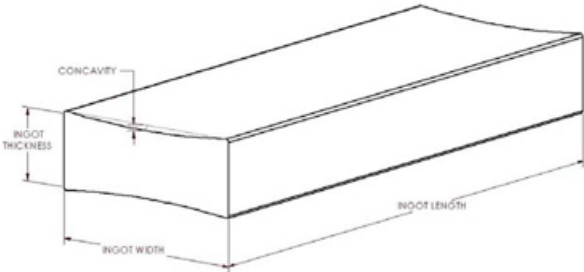
8.2. Lateral Bow



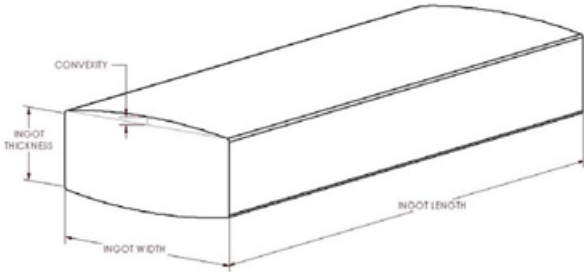
8.3. Longitudinal Bow



8.4. Concavity



8.5. Convexity



**9. APPENDIX B: ORDER SPECIFICATIONS**

This appendix is specific to the purchase order and details ingot geometry and plant requirements specific to the order. If no details are given here, then only the requirements in the main body of the document and in the applicable plant-specific section of Appendix C apply.

Alloy: See attached alloy specification in Appendix D

Grain Refinement: As detailed in Section 6 plus the Chemical Composition Specification attached as Appendix D

Macrostructure: As Detailed in Section 6.

Microstructure: As Detailed in Section 6.

Metal Cleanliness: As Detailed in Section 6.

Ordered Thickness = See Below

Ordered Width = See Below

Ordered Length = See Below

Condition of Supplied Ingot:

- i Condition A (Both Ends On)
- i Condition B (Ingot Head On / Ingot Butt Off)
- i Condition C (Both Ends Off)

Allowable Butt Swell = XXX in [XXX mm]

Edge Configuration:

\*\*\*

<u>Alloy</u>	<u>Thickness(mm)</u>	<u>Width (mm)</u>	<u>Length(mm)</u>	<u>Total (Tons)</u>
***	***	***	***	***
***	***	***	***	***
***	***	***	***	***
***	***	***	***	***
***	***	***	***	***
Total				***



---

## 10. APPENDIX C: PLANT SPECIFICATIONS

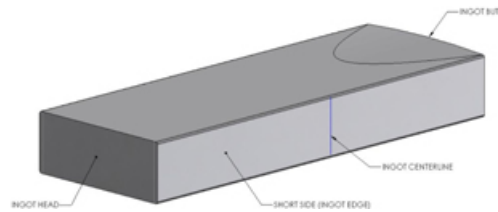
### 10.1. OSWEGO

#### 10.1.1. General

\*\*\*. For ingot supplied to Oswego Remelt \*\*\*.

For ingot supplied to Oswego \*\*\*.

#### 10.1.2. IngotMarking



- INGOT HEAD: Steel Stamp Oswego Alloy Code (Optional) and Vendor Ingot Number.
- INGOT SHORT SIDES: Ink stencil Oswego Alloy Code, Ingot size (thickness, width, and length), Vendor Ingot Number, and Actual Ingot Weight (lbs). The required ink stenciling for Oswego Hot Mill shall be a minimum of 2.75 inches (70mm) high. Any other “plant identification” required by the ingot supplier may be added.
- Bar code labels shall be placed on both the short sides no more than 15” from either end of the ingot and on the ingot head about 2” from the rolling face and 2” from the short side. Correct placement of the bar code labels is essential for ingot receiving and in-plant handling. Exceptions only if approved in advance in writing. Bar Code Label shall include Vendor Ingot Number as both Code 128 bar code with min 1 mil bars and min 1/2” high man readable.
- Ingots delivered by trucks must be covered. No exception.

#### 10.1.3. RecordRetention

For ingot supplied to Oswego, \*\*\*.

---

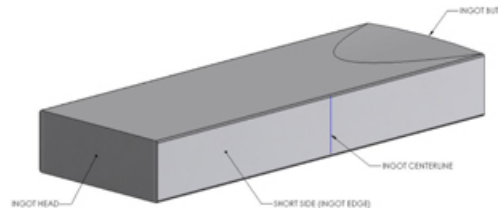
## 10.2. LOGAN

### 10.2.1. General

\*\*\*.

For ingot supplied to Logan \*\*\*.

### 10.2.2. IngotMarking



- Permanent stamp into 1/4”(6mm) or larger characters into top of ingot showing Logan’s ALLOY DESIGNATION and Vendor’s INGOT NUMBER. These markings must be highlighted with a circle or square drawn around the information or by underlining.
- Stenciling or writing must be done neatly on both short sides of the ingot near the head end in 1.75” (45mm) or larger block characters. Weight shown must be in pounds.
- The centerline of the ingot length including butt stool if not sawn must be marked on both- short sides of the ingot top to bottom in no greater than 1” (25mm) wide, straight, dark lines within +/- 1” (25mm) of actual ingot length.
- Trucks delivering ingots are required to tarp the load over each winter period starting November 1<sup>st</sup> and extending to March 31<sup>st</sup> of the following year. No exception.
- Steel stamping on the bottom or additional Information on the sides of the ingot is acceptable, as it doesn’t hamper visual recognition of the three marks listed above.

### 10.2.3. RecordRetention

For ingot supplied to Logan, \*\*\*.

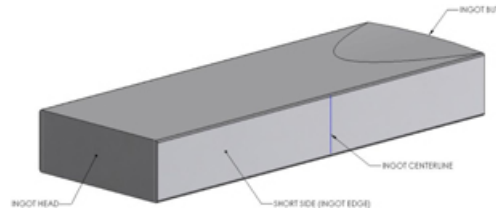
---

### 10.3. PINDA

#### 10.3.1. General

\*\*\*

#### 10.3.2. IngotMarking



- INGOT SHORT SIDES: Ink stencil Novelis Alloy Code, Ingot size (thickness, width, and length), Vendor Ingot Number, and Actual Ingot Weight (kg). The required ink stenciling shall be a minimum of 2.75 inches (70mm) high. Any other “plant identification” required by the ingot supplier may be added.
- Ingots delivered by trucks must be covered. No exception.

### 10.4. SIERRE

#### 10.4.1. IngotMarking

#### 10.4.2. RecordRetention

### 10.5. ALUNORF

#### 10.5.1. IngotMarking

The normal ingot marking (ingot identification number) which has a length of approximately 3000 mm is located on both narrow sides with a height of 90 mm +/- 20 mm (using stencil or with an automatic marking system). The ingot is to be marked at mid-thickness.

The ink used must be weather and heat resistant, so that it is readable after homogenization. For example Manufacturer Sander, Material description: Marsh colour blue, double pigmentation, Sander no. 20908.

\*\*\*

**10.5.1.1. Castingplant**

Up to 3 digit number, which identifies the casting plant where the corresponding ingot is cast. This number is assigned by AluNorf.

**10.5.1.2. Castnumber**

Up to 6 digit number, which identifies the cast.

**10.5.1.3. Ingotnumber**

Is a consecutive number corresponding to the ingot from a cast (max. 3 digits).

**10.5.1.4. Piecenumber**

Is only used for double lengths, which are sawn. Consecutive number of the piece from an ingot (max. 2 digits).

**10.5.1.5. Alloy**

Alloy number as specified by AluNorf.

**10.5.1.6. Filtration,mould and quality code**

(ingot type quality code) These 3 numbers specify in order the filtration procedure, the mould type used and the end application of the product.

\*\*\*

**10.5.1.7. Thickness,width, length**

Ingot measurements are in mm. After the ingot length marking, an area of the ingot can be used for specific plant requirement marking.

**10.5.1.8. Sawcode**

The saw code details if and where the ingot is to be sawn.

<u>Saw Code</u>	<u>Definition</u>
***	***
***	***
***	***
***	***

External ingots which are to be sawn in AluNorf are to be marked with the appropriate saw code. \*\*\*.

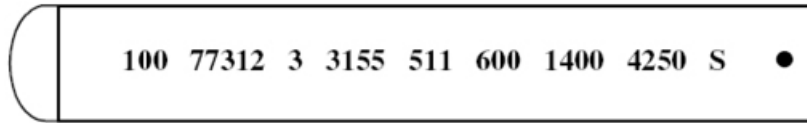
\*\*\*.

**10.5.1.9. Dot**

All ingots supplied by external suppliers must have a dot marking the ingot head and this dot must be visible after ingot sawing.

**10.5.1.10. Example– Short (Single Length) Ingots**

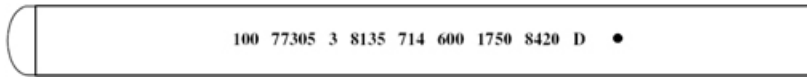
The marking begins approx. 600 mm from ingot head or foot.



**10.5.1.11. Example(double length) Ingots**

—Long

The marking begins approx. 2500 mm from ingot head or foot.



**10.5.1.12. \*\*\***

\*\*\*.

**10.5.1.13. Marking of test ingots**

Additional to the standard ingot identification, test ingots are to be marked with a test identification number which is marked to the right of the saw code. This test identification number consists of a letter and a 3 digit number. The letter identifies the ingot supplier or for whom the test is performed.

<u>Letter</u>	<u>Supplied from or Test for</u>
G	AluNorf
H	Novelis
V	Hydro

**10.5.2. Delivery Requirements**

The ingots shall be delivered together with delivery papers which shall include the following information:

- casting center code
- cast / batch number
- ingot piece number
- alloy (AluNorf designation)
- certificate of analysis
- ingot measurements (thickness, width and length)
- weight
- number of ingots
- customer
- order number
- name of vessel (if applicable)
- disposition number (if applicable)
- approximate delivery date

When ingots are delivered by vessel, all delivery papers shall be faxed to the AluNorf Ingot Receiving Department a minimum of two days prior to arrival. The preferred method for receiving delivery documents is through Electronic Transfer.

The wooden runners to which the ingots are strapped should be appropriately dimensioned. AluNorf uses wooden runners having a cross-section of approximately 125 x 125 mm. The wooden runners can be approximately 100 - 200 mm shorter than the ingots to which they are strapped and must be centered on the ingot.

#### 10.5.3. Receiving Inspection & Verification

Ingot geometry shall be measured for all new products delivered (i.e. casting center, alloy, ingot thickness and width). The AluNorf Remelt Technical Department shall be informed in writing by the ingot customer (Novelis, Hydro) of any process changes in the ingot supplier plant which may impact ingot geometry so that new ingot geometry measurements can be performed by AluNorf. Ingot geometry measurements performed by the supplier can be made available to AluNorf.

Every cast will be checked to ensure compliance with the AluNorf alloy specification.

#### 10.5.4. Record Retention

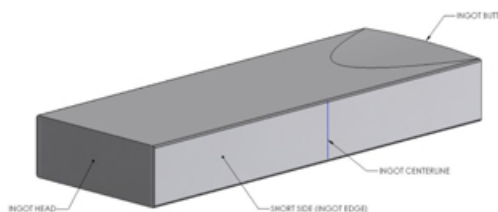
For ingot supplied to AluNorf, \*\*\*.

### 10.6. ULSAN

#### 10.6.1. General

\*\*\*.

#### 10.6.2. Ingot Marking



- INGOT HEAD: Steel Stamp Ulsan Alloy Code (Optional) and Vendor Ingot Number.

- INGOT SHORT SIDES: Ink stencil Ulsan Alloy Code, Ingot size (thickness, width, and length), Vendor Ingot Number, and Actual Ingot Weight (kg). The required ink stenciling for Ulsan shall be a minimum of 2 inches (50mm) high. Any other “plant identification” required by the ingot supplier may be added.
- Ingots delivered by trucks must be covered. No exception.
- Stenciling is required on both short faces.

#### 10.6.3. WoodRunner Requirements

For sheet ingot longer than 3m, no wood runner within 2m of the central zone should be used to facilitate fork truck handling. Wood runner size of 115mm (Height) x 100mm (Width). Runner Length shall not exceed the 80% of ingot width and 2 runners should be used for packing. Max weight per runner should be 10kg.

#### 10.6.4. Records

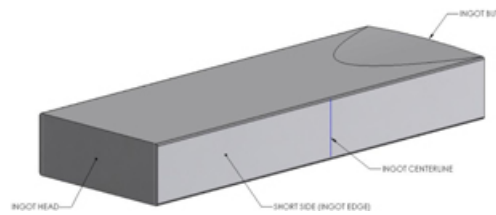
Certificate of Analysis shall be submitted promptly to Novelis at the point of delivery. This report shall reference the Novelis purchase order numbers included in the shipment.

### 10.7. YEONGJU

#### 10.7.1. General

\*\*\*.

#### 10.7.2. IngotMarking



- INGOT HEAD: Steel Stamp Yeongju Alloy Code (Optional) and Vendor Ingot Number.
- INGOT SHORT SIDES: Ink stencil Yeongju Alloy Code, Ingot size (thickness, width, and length), Vendor Ingot Number, and Actual Ingot Weight (kg). The required ink stenciling for Yeongju shall be a minimum of 2 inches (50mm) high. Any other “plant identification” required by the ingot supplier may be added.
- Ingots delivered by trucks must be covered. No exception.

---

**10.7.3. WoodRunner Requirements**

For sheet ingot longer than 3m, no wood runner within 2m of the central zone should be used to facilitate fork truck handling. Wood runner size of 115mm (Height) x 100mm (Width). Runner Length shall not exceed the 80% of ingot width and 2 runners should be used for packing. Max weight per runner should be 10kg.

**10.7.4. Records**

Certificate of Analysis shall be submitted promptly to Novelis at the point of delivery. This report shall reference the Novelis purchase order numbers included in the shipment.



---

**Amendment to Global Sheet Ingot Specification prepared by Novelis Inc. and dated [•], 2011**  
**(the “Global Sheet Ingot Specification”)**

Novelis Inc. (the “**Purchaser**”) and Rio Tinto Alcan Inc. (the “**Supplier**”) hereby confirm that they have agreed to the following amendments to the Global Sheet Ingot Specification in respect of the supply by the Supplier of aluminum sheet ingot to the Purchaser pursuant to the supply agreement of sheet ingot in North America dated January 1, 2011 (the “**Agreement**”). Capitalized terms used herein but not otherwise defined herein shall have the meanings ascribed thereto in the Agreement.

**1. General Amendments**

**1.1.** It is agreed and acknowledged by the Parties that to the extent that any of the terms of the Global Sheet Ingot Specification conflict with one or more terms in the Specification Agreements (as defined below), then the applicable terms of the Specification Agreements shall prevail over the conflicting terms in the Global Sheet Ingot Specification. The “Specification Agreements” are (i) the Agreement, (ii) any alloy specification sheet of the Purchaser, and (iii) any other written agreement between the Purchaser and the Supplier regarding particular alloys being supplied pursuant to the Agreement or regarding specific plants being supplied, if any.

**2. Amendments to Identified Sections of the Global Sheet Ingot Specification**

**2.1. Section 1 (General) and Section 2.1 (Quality System):**

The last sentence of the fourth paragraph of Section 1 is deleted and is replaced with the following: “\*\*\*.”

The following sentence shall be added at the end of Section 2.1: “Notwithstanding anything to the contrary contained herein, \*\*\*;

**2.2. Section 2.4 (Ingot Performance):**

The third sentence of the first paragraph of Section 2.4 is deleted and replaced with the following:

“\*\*\*.”

**2.3. Section 4.1 (Surface Quality – Appearance):**

The paragraph in Section 4.1 is deleted and replaced with the following:

“All ingot surfaces shall be \*\*\*.”

**2.4. Section 5.5 \*\*\*.**

Section 5.5 is deleted in its entirety.

---

2.5. Section 6.2 (Ingot Shell Zone):

At the end of the existing paragraph contained in Section 6.2, the following sentence is added: “Conventional casting technologies used by the Supplier  
\*\*\*.”

2.6. Section 6.5 (Gas Content):

The following sentence “\*\*\*” is deleted in its entirety and replaced with the following: “\*\*\*.”

2.7. Section 6.6 (Metal Cleanliness):

At the end of the second sentence of the first paragraph of Section 6.6, the words “\*\*\*” are deleted.

The third paragraph of Section 6.6 is deleted in its entirety and replaced with the following:  
\*\*\*. \*\*\*.

Examples of unacceptable practices are: \*\*\*.

\*\*\*. The Supplier must show evidence such as SPC charts, histograms, or capability analyses to demonstrate control of metal cleanliness. \*\*\*. Appropriate responses to subsequent data may \*\*\*.

\*\*\*.”

Signed on this 26 day of October, 2011.  
Novelis Inc.

Rio Tinto Alcan Inc.

/s/ Philip Martens

---

/s/ Jacynthe Côté

---

---

NOVELIS CORPORATION

PRE-ALLOYED ALUMINUM SHEET INGOT (PAS) SPECIFICATIONS

AUGUST 2011

VERSION 1.0 FINAL

**Product:**

The delivered product must satisfy the specification requirements of \*\*\* or \*\*\*% (\*\*\*% max and \*\*\*% max) primary aluminum with addition of \*\*\* in the shape of standard sheet ingot (slab) conforming to the description set out in Schedule 1 below (\*\*\* max). \*\*\* content other than \*\*\* possible, subject to mutual agreement between Novelis and RTA. For Logan product, \*\*\* limits shall be limited to \*\*\*.

**Origin:**

Product must originate from pre-authorized RTA smelter already disclosed and approved by Novelis.

**Form and Analysis:**

All Aluminum delivered must be in the form of standard slab ingot set out in Schedule 1. The Supplier shall \*\*\* supply Aluminum in the proportions requested by the Purchaser.

Aluminum purity must be \*\*\* or better with \*\*\* content \*\*\*. \*\*\*.

Schedule 1

Dimensions (in inches):

Width	Min = ***	Max = ***
Length	Min = ***	Oswego Max = ***, Logan Max = ***
Thickness	Min = ***	*** Max

Weight Max = \*\*\* pounds Oswego, \*\*\* pounds Logan.

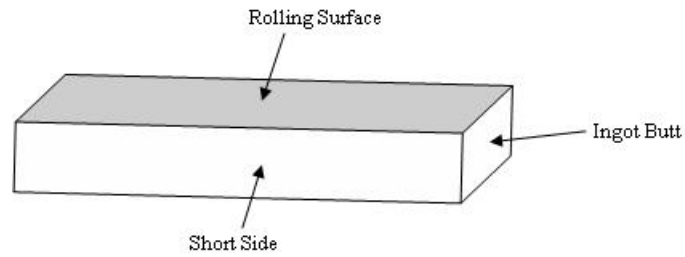
Cracks and Cavities:

Will not accept ingots with cracks, cavities or excessive concave short sides that make unloading and handling the ingot by forklift or four-point crane grabs unsafe (pictured below).

Maximum Ingots Length: \*\*\* to Oswego, \*\*\* to Logan

Maximum Ingot Weight: \*\*\* pounds for Oswego, \*\*\* pounds for Logan.

Ingot must be marked "PAS—Remelt", \*\*\* and metallurgical analysis stickers clearly marked on both short sides.



**Ingot Grabs**



**Unacceptable Crack**



---

**SCHEDULE 6**

**SHIPMENT AND DELIVERY PERFORMANCE**

- I. Shipment and Delivery Performance: The intention of the Parties is that the Supplier will ship Metal in a fashion such that weekly shipment performance is at or above \*\*%, and weekly delivery performance will be at or above \*\*%, measured as described below. Supplier will maintain and report delivery performance monthly and weekly.
- A. Definitions:
- Order Item: A weekly demand for a specified quantity ("piece count") of a particular alloy and size (length x width x thickness) of Metal with a requested date (day) of delivery (REQD) to the Purchaser's Oswego or Logan plant.
  - Required Date (RD): The mutually agreed upon date of delivery to Oswego or Logan with best efforts by Supplier to supply on REQD. The Parties will agree on a date of shipment (SD) on or before which the Supplier will deliver an Order Item to a carrier for transportation to Purchaser's plant consistent with RD and with the Supplier making Commercially Reasonable Efforts to meet the REQD.
  - On-Time Delivery: An Order Item is considered on time if all pieces arrive in the time range of RD-\*\*\* to RD. (Up to \*\*\* days early is acceptable).
  - Late Shipment: An Order Item that is not shipped on or before SD.
- B. Weekly Shipment and Delivery Performance Definitions:
- Shipment Performance =  $100\% \times \frac{\text{Number of Items Shipped on Time}}{\text{Total Number of Orders Items with SD in Week}}$
  - Delivery Performance =  $100\% \times \frac{\text{Number of Order Items Delivered on Time}}{\text{Total Number of Orders Items with RD in Week}}$
- C. Shipment and Delivery Performance:
- No Order Item can be invoiced unless shipped, automatically extending payment terms on Items shipped late.
  - Supplier will undertake to maintain Shipment Performance at or above \*\*%.
  - If Delivery Performance falls below \*\*% in any week, the Parties shall work through continuous improvement teams to improve performance.
  - If Shipment Performance below \*\*% has contributed to Delivery Performance falling below \*\*% in any week, the Late Shipment tons will \*\*\*.

---

**II.** Transportation:

- Changes to transportation practices will be communicated at least 90 days in advance and, if in-transit times will be impacted, the change needs to be mutually agreed upon. These modes of transportation can be modified on a temporary or permanent basis, if required, upon consent of both parties.

**III.** Transit Times:

- Supplier and Purchaser will work to improve current transit times.
- Baseline average transit times are as follows:

To Logan:

- \*\*\* days between March 15 and December 15 (summer) from Grande-Baie and Laterrière
- \*\*\* days between December 15 and March 15 (winter) from Grande-Baie and Laterrière
- Metal from the ABI smelter is rarely supplied to Logan (exception)

To Oswego:

- \*\*\* days between March 15 and December 15 (summer) from Grande-Baie and Laterrière
- \*\*\* days between December 15 and March 15 (winter) from Grande-Baie and Laterrière
- \*\*\* days from the ABI smelter (maximum of \*\*\*/yr)
- Actual transit time measurement and performance graphs shall be maintained by Supplier and provided to Purchaser monthly.

**IV.** Claims Procedure:

- The Purchaser's recourses relating to Metal or Pre-Alloyed which does not meet the Specifications shall be governed exclusively by Section 2.9 of the Agreement.

**SCHEDULE 7**

**VOLUME ADJUSTMENT**

1. Volume Discount:

For each Contract Year throughout the Term of this Agreement, a volume discount shall be granted to the Purchaser in the amount of \$\*\*\* per Tonne of Metal (excluding any purchases of Pre-Alloyed Metal) sold and purchased under the Agreement which exceeds \*\*\* Tonnes of Metal, up to a maximum of \*\*\* Tonnes of Metal.

2. Volume Premium:

For each Contract Year throughout the Term of this Agreement, the volume premiums calculated as provided below shall be charged to the Purchaser:

Maximum Volume of Annual Quantity Range (T)	***
Threshold 1 of Annual Quantity Range (T)	***
Threshold 2 of Annual Quantity Range (T)	***
Minimum Volume of Annual Quantity Range (T)	***

Calculation of Volume Premium:

- Where the actual annual quantity of Metal and Pre-Alloyed Metal purchased by the Purchaser in a given Contract Year, calculated in the manner set forth below (the “**Actual Annual Quantity**”) is equal to or greater than the quantity indicated in the Threshold 1 of Annual Quantity Range row (up to the applicable maximum volume of the Annual Quantity Range), \*\*\*.
- Where the Actual Annual Quantity is equal to or greater than the quantity indicated in the Threshold 2 of Annual Quantity Range row but is less than the quantity indicated in the Threshold 1 of Annual Quantity Range row, the volume premium is equal to \$\*\*\* per Tonne of shortfall of Metal and Pre-Alloyed Metal between the quantity indicated in the Threshold 1 of Annual Quantity Range row and the Actual Annual Quantity for the Contract Year in question.



- 
- Where the Actual Annual Quantity is equal to or greater than the quantity indicated in the minimum volume of Annual Quantity Range row but is less than the quantity indicated in the Threshold 2 of Annual Quantity Range row, the volume premium shall be calculated as follows:

The sum of:

- a volume premium of \$\*\*\* per Tonne of shortfall of Metal and Pre-Alloyed Metal between the quantity indicated in the Threshold 2 Annual Quantity Range row and the Actual Annual Quantity for the Contract Year in question; and
  - a volume premium of \$\*\*\* per Tonne of shortfall of Metal and Pre-Alloyed Metal between the quantity indicated in the Threshold 1 of Annual Quantity Range row and the quantity indicated in the Threshold 2 of Annual Quantity Range row (i.e. in each case, a volume premium of \$\*\*\* x \*\*\* Tonnes)
- Where the Actual Annual Quantity is less than the quantity indicated in the minimum volume of Annual Quantity Range row and the Annual Quantity Range has not been reduced pursuant to a Reduction Notice, the volume premium shall be calculated as follows:

The sum of:

- A volume premium of \$\*\*\* per Tonne of shortfall of Metal and Pre-Alloyed Metal between the quantity indicated in the Threshold 2 Annual Quantity Range row and the Actual Annual Quantity for the Contract Year in question; and
- A volume premium of \$\*\*\* per Tonne of shortfall of Metal and Pre-Alloyed Metal between the quantity indicated in the Threshold 1 of Annual Quantity Range row and the quantity indicated in the Threshold 2 of Annual Quantity Range row (ie. in each case, a volume premium of \$\*\*\* x \*\*\* Tonnes)

Calculation of Actual Annual Quantity:

- The Actual Annual Quantity and volume premiums shall be calculated on an annual basis; however, volume premiums shall be tracked on a monthly basis (each, a “**Monthly Volume Adjustment**”) and taken into account in such calculations
- The elements that are considered for the calculation of the Actual Annual Quantity are:
  - the quantity of Metal purchased in a calendar month pursuant to a Monthly Order

- the maximum quantity of Optional Volume (**Schedule 8**)
  - the quantity of Offered Optional Volume
  - the Definitive Monthly Optional Volume
- For each calendar month in a Contract year, there is no Monthly Volume Adjustment for any Optional Volume that the Supplier elects not to supply, up to the applicable maximum amount of Optional Volume for the month in question
  - For each calendar month in a Contract Year, there is a Monthly Volume Adjustment for any Offered Optional Volume that the Purchaser elects not to purchase; for the purposes of calculating the Actual Annual Quantity, the difference between the Offered Optional Volume and the Definitive Monthly Optional Volume for the calendar month in question shall be tracked on a monthly basis, and the sum of such differences for each calendar month of the Contract Year in question shall be deducted from the quantity of Metal and Pre-Alloyed Metal actually supplied and purchased in the Contract Year for the purposes of determining the Actual Annual Quantity
  - The resulting Actual Annual Quantity will then be used to calculate the volume premium, if any, in accordance with the rules set forth above

Example of calculation of Actual Annual Quantity and Monthly Volume Adjustment for Contract Year ended \*\*\*

Quantity of Metal and Pre-Alloyed Metal supplied and purchased in \*\*\*: \*\*\*

Monthly Volume Adjustment Tracking:

\*\*\*:

- Monthly Order (Metal): \*\*\*
- Maximum Optional Volume: \*\*\*
- Offered Optional Volume: \*\*\*
- Definitive Monthly Optional Volume: \*\*\*

Monthly Volume Adjustment for \*\*\* = \*\*\*

= \*\*\*

\*\*\*:

- Monthly Order (Metal): \*\*\*
- Maximum Optional Volume: \*\*\*

---

-Offered Optional Volume: \*\*\*

-Definitive Monthly Optional Volume: \*\*\*

Monthly Volume Adjustment for \*\*\* = \*\*\*

= \*\*\*

Sum of Monthly Volume Adjustments = \*\*\*

Actual Annual Quantity = \*\*\*

= \*\*\*

**SCHEDULE 8**

**OPTIONAL VOLUME**

Pursuant to the terms of Section 2.4 of the Agreement, the Supplier shall be entitled to elect to supply a quantity of Pre-Alloyed Metal (Optional Volume) up to the maximum quantity of Optional Volume indicated in the table set forth below.

<u>Metal per month (T / month)</u>	<u>Maximum Quantity of Optional Volume (Pre-Alloyed Metal) (T)</u>	<u>Total Volume (Metal + Pre- Alloyed Metal) (T)</u>
***	***	***
***	***	***
***	***	***
***	***	***
***	***	***
***	***	***
***	***	***
***	***	***
***	***	***
***	***	***

**GEMINI**

Sammelstiftung zur Förderung der Personalvorsorge

Supplementary Pension Plan of Novelis<sup>1)</sup>

---

Pension plan valid as of 1 January 2012

<sup>1)</sup> including Novelis Switzerland SA and Novelis AG

**Scope of pension plan**

In addition to the General Framework Regulations (GFR) of the GEMINI Sammelstiftung zur Förderung der Personalvorsorge of 9 February 2006, valid as of 1 January 2006, the following detailed provisions shall apply in compliance with the minimum terms as specified by the LOB:

<b>Art. 1</b>	<b>Admission to the insurance</b>
Admission in the pre- and principle insurance	<sup>1</sup> All employees of the company who enter an employment relationship and who earn an annual salary which exceeds the minimum income for enrolment of 6/8 of the maximum OASI retirement pension (CHF 20'880, as at 1 January 2012) must join the Supplementary Insurance Plan on commencement of their employment relationship. Admission to the pre-insurance occurs upon completion of the 17th year of age, and admission to the principle insurance upon completion of the 24th year of age.
Medical examination	<sup>2</sup> Potential employees have to submit a declaration of health. On the basis of these facts the Foundation's administrative office may request that, at the pension fund's expense, the employees concerned undergo a medical examination by the Foundation's appointed medical examiner.
Limiting condition	<sup>3</sup> If the medical examination reveals an increased risk, the administrative office can, on the recommendation of the appointed medical examiner, make a time-limited health reservation on the risk benefits.
<b>Art. 2</b>	<b>Insured annual salary</b>
Annual salary	<sup>1</sup> The annual salary equals the fixed annual salary subject to OASI in accordance with the Swiss Federal law governing retirement and survivors' pension plans, plus regular allowances. The company informs GEMINI of the respective salary amount. Family and child allowances as well as allowances of a non-recurrent or temporary nature are not considered. In the case of insured persons whose degree of employment and income fluctuate substantially, the average relevant annual salary of the respective occupational category is decisive. It is limited to a maximum of CHF 835'200 (thirty times the maximum OASI retirement pension, as at 1 January 2012).
Coordination offset	<sup>2</sup> The coordination offset corresponds to six times the maximum OASI retirement pension (CHF 167'040, as at 1 January 2012).
Insured annual salary	<sup>3</sup> The insured annual salary corresponds to that part of the annual salary that exceeds the coordination offset.
<b>Art. 3</b>	<b>Contributions / purchase of additional benefits</b>
Total contribution	<sup>1</sup> The total contribution is made up of the savings contributions and the additional contributions.
Savings contributions	<sup>2</sup> The savings contributions are used for building the retirement savings assets.

Additional contributions <sup>3</sup> The additional contributions are used to finance the risks of death, disability and longevity, as well as the administrative and other costs of the Pension Fund and the Foundation.

Amount of contribution <sup>4</sup> The amount of the employer's and insured person's contributions is determined as follows:

Age	Savings contributions		Contributions in % of insured annual salary Additional contributions		Total	
	Employee	Employer	Employee	Employer	Employee	Employer
18 – 24	—	—	1.84	3.69	1.84	3.69
25 – 34	5.0	8.0	1.84	3.69	6.84	11.69
35 – 44	5.0	13.0	1.84	3.69	6.84	16.69
45 – 54	5.0	18.0	1.84	3.69	6.84	21.69
55 – 65 / 64	5.0	23.0	1.84	3.69	6.84	26.69

Payroll deductions <sup>5</sup> The employer is liable to the Foundation for the total contributions. The employer deducts the employee's contribution from their salary. The additional contributions and the savings contributions must be transferred to the Foundation on a monthly basis. If the employer is in arrears, the Foundation will demand an appropriate arrears interest.

Exemption from payment of contributions <sup>6</sup> If an insured person is permanently unable to work due to sickness or accident for more than 3 months, the contributions paid by the insured person or the employer are reduced as of the 4th month in accordance with the degree of disability taken as a basis for assessing the disability income.

Purchase of maximum benefits <sup>7</sup> An active insured person who does not achieve the maximum benefits may purchase additional occupational benefits at any time, if in full-time employment and before an insured event occurs. If the insured person has vested benefit savings that they did not need to transfer or if they have drawn prepayments for the purchase of owner-occupied residential property, the maximum purchase amount is reduced by these sums. The calculation of the possible purchase amount is provided in Appendix 1.

Purchase to compensate for the effects of early retirement <sup>8</sup> If an active insured person has fully purchased the missing occupational benefits in accordance with para. 7 they can additionally purchase a part of the reduction in pension benefits for early retirement. The calculation of the possible purchase amount is provided in Appendix 2. The savings capital exceeding the maximum possible amount of the savings capital according to para 7, is to charge.

Continued employment following purchase for early retirement	<p><sup>9</sup> At the point where the retirement benefits for early retirement would be 5% higher than those with no purchase, taking into account the purchase amounts made, the following measures come into force:</p> <ol style="list-style-type: none"> <li>a. the employer and employee stop paying contributions, with the exception of contributions for financial restructuring measures</li> <li>b. the conversion rate valid at that time and the savings capital are frozen.</li> </ol>
Restrictions	<p><sup>10</sup> If purchases have been made, the resulting benefits may not be withdrawn as a lump sum in the following three years. If withdrawals were made for the purchase of owner-occupied residential property, voluntary purchases up to three years before retirement age may only be made once the prepayments have been repaid.</p>
Tax deduction	<p><sup>11</sup> The insured person must themselves verify with the relevant authorities whether the voluntary purchase may be set off against tax.</p>
<b>Art. 4</b>	
	<b>Entry benefit</b>
Entry benefit	<p><sup>1</sup> Termination benefits of previous employee benefits institutions, including funds from vested benefit accounts, vested benefit custody accounts or vested benefit policies, must be paid into the pension fund as lump-sum entry benefits. The entire amount is credited to the personal retirement savings assets as at the date of the transfer. The pension fund is entitled to request a confirmation by the insured person acknowledging the complete transfer of all termination benefits.</p>
<b>Art. 5</b>	
	<b>Savings capital and special savings account</b>
Retirement savings assets	<p><sup>1</sup> Retirement savings capital, which is made up of the employee's personal savings assets and the employer's savings capital, is accrued for every insured person. It is created from the normal savings contributions, from interest, and from the termination benefits transferred from previous employee benefits relationships.</p>
Special savings accounts	<p><sup>2</sup> The special savings accounts "Maximum purchase of benefits" "Purchase to compensate for the effects of early retirement" and "Purchase of OASI bridging pension" are created by individual special savings deposits and interest.</p>
Retirement capital	<p><sup>3</sup> The retirement capital correspond to the savings capital available and the savings capital accrued in the special savings account "Maximum purchase of benefits" upon reaching the age of retirement.</p>
Rate of interest	<p><sup>4</sup> The rate of interest earned on the savings capital and the special savings accounts for the business year just ended is determined annually by the pension fund committee based on the financial situation.</p>
<b>Art. 6</b>	
	<b>Retirement benefits</b>
Normal retirement age	<p><sup>1</sup> Normal retirement age is reached on the first of the month following completion of the 65th year of age for men and the 64th year of age for women.</p>



Entitlement to retirement benefits <sup>2</sup> Upon reaching the normal retirement age, the insured person is entitled to a life-long retirement pension.

Amount of retirement pension <sup>3</sup> The amount of the annual retirement pension is calculated based on the existing retirement savings assets plus the savings capital in the special savings account "Purchase of maximum benefits", by means of conversion with the corresponding conversion rate.

Conversion rates <sup>4</sup> The conversion rates are currently determined as follows (interim values are interpolated on a straight-line basis):

Age	conversion rate in %	
	Men	Women
65	6.40	6.58
64	6.22	6.40
63	6.04	6.22
62	5.86	6.04
61	5.70	5.86
60	5.54	5.70
59	5.38	5.54
58	5.26	5.38

The conversion rates can be adjusted annually to the changed situation as per 1 January each year. Therefore there is no entitlement to the retirement benefits quoted previously.

Entitlement to retired person's children's benefit <sup>5</sup> Recipients of a retirement pension are entitled to retired person's children's benefit from the age of retirement for every child who would be entitled to orphan's benefit in the event of their death.

Amount of the retired person's children's benefit <sup>6</sup> The annual retired person's children's benefit corresponds to 20% of the current retirement pension for each entitled child.

Early retirement <sup>7</sup> Early retirement is possible following completion of the 58th year of age. The amount of the annual retirement pension corresponds to the retirement savings assets at the time of early retirement, plus the savings capital in the special savings account "Purchase of maximum benefits" plus the savings capital in the special savings account "Purchase to compensate for the effects of early retirement", converted using the appropriate conversion rate.

Capitalisation of the retirement pension <sup>8</sup> The insured person may withdraw all or part of the retirement capital as cash instead of drawing a pension. Such a lump-sum withdrawal results in a corresponding reduction in retirement pension and the co-insured benefits. By withdrawing the retirement capital all the corresponding regulatory claims are compensated. The savings capital in the special savings accounts that is not required is also paid out. A corresponding written application for capitalisation (see Appendix 3) must be filed no later than six months before the normal age of retirement is reached or no later than six months before any early retirement.

**Art. 7****Disability benefits**

Entitlement to disability income	<sup>1</sup> Insured persons with a disability degree of at least 70% according to the DI are entitled to full disability income. If the disability degree is at least 60%, the insured person is entitled to a three-quarter pension, if it is at least 50%, a half pension, and if it is at least 40%, a quarter pension. If the degree of disability is less than 40%, no disability income can be claimed.
Waiting period	<sup>2</sup> Disability income starts once earning incapacity has lasted 24 months, and once all entitlement to any daily allowances has expired at the earliest.
Level of disability income	<sup>3</sup> Temporary disability income is based on the level of earning incapacity. In the event of full disability the annual disability income corresponds to 60% of the insured annual salary.
Entitlement to disabled person's children's benefit	<sup>4</sup> Recipients of disability income are entitled to disabled person's children's benefit for every child who would be entitled to orphan's benefit in the event of their death, until they complete their 18th year of age, or 25th year of age if in education.
Amount of disabled person's children's benefit	<sup>5</sup> The annual disabled person's children's benefit corresponds to 7% of the insured annual salary for each entitled child. In the case of partial disability, the amount of the disabled person's children's benefit is determined according to the level of earning incapacity.

**Art. 8****Death benefits**

Entitlement to spouse's pension	<sup>1</sup> The spouse of a deceased insured person or recipient of benefits is entitled to a spouse's pension.
Amount of spouse's pension	<sup>2</sup> In the event of the death of the insured person prior to retirement age, the annual spouse's pension corresponds to 30% of the insured annual salary. In the event of the death of the insured person following retirement age, the annual spouse's pension corresponds to 60% of the current retirement pension.
Single settlement	<sup>3</sup> The pension expires in the event of remarriage before completion of the 45th year of age for widows or widowers, and a single settlement amounting to three annual pensions becomes due.
Capitalisation of the spouse's pension	<sup>4</sup> The spouse's pension can also be withdrawn in capital form. The lump-sum settlement is determined in the General Framework Regulations.
Unmarried partner's pension	<sup>5</sup> Within the provisions determined by the general framework regulations, the designated life partner of the insured person (same or opposite sex) is entitled to a survivor's pension, corresponding in amount to the spouse's pension, or to a single settlement, insofar as the statutory entitlement requirements have been fulfilled.
Pension for divorced spouses	<sup>6</sup> The divorced spouse is entitled to a spouse's pension in the amount of the LOB widow's/widower's pension, if <ol style="list-style-type: none"> <li>they were granted a pension or lump-sum settlement for a life-long pension in the divorce decree and</li> <li>the marriage lasted at least 10 years and</li> <li>they are responsible for the support of one or more children or they have completed their 45th year of age.</li> </ol>

Entitlement to orphan's benefit	7 The children of a deceased insured person or recipient of benefits are entitled to orphan's benefits until completion of their 18th and/or 25th (if still in education) year of age.
Amount of orphan's benefit	8 The annual orphan's benefit for each entitled child corresponds to 7% of the insured annual salary or 20% of the current retirement pension, which is doubled for full-orphans.
Entitlement to lump-sum death benefit	9 If an insured person dies before receiving a retirement pension, an entitlement to a lump-sum death benefit is created. Survivors are entitled in the following order, independent of inheritance law: <ul style="list-style-type: none"> <li>a. the spouse; in the absence of whom</li> <li>b. the children and/or foster and step-children of the deceased person who are entitled to orphan's benefit; in the absence of whom</li> <li>c. natural persons, who were supported to a major degree by the insured person at the time of their death, or the person with whom the insured deceased person had been living in a permanent marriage-like relationship during the last five years, or who is responsible for the support of one or more joint children; in the absence of whom</li> <li>d. the children, insofar as they are not included under b.; in the absence of whom</li> <li>e. the parents and brothers and sisters; in the absence of whom</li> <li>f. other remaining legal heirs.</li> </ul>
Amount of lump-sum death benefit	10 The lump-sum death benefit corresponds to the savings capital available at the time of death for groups a. to e., and for group f it corresponds to the personal retirement savings assets, but at least half of the savings capital. The lump-sum death benefit is reduced by the cash value of all pensions and settlements that are created by the death.  The savings capital in the special savings accounts "Bonus payments", "Purchase of maximum benefits", "Purchase to compensate for the effects of early retirement" and "Purchase of OASI bridging pension" are paid out to all the groups of persons as additional lump-sum death benefit.
Additional lump-sum death benefit	11 In the case of insured persons entitled to spouse's or unmarried partner's pension, the additional lump-sum death capital corresponds to 100% of the annual salary. It is paid in full with the spouse's or unmarried partner's pension. Paragraph 9 above applies mutatis mutandis to the entitlement.
Declaration	12 The insured person may specify in a written declaration for the attention of the pension fund committee (see Appendix 4), which persons within an entitled group are to be given priority, and what portions of the lump-sum death benefit they are entitled to.
 <b>Art. 9</b>	
<b>Coordination of benefits</b>	
Reductions in benefits	1 The benefits according to this pension plan are reduced, insofar as they exceed, together with other eligible income, 90% of the last annual salary before the insured event occurred.  The benefits under these Regulations are paid independent of the benefits under the Federal Law on Accident Insurance (UVG) or the Federal Law on Military Insurance (MVG).

<b>Art. 10</b>	<b>Withdrawal benefit</b>
Withdrawal benefit	<sup>1</sup> The withdrawal benefit corresponds to the retirement savings assets available at the date of departure, plus the savings capital from the special savings accounts. The minimum benefits in accordance with the LOB and Art. 17 FLV are observed.
<b>Art. 11</b>	<b>Early withdrawal or pledging to finance owner-occupied residential property</b>
Early withdrawal or pledging	<sup>1</sup> The insured person may withdraw or pledge an amount equal to their termination benefit, up until their 50th year of age. If the insured person has exceeded the age of 50, they may claim, at most, the amount they were entitled to at the age of 50, or half of their termination benefits at the time the funds are withdrawn.
Consequences	<sup>2</sup> An early withdrawal or sale or other disposition of pledge shall result in a reduction of the special retirement savings assets and/or the retirement savings assets and, possibly, also in a reduction of the risk benefits. At the insured person's request the administrative office arranges additional insurance to cover any resulting benefit gaps.
Voluntary repayment	<sup>3</sup> Up to three years before retirement age, an active insured person may repay the withdrawn amount in full or in part (minimum amount CHF 20,000).
<b>Art. 12</b>	<b>Divorce</b>
Divorce	<sup>1</sup> If, in the event of divorce and pursuant to a court decision, part of an insured person's termination benefits is transferred to the employee benefits institution of the divorced spouse, the retirement savings assets and the special retirement savings assets are reduced accordingly.
Re-purchase	<sup>2</sup> The obliged spouse may re-purchase the benefits within the scope of the termination benefits transferred.
<b>Art. 13</b>	<b>Information</b>
Information	<sup>1</sup> The GEMINI Sammelstiftung informs its insured persons annually of their entitlements to benefits and the balance of their savings capital within the parameters of the legal requirements.
<b>Art. 14</b>	<b>Entry into force, approval</b>
Entry into force	<sup>1</sup> This pension plan entered into force on 1 January 2012 and replaces all previous provisions. Legally binding for beneficiaries is the German pension plan only.
Approval	<sup>2</sup> The pension fund committee has taken note of the <i>General Framework Regulations</i> and has checked the current pension plan and has approved both documents.

Zurich, 20<sup>th</sup> February 2012GEMINI Sammelstiftung  
zur Förderung der Personalvorsorge

The Foundation Board

**Appendix 1 Purchase of additional insurance benefits**

The maximum possible purchase corresponds to the amount (in percentage of annual insured salary) in accordance with the following table, less the retirement savings assets available, the savings capital in the special savings account "Purchase of maximum benefits", funds from vested benefit accounts and/or custody accounts or vested benefit policies as well as any early withdrawals, or surplus pension funds from Pillar 3a.

Age at purchase	Maximum possible retirement savings capital in % of the insured annual salary		Age at purchase
	<i>Men and woman</i>	<i>Men and woman</i>	
26	13	364	46
27	26	390	47
28	39	417	48
29	53	444	49
30	66	472	50
31	80	499	51
32	94	527	52
33	108	555	53
34	122	584	54
35	136	612	55
36	155	646	56
37	175	680	57
38	194	715	58
39	214	750	59
40	234	785	60
41	255	821	61
42	275	857	62
43	296	893	63
44	317	930	64
45	338	967	65

Interim values are interpolated on a straight-line basis

Model example	
- Age (man)	52 years
- Insured annual salary	CHF 40'000
- Balance of retirement savings capital	CHF 110'000
- Maximum amount (527%*40000)	CHF 210'800
- Possible purchase (210800-110000)	CHF 100'800

**The insured person is responsible for clarifying whether the purchases may be offset against tax with the relevant tax authority.**

**Appendix 2 Purchase to compensate for the effects of early retirement**

The maximum possible purchase in the special savings account "Purchase to compensate for the effects of early retirement" according to the retirement age selected, corresponds to the amount (in % of the annual insured salary) in accordance with the table, but at most the remaining purchase potential, less the remaining retirement savings assets following "Purchase of maximum benefits" and the retirement savings assets already accrued in the special savings account.

Men	Age at purchase		Maximum possible savings capital in special savings account in % of annual insured salary						
	normal retirement age	women	Men and women Early retirement age						
65	64	64	63	62	61	60	59	58	
26	25	1%	3%	4%	6%	8%	10%	12%	
27	26	3%	6%	9%	12%	16%	20%	24%	
28	27	4%	9%	14%	19%	24%	30%	36%	
29	28	6%	12%	18%	25%	32%	41%	48%	
30	29	7%	15%	23%	31%	41%	51%	61%	
31	30	8%	18%	28%	38%	49%	61%	73%	
32	31	10%	21%	32%	45%	58%	72%	86%	
33	32	11%	24%	37%	51%	66%	83%	99%	
34	33	13%	27%	42%	58%	75%	93%	112%	
35	34	14%	30%	47%	65%	84%	104%	125%	
36	35	16%	33%	52%	71%	92%	115%	138%	
37	36	17%	36%	57%	78%	101%	127%	151%	
38	37	19%	40%	62%	85%	110%	138%	164%	
39	38	21%	43%	67%	92%	119%	149%	178%	
40	39	22%	46%	72%	99%	129%	160%	192%	
41	40	24%	49%	77%	106%	138%	172%	205%	
42	41	25%	53%	83%	114%	147%	184%	219%	
43	42	27%	56%	88%	121%	157%	195%	233%	
44	43	29%	60%	93%	128%	166%	207%	248%	
45	44	30%	63%	99%	136%	176%	219%	262%	
46	45	32%	67%	104%	143%	185%	231%	276%	
47	46	34%	70%	110%	151%	195%	244%	291%	
48	47	35%	74%	115%	158%	205%	256%	306%	
49	48	37%	77%	121%	166%	215%	269%	321%	
50	49	39%	81%	127%	174%	225%	281%	336%	
51	50	41%	85%	132%	182%	235%	294%	351%	
52	51	42%	88%	138%	190%	246%	307%	366%	
53	52	44%	92%	144%	198%	256%	320%	382%	
54	53	46%	96%	150%	206%	267%	333%	397%	
55	54	48%	100%	156%	214%	277%	346%	413%	
56	55	50%	103%	162%	222%	288%	359%	429%	
57	56	51%	107%	168%	231%	299%	373%	445%	
58	57	53%	111%	174%	239%	310%	386%	461%	
59	58	55%	115%	180%	247%	321%	400%		
60	59	57%	119%	186%	256%	332%			
61	60	59%	123%	193%	265%				
62	61	61%	127%	199%					
63	62	63%	131%						
64	63	65%							

**Example: purchase serves as a buy-back of reductions in pension benefit**

Man, 52 years, insured annual salary	CHF	40'000
Required early retirement: 3 years before normal retirement		
Table value for 52:		138%
Complete buy-back of reduction in benefits:	138% x 40'000	CHF 55'200

The insured person is responsible for clarifying whether the purchases may be offset against tax with the relevant tax authority.

**Appendix 3 Application for capitalisation of the retirement pension**

GEMINI Sammelstiftung  
 c/o Avadis Vorsorge AG  
 Josefstrasse 53  
 8005 Zürich

**APPLICATION for capitalisation of retirement pension**

Pursuant to the valid pension plan an application for a partial or a full capitalisation of the retirement pension must be filed no later than six months before entitlement to a pension.

I would like to make use of this possibility and apply to withdraw % of my retirement savings assets in the form of capital.

I am aware that all claims against the pension fund are compensated for the part of the retirement pension that I withdraw in the form of capital.

***My personal details are:***

Name: \_\_\_\_\_ OASI no.: \_\_\_\_\_

First name: \_\_\_\_\_ Place / date: \_\_\_\_\_

Signature of applicant: \_\_\_\_\_

Signature of spouse / registered partner\*:  
 (with notarial authentication or other evidence) \_\_\_\_\_

\* If the insured person is married or in a registered partnership, the application is valid only with the written consent of the spouse / registered partner. The consent has to be in one of the following ways:

- The signature is notarially certified or certified by the Inhabitant Control Office
- Personally signed by the spouse or the registered partner in the presence of the employer's Human Resource Manager (an official, personally signed identification with a picture has to be brought along)

The employer or the notary confirms that they have proved the spouse's / registered partner's signature:

Place / date: \_\_\_\_\_

Stamp / signature: \_\_\_\_\_

**Appendix 4 Declaration regarding distribution of lump-sum death benefits**

The undersigned person requires that the lump-sum death benefit due at their death before retirement age be paid to the entitled dependents according to the following regulation:

Order of precedence	Entitled persons	Ratio * (in % / in CHF)
<b>a. Spouse; in the absence of whom</b>	_____	_____
<b>b. Children</b> with entitlement to orphan's benefit; in the absence of whom	_____ _____ _____	_____ _____ _____
<b>c. significantly supported</b> persons or person in <b>life partnership</b> for at least 5 years, or persons, responsible for the <b>support of joint children</b> ; in the absence of whom	_____ _____ _____	_____ _____ _____
<b>d. further children</b> ; in the absence of whom	_____ _____ _____	_____ _____ _____
<b>e. the parents and brothers and sisters</b> ; in the absence of whom	_____ _____ _____	_____ _____ _____
<b>f. other legal heirs</b>	_____ _____ _____	_____ _____ _____

\* We recommend stating the **ratios** to which the individual persons are entitled in % of the total capital to be paid by the pension fund. Persons in group b only can be entitled in the absence of persons in group a, persons in group c only in the absence of persons in group b etc.

The insured person acknowledges the fact that this declaration has no legal validity if it contradicts the legal or tax provisions.

Name, first name of the insured person: \_\_\_\_\_

Place / date and signature \_\_\_\_\_

The administrative office of the GEMINI Sammelstiftung took note of this declaration.

Place / date: \_\_\_\_\_

On behalf of the administrative office: \_\_\_\_\_

Pension plan valid as of 1 January 2012

Appendix





February 23, 2012

S.K. Maudgal

**PERSONAL & CONFIDENTIAL – Assignment Letter**

Dear Shashi:

Congratulations on your International Assignment. This letter details the terms and conditions applicable to your assignment in **Seoul, South Korea**. Your targeted start date is subject to your receipt of a valid work permit and our receipt from you of a signed copy of this letter. You will be considered a “seconded” employee to Novelis Korea Ltd.

This letter does not create a contract of employment, but simply seeks to confirm the conditions which pertain to your international assignment.

This assignment letter details the benefits that will be provided to you during your **Long Term International Assignment**. Please refer to the **Long Term International Assignment Policy** document for complete details and descriptions.

<i>Position:</i>	<i>SVP &amp; President, Novelis Asia</i>
<i>Position Band:</i>	<i>Band B</i>
<i>Assignment Effective Date:</i>	<i>April 1, 2012</i>
<i>Expected Length of Assignment:</i>	<i>3 years</i>
<i>You will report to:</i>	<i>Phil Martens, President &amp; CEO, Novelis Inc.</i>
<i>Home Country:</i>	<i>India</i>
<i>Host Country:</i>	<i>South Korea</i>

**Base Salary:** For the duration of this assignment, salary administration will be based on your Host Country policies and practices as well as your performance. Your base salary will be **340,000,000 KRW**. Your next salary review will be July 2013. For the duration of this assignment, you will be placed on the Korean payroll.

**Bonus Plan:** While on assignment your target annual bonus opportunity will be 57% of your annual cash base salary earnings during the year. Bonuses are awarded based upon annual individual performance and business performance measured against established objectives and they are typically paid in the first quarter following the end of each performance year. Your potential receipt of an annual bonus is subject to the discretion of the Company and the amount of any award made to you will depend on a number of factors in addition to your individual performance, including your employment by the Company at the time that such awards are made. Any annual bonus paid to you will be subject to hypothetical tax withholding.

**Long Term Compensation:** You are eligible to participate in our long-term compensation plan. The types of awards granted under this plan may change from time to time but they currently include stock appreciation rights (SARs) and restricted stock units (RSUs). Under this plan your annual target is currently (USD \$350,000). Your potential receipt of a long-term compensation award is subject to the discretion of the Company and the amount of any award to you would depend on a number of factors in addition to your individual performance, including your employment by the Company when such awards are made.

**Assignment Benefits:**

Novelis utilizes a relocation services provider, **Lexicon Relocation**, to assist employees on international assignments. All relocation benefits are administered via Lexicon. Tracy Gorman is the Novelis Global Mobility Manager who will work with Lexicon on the coordination of your assignment benefits. Please contact her with any assignment-related questions. Her contact information may be found on the last page of this letter.

**Relocation Allowance:** A relocation allowance equivalent to **one month's salary**, grossed up for taxes, will be paid to you. This allowance is meant to cover any incidental costs incurred in connection with your relocation that are not specifically addressed in the policy.

**Work Permits/Visas:** Lexicon will coordinate with the Immigration Services Provider to assist in obtaining the proper visas/work permits for you and your family. To the extent that you pay any visas, passport, and/or immigration expenses personally, you will be reimbursed per the instructions provided to you.

**House Search Trip:** You will be reimbursed for an accommodations search trip to your host country for five (5) business days and up to seven (7) days, including weekends, to review housing and schooling options. Destination and settling in services will be provided by Lexicon.

**Transportation to the Host Country:** You will be reimbursed actual reasonable travel expenses for relocation to the assignment location at the start of the assignment. Class of air travel will be in accordance with your host country business travel guidelines

**Medical Examinations:** We strongly suggest that you have a medical examination prior to your departure. This is intended for your own safety to enable you to clarify any medical concerns prior to the start of the assignment.

**Medical Coverage:** You will be covered by the international medical benefit plan, Aetna Global Benefits (including coverage for your mother). Details will be forwarded to you under separate cover.

**Cultural Orientation and Language Training:** You will be offered a cultural orientation session provided by Lexicon's designated service provider. You and your spouse/partner will be provided with language services, coordinated by Lexicon Relocation.

**Shipment of Personal Effects and Storage:** Lexicon will contract with a relocation company to move your household belongings to your host country location. You will be entitled to air ship 500lbs. You will also be entitled to surface ship your other household goods, limited to a 40-foot container.

**Temporary Accommodation:** The Company will reimburse you for reasonable temporary furnished accommodation for you and any relocating eligible family member(s) for up to 30 days in the Host location.

**Pension Coverage:** As an employee on loan from your Home Country, you will continue to participate in your Home Country savings and retirement plans, if legally possible. If this is not possible, your Host Country has the option, but not the obligation, to agree on alternative arrangements with you.

Novelis Inc.  
3560 Lenox Road  
Atlanta, Georgia 30326

Telephone

+1 404 760 4000

Website  
Email

www.novelis.com  
info@novelis.com

### Assignment Allowances

These allowances are paid only for the period of your international assignment and will not be considered for bonus long term compensation and/or benefit calculation purposes. Please note that any tax in relation to these allowances will be paid by the Company.

**Host Housing:** The host housing budget is designed to provide an amount necessary to obtain rental housing in the Host Country. The Company has established the housing budget in Host Country to be a maximum of **KRW 6,500,000 per month. Annualized, this totals KRW 78,000,000.** This is based on your family size and data from Novelis' Data Services Provider. You will be able to choose the type of accommodations that you would like to meet your personal lifestyle needs. However, you are responsible for paying any amount incurred in excess of the established maximum.

**Host Housing Utilities:** The Company will also provide a utilities allowance determined by the designated Data Services Provider in order to assist with utilities such as gas, water, and electric. Personal utilities – home telephone, internet, or cable television—are not covered. Utilities are reimbursable up the established maximum, **355,000 KRW/month.**

**Host Country Transportation:** You will be provided with transportation assistance in the Host Country according to the local car policy. (Hyundai Equus currently- including a driver)

**Home Leave:** To maintain ties to your Home Country while on assignment, the Company will provide for reimbursement of transportation expenses (class determined by the Company's travel policy) for two home trips per year for you and any dependents residing with you in the Host Country. The Company will also provide you with a per diem to cover reasonable hotel and car rental services for up to two weeks per visit.

### Tax Equalization

You will participate in the Company's Tax Equalization Program during your international assignment. The Company has retained the services of Deloitte Tax LLP, a global tax provider, to prepare your Home Country and Host Country tax returns as required during the international assignment. Under tax equalization, you will be responsible for a hypothetical tax liability (e.g., federal, state and local taxes, as applicable), which will be calculated and deducted from each pay check.

The intent of the policy is that your ultimate tax liability will be similar to that which you would have paid in your Home Country had you not received assignment-related compensation or special tax considerations. Each year, a final tax equalization calculation will be prepared to settle your assignment tax obligations. You should contact the tax representative noted on the last page of this letter to discuss these issues in further detail.

### Repatriation

The Company will relocate you and your family back to your Home Country or to another international assignment at the end of this assignment, according to the terms of the **International Long Term Assignment Policy.** Prior to the successful conclusion of your assignment, you may be contacted to be considered for new opportunities with the Company which may determine the exact location of your repatriation. However, the Company does not guarantee employment at the end of your assignment.

Novelis Inc.  
3560 Lenox Road  
Atlanta, Georgia 30326

Telephone

+1 404 760 4000

Website

Email

[www.novelis.com](http://www.novelis.com)

[info@novelis.com](mailto:info@novelis.com)

**Years of Service – Impact on Benefits**

Your total years of service with companies affiliated with the Company shall be recognized for purposes of calculating retirement benefits.

In some locations, national law may construe a voluntary termination or transfer to an affiliated company as a “termination”, or require that any severance payment to be made should be based on more years of service than those actually performed in the country of last employment. As an expatriate employee, you are not eligible to receive such payments. If however, you do receive them, you will be required to repay the Company upon receipt. If repayment is not made within sixty (60) days, the amounts will be offset against other benefits to which you may be entitled.

**Code of Business Conduct and Ethics**

You and your family should understand that you can be, and often are, highly visible representatives of The Company in the host location. As such, you will need to be familiar with and adhere to The Company’s Code of Conduct and applicable Home and Host Country work laws. It is imperative that you and your family members follow both the letter and the spirit of the law, not only to protect yourselves from criminal or civil penalties, but also to maintain and advance the Company’s image as a reputable corporate citizen in the countries in which we operate. You will be expected to operate in compliance with the Company’s Code of Business Conduct and Ethics at all times.

**Data Protection Act**

To manage your assignment effectively we may need to process personal data relating to you for the purpose of personnel and employment administration. This may include the transfer of data to, and processing by, other offices. Examples could include providing the Host Country office with your bank account details, or an emergency contact number for a relative in your home country.

By signing this assignment letter, you consent under the Data Protection Act, to the processing of this personal data. This is likely to include the provision that, from time to time, such data be transferred to the other offices, including those based in countries outside of the EU. Data will only be released to authorized individuals for administrative purposes only.

**Governing Law**

This letter, your global assignment and your employment relationship generally are subject to and governed by the laws of Home Country in accordance with the terms of the International Assignment Policy. This letter shall not be amended or supplemented unless in writing signed by you and a duly authorized representative of your Host Country.

**Confidentiality Requirement**

This letter contains the total cash and benefits that you will receive and no local benefits other than those included in this letter are to be provided. By signing this letter, you agree to keep this Agreement confidential and not to disclose its content to anyone except your lawyer, immediate family, or your financial consultant, provided such persons agree in advance to keep the contents of this Agreement confidential and not to disclose it to others.

Novelis Inc.  
3560 Lenox Road  
Atlanta, Georgia 30326

Telephone +1 404 760 4000

Website  
Email

www.novelis.com  
info@novelis.com

Best wishes to you in your new assignment.


Sincerely,



Nick Brecker  
Vice President Human Resources  
Compensation, Benefits & HR Systems

Please indicate your agreement by signing below and returning this letter as soon as possible.

I have reviewed the general terms and conditions of my international assignment outlined above and by signing below, accept these conditions.



Signature

February 23rd, 2012

Date

If at any time you have questions related to your assignment benefits, you can contact:

Tracy Gorman  
Manager, Global Mobility  
Office: +1 678-823-4875  
Mobile: +1 678-763-5081  
[Tracy.Gorman@novelis.com](mailto:Tracy.Gorman@novelis.com)

**Taxes: Deloitte Tax LLP** – Timothy Reaney, Senior Manager Global Employer Services  
+1 404 220 1492  
[treaney@deloitte.com](mailto:treaney@deloitte.com)

Novelis Inc.  
3560 Lenox Road  
Atlanta, Georgia 30326

Telephone

+1 404 760 4000

Website  
Email

[www.novelis.com](http://www.novelis.com)  
[info@novelis.com](mailto:info@novelis.com)

CHANGE IN CONTROL AGREEMENT

This Agreement, effective as of this 15<sup>th</sup> day of June, 2011, is entered into by and between Novelis Inc., a Canadian corporation (the "Company") and \_\_\_\_\_ ("Executive").

WHEREAS, the Company's Board of Directors has determined that it is in the best interest of the Company's shareholders to reinforce and encourage the continued attention and dedication of members of the Company's management, including Executive, to their assigned duties without distraction in potentially disturbing circumstances arising from the possibility of a Change in Control; and

WHEREAS, this Agreement sets forth the payments and other benefits to which Executive will be entitled upon certain conditions if Executive's employment with the Company terminates.

NOW, THEREFORE, in consideration of the premises and mutual covenants and agreements set forth below, it is hereby agreed as follows:

1. Term. This Agreement shall terminate, except to the extent that any obligation of the Company hereunder remains unpaid as of such time, at midnight on June 14, 2013, unless a Change in Control occurs on or before such date, in which case this Agreement shall terminate or twenty-four (24) months following the date of such Change in Control.

2. Payment upon Termination of Employment.

- (a) Events Giving Rise to Benefits. Executive shall be entitled to payments and other benefits as set forth in Sections 2(b) and 2(c) if the Company shall terminate Executive's employment other than for Cause, or Executive shall terminate his or her employment for Good Reason, in either case within twenty-four (24) months after a Change in Control. Executive's right to receive compensation and benefits under this Agreement shall be subject to the terms and conditions of the Company's release from and waiver by Executive of claims, non-compete agreement and non-solicitation agreement for executive employees. No payments or benefits shall be paid pursuant to this Agreement unless Executive executes such release and waiver of claims, non-compete agreement and non-solicitation agreement and all revocation periods thereunder shall have expired on or before the thirtieth (30<sup>th</sup>) day following the effective date of Executive's termination of employment. The release shall not release Executive's right to receive indemnification and defense from the Company for any claims arising out of the performance of Executive's duties on behalf of the Company. Termination of employment due to Cause, Death, Disability or Retirement at any time before or after a Change in Control shall not give rise to any rights to compensation or benefits under this Agreement.

---

(b) Severance Pay. In accordance with Section 2(a) above, the Company shall pay a lump sum cash amount equal to:

$[A \times (B + C)] - D$ , where

“A” equals a multiplier of 1.50;

“B” equals Executive’s annual base salary (including all amounts of such base salary that are voluntarily deferred under any qualified and non-qualified plans of the Company) determined at the rate in effect as of the date of such termination of employment;

“C” equals Executive’s target short term incentive opportunity for the fiscal year in which such Change in Control occurs; and

“D” equals the amount of severance payments, if any, paid or payable to Executive by the Company other than pursuant to this Agreement; it being expressly understood that the purpose of this deduction is to avoid any duplication of payments to Executive.

Except to the extent payment is required to be delayed pursuant to Section 2(d) below, payment shall be made by the thirtieth (30th) day following the effective date of the Executive’s termination of employment if such termination occurs after a Change in Control.

(c) Other Benefits.

(i) If Executive is not eligible for retiree medical benefits and is covered under the Company’s group health plan at the time of the termination of employment, the Company shall pay an additional lump sum cash amount for the purpose of assisting Executive with the cost of post-employment medical continuation coverage equal to:  $(C \times M) / (1 - T)$ , where

“C” equals the full monthly COBRA premium charged for coverage under the Company’s group medical plan at Executive’s then current level of coverage;

“M” equals twelve (12) months; and

“T” equals an assumed tax rate of 40%

---

Except to the extent payment is required to be delayed pursuant to Section 2(d) below, payment shall be made by the thirtieth (30th) day following the effective date of the Executive's termination of employment if such termination occurs after a Change in Control.

- (ii) To the extent available, Executive shall be entitled to continue coverage under the Company's group life plan for a period of twelve (12) months at Executive's pre-termination level of coverage.
  - (iii) Executive shall be entitled to twelve (12) months of additional credit for benefit accrual and contribution allocation purposes including credit for age, service and earnings pro rated over twelve (12) months under the Company's tax-qualified and non-qualified pension, savings or other retirement plans; provided that if applicable provisions of the Code prevent payment in respect of such credit under the Company's tax-qualified plans, such payments shall be made under the Company's non-qualified plans.
  - (iv) To the extent Executive is not already fully vested under the Company's tax-qualified and non-qualified retirement pension, savings and other retirement plans, Executive shall become 100% vested under such plans; provided that if applicable provisions of the Code prevent accelerated vesting under the Company's tax-qualified plans, an equivalent benefit shall be payable under the Company's non-qualified plans.
- (d) Notwithstanding the foregoing provisions of this Section 2 or any other provision in this Agreement to the contrary, if Executive is a "specified employee" within the meaning of Code Section 409A, then all payments under this Agreement shall be delayed for a period of six (6) months to the extent required by Section 409A.

3. **Definitions.** Except as otherwise provided under this Agreement, the following capitalized terms used within this Agreement shall have the meaning set forth below:

- (a) "Cause" means only (i) Executive's conviction of any crime (whether or not involving the Company) constituting a felony in the applicable jurisdiction; (ii) willful and material violation of the Company's policies, including, but not limited to those relating to sexual harassment and confidential information; (iii) willful misconduct in the performance of Executive's duties for the



---

Company; or (iv) willful and repeated failure or refusal to perform the Executive's material duties and responsibilities which is not remedied within ten (10) days after written demand from the Chief Executive Officer to remedy such failure or refusal.

(b) "Change in Control" means the first to occur of any of the following events:

- (i) any person or entity (excluding any person or entity affiliated with the Aditya Birla Group) is or becomes the beneficial owner, directly or indirectly through any parent entity of the Company or otherwise, of securities of the Company (not including in the securities beneficially owned by such person or entity any securities acquired directly from the Company or its affiliates, other than in connection with the acquisition by the Company or its affiliates of a business) representing 35% or more of either the then outstanding shares of common stock of the Company or the combined voting power of the Company's then outstanding securities; or
- (ii) the majority of the members of the Board of Directors of the Company is replaced during any 12-month period by directors whose appointment or election is not endorsed by a majority of the members of the Board prior to the date of the appointment or election; or
- (iii) the consummation of a merger or consolidation of the Company with any other entity not affiliated with the Aditya Birla Group, other than (a) a merger or consolidation which would result in the voting securities of the Company outstanding immediately prior to such merger or consolidation continuing to represent (either by remaining outstanding or by being converted into voting securities of the surviving entity or any parent thereof), in combination with the ownership of any trustee or other fiduciary holding securities under an employee benefit plan of the Company, 50% or more of the combined voting power of the voting securities of the Company or such surviving entity or any parent thereof outstanding immediately after such merger or consolidation, or (b) a merger or consolidation effected to implement a recapitalization of the Company (or similar transaction) in which no person or entity is or becomes the beneficial owner, directly or indirectly, of securities of the Company (not including in the securities beneficially owned by such person or entity any securities acquired directly from the Company or its affiliates, other than in connection with the acquisition by the Company or its affiliates of a business) representing 50% or more of either the then outstanding shares of common stock of the Company or the combined voting power of the Company's then outstanding securities; or

- 
- (iv) the stockholders of the Company approve a plan of complete liquidation or dissolution; or
  - (v) the sale or disposition of all or substantially all of the Company's assets, other than a sale or disposition by the Company of all or substantially all of its assets to a member of the Aditya Birla Group.

Notwithstanding the foregoing, no "Change in Control" shall be deemed to have occurred if there is consummated any transaction or series of integrated transactions immediately following which the record holders of the common stock of the Company immediately prior to such transaction or series of transactions continue to have substantially the same proportionate ownership in an entity which owns all or substantially all of the assets of the Company immediately following such transaction or series of transactions.

For purposes of this Section, "beneficial ownership" shall be determined in accordance with Rule 13d-3 under the Securities Exchange Act of 1934, as amended.

- (c) "Code" means the Internal Revenue Code of 1986, as amended. Any reference to a section of the Code shall include such section and any comparable section or sections of any future legislation that amends, supplements or supersedes such section.
- (d) "Disability" means Executive is permanently and totally disabled and unable to engage in any substantial gainful activity by reason of any medically determinable physical or mental impairment which can be expected to result in death or which has lasted or can be expected to last for a continuous period of twelve months.
- (e) "Good Reason" means any of the following if it shall occur without Executive's express written consent: (i) a material reduction in Executive's position, duties, reporting relationships, responsibilities, authority, or status with the Company; (ii) a material reduction in Executive's base salary and target short term and long term incentive opportunities in effect on the date hereof or as the same may be increased from time to time during the term of this Agreement; (iii) any requirement that Executive relocate more than fifty (50) miles from the area in which Executive regularly performs his or her duties for the Company, except for required travel by Executive on the Company's business to an extent substantially consistent with Executive's normal business travel obligations; or

---

(iv) any material failure of the Company to comply with its obligations under this Agreement. Executive must provide notice to the Company of the existence of any of the foregoing conditions within thirty (30) days of the initial existence of any such condition without being required to pay the amounts and other benefits contemplated by this Agreement.

- (f) "Retirement" means Executive's voluntary retirement on or after qualifying for early or normal retirement under the applicable Company pension plan in which such Executive participates.

4. Notice of Termination. Any termination of Executive's employment for any reason shall take effect pursuant to a written notice of termination to the other party. Such notice must set forth in reasonable detail the facts and circumstances claimed to provide a basis for termination of Executive's employment pursuant to this Agreement. No such purported termination of employment shall be effective without such written notice of termination conforming to the requirements of this Section.

5. No Obligation to Mitigate Damages; No Effect on Other Contractual Rights.

- (a) Executive shall not be required to mitigate damages or the amount of any payment provided for under this Agreement by seeking other employment or otherwise, nor shall the amount of any payment provided for under this Agreement be reduced by any compensation earned by Executive as the result of employment by another employer after Executive's termination of employment, or otherwise.
- (b) The provisions of this Agreement, and any payment provided for hereunder, shall not reduce any amounts otherwise payable, or in any way diminish Executive's existing rights, or rights which would accrue solely as a result of the passage of time, under any employee benefit plan or arrangement providing retirement benefits or health, life, disability or similar welfare benefits.

6. Successor to the Company.

- (a) The Company will require any successor or assign (whether direct or indirect, by purchase, merger, consolidation or otherwise) to all or substantially all of the business and/or assets of the Company to absolutely and unconditionally assume and agree to perform this Agreement in the same manner and to the same extent that the Company would be required to perform it if no such succession or assignment had taken place. Any failure of the Company to obtain such assumption and agreement prior to the effectiveness of any such succession or assignment shall entitle Executive to terminate Executive's employment for Good Reason.

- 
- (b) This Agreement shall inure to the benefit of and be enforceable by Executive's personal and legal representatives, executors, administrators, successors, heirs, distributees, devisees and legatees. If Executive should die while any amounts are still payable to him or her hereunder, all such amounts, unless otherwise provided herein, shall be paid in accordance with the terms of this Agreement to Executive's devisee, legatee, or other designee, or if there be no such designee, to Executive's estate. The services to be provided by Executive to the Company under this Agreement are personal and are not delegable or assignable.

7. Notice. Notices and all other communications provided for in the Agreement shall be in writing and shall be deemed to have been duly given when delivered or mailed by certified or registered mail, return receipt requested, postage prepaid, as follows:

If to the Company:

Novelis Inc.  
Attn: Senior Vice President, Chief People Officer  
3560 Lenox Rd.  
Suite 2000  
Atlanta, Georgia 30326

If to Executive, to the address of Executive on the books of the Company

Another address may be used if a party has furnished a different address to the other party in writing in accordance herewith, except that notices of change of address shall be effective only upon receipt.

8. Sole Agreement. This Agreement (together with any signed employment agreement) represents the entire agreement between the parties with respect to the matters contemplated herein. No agreements or representations, oral or otherwise, express or implied, with respect to the subject matter hereof have been made by either party which are not set forth expressly in this Agreement.

9. Validity. The invalidity or unenforceability of any provisions of this Agreement shall not affect the validity or enforceability of any other provision of this Agreement, which shall remain in full force and effect.

10. Counterparts. This Agreement may be executed in one or more counterparts, each of which shall be deemed to be an original but all of which together will constitute one and the same instrument.

11. Legal Fees and Expenses. The Company shall pay all legal fees and expenses which Executive reasonably may incur as a result of the Company's contesting the validity, enforceability or Executive's interpretation of, or determinations under, this Agreement except to the extent Executive's position is frivolous or carried out in bad faith.

---

12. Confidential Information. Executive agrees not to disclose during the term hereof or thereafter any of the Company's confidential or trade secret information, except as required by law. Executive recognizes that Executive shall be employed in a sensitive position in which, as a result of a relationship of trust and confidence, Executive will have access to trade secrets and other highly confidential and sensitive information.

Executive further recognizes that the knowledge and information acquired by Executive concerning the Company's materials regarding employer/employee contracts, customers, pricing schedules, advertising, manuals, systems, procedures and forms represent the most vital part of the Company's business and constitute by their very nature, trade secrets and confidential knowledge and information. Executive hereby stipulates and agrees that all such information and materials shall be considered trade secrets and confidential information. If it is at any time determined that any of the information or materials identified in this Section are, in whole or in part, not entitled to protection as trade secrets, they shall nevertheless be considered and treated as confidential information in the same manner as trade secrets, to the maximum extent permitted by law. Executive further agrees that all such trade secrets or other confidential information, and any copy, extract or summary thereof, whether originated or prepared by or for Executive or otherwise coming into Executive's knowledge, possession, custody, or control, shall be and remain the exclusive property of the Company.

13. Withholding. Taxes resulting from any benefits received under this Agreement are for the account of the Executive. The Company may withhold from any benefits payable under this Agreement all applicable taxes and other amounts as shall be required pursuant to any law or governmental regulation or ruling.

14. Non-Binding Arbitration; Claim Venue. Any claim or controversy arising out of or relating to this Agreement or any breach thereof shall be subject to non-binding arbitration before either party may seek any other legal recourse. Any such arbitration shall take place in Atlanta, Georgia, in accordance with the rules of the American Arbitration Association. Each party further submits to the exclusive jurisdiction of the Georgia state courts and the United States District Court for the Middle District of Georgia (Atlanta, Georgia) and irrevocably waives, to the fullest extent permitted by law, any objections that either party may now or hereafter have to the aforesaid venue, including without limitation any claim that any such proceeding brought in either such court has been brought in an inconvenient forum, provided however, this provision shall not limit the ability of either party to enforce the other provisions of this Section.

15. Code Section 409A. To the extent applicable, this Agreement shall be interpreted in accordance with Section 409A of the Code and the applicable U.S. Treasury regulations and other interpretative guidance issued there under, including without limitation any regulations or other guidance that may be issued after the effective date of this Agreement. For purposes of determining whether any payment made pursuant to this Agreement results in a "deferral of compensation" within the

---

meaning of Treasury Regulation §1.409A-1(b), the Company shall maximize the exemptions described in such section, as applicable. Notwithstanding any provision of the Agreement to the contrary, the Company may adopt such amendments to the Agreement or adopt other policies and procedures, or take any other actions that the Company determines is necessary or appropriate to exempt the Agreement from Section 409A and/or preserve the intended tax treatment of the benefits provided hereunder, or to comply with the requirements of Section 409A and related U.S. Treasury guidance. For purposes of conforming this Agreement to Section 409A of the Code, any reference to termination of employment, severance from service or similar terms shall be interpreted and construed to have the same meaning of “separation from service” as defined in Treasury Regulation §1.409A-1(h) (without giving effect to any elective provisions that may be available under such definition) and all payments and benefits under this Agreement that would constitute non-exempt deferred compensation for purposes of Section 409A of the Code and that would otherwise be payable hereunder by reason of Executive’s termination of employment, will not be payable to Executive unless the circumstances giving rise to such termination of employment constitute a Section 409A-compliant separation from service. If the preceding sentence prevents the payment or distribution of any amount or benefit, such payment or distribution shall be made on the date, if any, on which an event occurs that constitutes a Section 409A-compliant separation from service. If Executive is a specified employee (as defined in Treasury Regulation §1.409A-1(i)) upon separation from service, then payment of any Section 409A deferred compensation amount shall be delayed for a period of six months to the extent required by Section 409A and shall be paid in a lump sum on the first payroll payment date following expiration of such six month period. If Executive is entitled to be paid or reimbursed for any taxable expenses under this Agreement, and such payments or reimbursements are includible in Executive’s U.S. federal gross taxable income, the amount of such expenses reimbursable in any one taxable year of Executive shall not affect the amount reimbursable in any other taxable year, and the reimbursement of an eligible expense must be made no later than December 31 of the year after the year in which the expense was incurred. No right of Executive to reimbursement of expenses under this Agreement shall be subject to liquidation or exchange for another benefit.

16. Attachment. Except as required by law, the right to receive payments under this Agreement shall not be subject to anticipation, sale, encumbrance, charge, levy, or similar process or assignment by operation of law.

17. Waivers. Any waiver by a party or any breach of this Agreement by another party shall not be construed as a continuing waiver or as consent to any subsequent breach by the other party. Except as otherwise expressly set forth herein, no failure on the part of any party hereto to exercise and no delay in exercising any right, power or remedy hereunder shall operate as a waiver thereof, nor shall any single or partial exercise of any right, power or remedy hereunder preclude any other or further exercise thereof or the exercise of any other right, power or remedy.

18. Headings. The headings of the sections of this Agreement have been inserted for convenience of reference only and shall in no way restrict or modify any of the terms or provisions hereof.

19. Governing Law. This Agreement shall be governed and construed under the laws of the State of Georgia.

---

THIS AGREEMENT CONTAINS AN ARBITRATION PROVISION WHICH MAY BE ENFORCED BY THE PARTIES.

NOVELIS INC.

Name: Eric Drummond

Senior Vice President and Chief Executive People  
Officer

Signature: \_\_\_\_\_

Date: \_\_\_\_\_

EXECUTIVE

Name: \_\_\_\_\_

Signature: \_\_\_\_\_

Date: \_\_\_\_\_

CHANGE IN CONTROL AGREEMENT

This Agreement, effective as of this 15<sup>th</sup> day of June, 2011, is entered into by and between Novelis Inc., a Canadian corporation (the "Company") and \_\_\_\_\_ ("Executive").

WHEREAS, the Company's Board of Directors has determined that it is in the best interest of the Company's shareholders to reinforce and encourage the continued attention and dedication of members of the Company's management, including Executive, to their assigned duties without distraction in potentially disturbing circumstances arising from the possibility of a Change in Control; and

WHEREAS, this Agreement sets forth the payments and other benefits to which Executive will be entitled upon certain conditions if Executive's employment with the Company terminates.

NOW, THEREFORE, in consideration of the premises and mutual covenants and agreements set forth below, it is hereby agreed as follows:

1. Term. This Agreement shall terminate, except to the extent that any obligation of the Company hereunder remains unpaid as of such time, at midnight on June 14, 2013, unless a Change in Control occurs on or before such date, in which case this Agreement shall terminate or twenty-four (24) months following the date of such Change in Control.

2. Payment upon Termination of Employment.

- (a) Events Giving Rise to Benefits. Executive shall be entitled to payments and other benefits as set forth in Sections 2(b) and 2(c) if the Company shall terminate Executive's employment other than for Cause, or Executive shall terminate his or her employment for Good Reason, in either case within twenty-four (24) months after a Change in Control. Executive's right to receive compensation and benefits under this Agreement shall be subject to the terms and conditions of the Company's release from and waiver by Executive of claims, non-compete agreement and non-solicitation agreement for executive employees. No payments or benefits shall be paid pursuant to this Agreement unless Executive executes such release and waiver of claims, non-compete agreement and non-solicitation agreement and all revocation periods thereunder shall have expired on or before the thirtieth (30<sup>th</sup>) day following the effective date of Executive's termination of employment. The release shall not release Executive's right to receive indemnification and defense from the Company for any claims arising out of the performance of Executive's duties on behalf of the Company. Termination of employment due to Cause, Death, Disability or Retirement at any time before or after a Change in Control shall not give rise to any rights to compensation or benefits under this Agreement.



---

(b) Severance Pay. In accordance with Section 2(a) above, the Company shall pay a lump sum cash amount equal to:

$[A \times (B + C)] - D$ , where

“A” equals a multiplier of 2.0:

“B” equals Executive’s annual base salary (including all amounts of such base salary that are voluntarily deferred under any qualified and non-qualified plans of the Company) determined at the rate in effect as of the date of such termination of employment;

“C” equals Executive’s target short term incentive opportunity for the fiscal year in which such Change in Control occurs; and

“D” equals the amount of severance payments, if any, paid or payable to Executive by the Company other than pursuant to this Agreement; it being expressly understood that the purpose of this deduction is to avoid any duplication of payments to Executive.

Except to the extent payment is required to be delayed pursuant to Section 2(d) below, payment shall be made by the thirtieth (30th) day following the effective date of the Executive’s termination of employment if such termination occurs after a Change in Control.

(c) Other Benefits.

(i) If Executive is not eligible for retiree medical benefits and is covered under the Company’s group health plan at the time of the termination of employment, the Company shall pay an additional lump sum cash amount for the purpose of assisting Executive with the cost of post-employment medical continuation coverage equal to:  $(C \times M) / (1 - T)$ , where

“C” equals the full monthly COBRA premium charged for coverage under the Company’s group medical plan at Executive’s then current level of coverage;

“M” equals twelve (12) months; and

“T” equals an assumed tax rate of 40%

---

Except to the extent payment is required to be delayed pursuant to Section 2(d) below, payment shall be made by the thirtieth (30th) day following the effective date of the Executive's termination of employment if such termination occurs after a Change in Control.

- (ii) To the extent available, Executive shall be entitled to continue coverage under the Company's group life plan for a period of twelve (12) months at Executive's pre-termination level of coverage.
  - (iii) Executive shall be entitled to twelve (12) months of additional credit for benefit accrual and contribution allocation purposes including credit for age, service and earnings pro rated over twelve (12) months under the Company's tax-qualified and non-qualified pension, savings or other retirement plans; provided that if applicable provisions of the Code prevent payment in respect of such credit under the Company's tax-qualified plans, such payments shall be made under the Company's non-qualified plans.
  - (iv) To the extent Executive is not already fully vested under the Company's tax-qualified and non-qualified retirement pension, savings and other retirement plans, Executive shall become 100% vested under such plans; provided that if applicable provisions of the Code prevent accelerated vesting under the Company's tax-qualified plans, an equivalent benefit shall be payable under the Company's non-qualified plans.
- (d) Notwithstanding the foregoing provisions of this Section 2 or any other provision in this Agreement to the contrary, if Executive is a "specified employee" within the meaning of Code Section 409A, then all payments under this Agreement shall be delayed for a period of six (6) months to the extent required by Section 409A.

3. **Definitions.** Except as otherwise provided under this Agreement, the following capitalized terms used within this Agreement shall have the meaning set forth below:

- (a) "Cause" means only (i) Executive's conviction of any crime (whether or not involving the Company) constituting a felony in the applicable jurisdiction; (ii) willful and material violation of the Company's policies, including, but not limited to those relating to sexual harassment and confidential information; (iii) willful misconduct in the performance of Executive's duties for the

---

Company; or (iv) willful and repeated failure or refusal to perform the Executive's material duties and responsibilities which is not remedied within ten (10) days after written demand from the Chief Executive Officer to remedy such failure or refusal.

(b) "Change in Control" means the first to occur of any of the following events:

- (i) any person or entity (excluding any person or entity affiliated with the Aditya Birla Group) is or becomes the beneficial owner, directly or indirectly through any parent entity of the Company or otherwise, of securities of the Company (not including in the securities beneficially owned by such person or entity any securities acquired directly from the Company or its affiliates, other than in connection with the acquisition by the Company or its affiliates of a business) representing 35% or more of either the then outstanding shares of common stock of the Company or the combined voting power of the Company's then outstanding securities; or
- (ii) the majority of the members of the Board of Directors of the Company is replaced during any 12-month period by directors whose appointment or election is not endorsed by a majority of the members of the Board prior to the date of the appointment or election; or
- (iii) the consummation of a merger or consolidation of the Company with any other entity not affiliated with the Aditya Birla Group, other than (a) a merger or consolidation which would result in the voting securities of the Company outstanding immediately prior to such merger or consolidation continuing to represent (either by remaining outstanding or by being converted into voting securities of the surviving entity or any parent thereof), in combination with the ownership of any trustee or other fiduciary holding securities under an employee benefit plan of the Company, 50% or more of the combined voting power of the voting securities of the Company or such surviving entity or any parent thereof outstanding immediately after such merger or consolidation, or (b) a merger or consolidation effected to implement a recapitalization of the Company (or similar transaction) in which no person or entity is or becomes the beneficial owner, directly or indirectly, of securities of the Company (not including in the securities beneficially owned by such person or entity any securities acquired directly from the Company or its affiliates, other than in connection with the acquisition by the Company or its affiliates of a business) representing 50% or more of either the then outstanding shares of common stock of the Company or the combined voting power of the Company's then outstanding securities; or

- 
- (iv) the stockholders of the Company approve a plan of complete liquidation or dissolution; or
  - (v) the sale or disposition of all or substantially all of the Company's assets, other than a sale or disposition by the Company of all or substantially all of its assets to a member of the Aditya Birla Group.

Notwithstanding the foregoing, no "Change in Control" shall be deemed to have occurred if there is consummated any transaction or series of integrated transactions immediately following which the record holders of the common stock of the Company immediately prior to such transaction or series of transactions continue to have substantially the same proportionate ownership in an entity which owns all or substantially all of the assets of the Company immediately following such transaction or series of transactions.

For purposes of this Section, "beneficial ownership" shall be determined in accordance with Rule 13d-3 under the Securities Exchange Act of 1934, as amended.

- (c) "Code" means the Internal Revenue Code of 1986, as amended. Any reference to a section of the Code shall include such section and any comparable section or sections of any future legislation that amends, supplements or supersedes such section.
- (d) "Disability" means Executive is permanently and totally disabled and unable to engage in any substantial gainful activity by reason of any medically determinable physical or mental impairment which can be expected to result in death or which has lasted or can be expected to last for a continuous period of twelve months.
- (e) "Good Reason" means any of the following if it shall occur without Executive's express written consent: (i) a material reduction in Executive's position, duties, reporting relationships, responsibilities, authority, or status with the Company; (ii) a material reduction in Executive's base salary and target short term and long term incentive opportunities in effect on the date hereof or as the same may be increased from time to time during the term of this Agreement; (iii) any requirement that Executive relocate more than fifty (50) miles from the area in which Executive regularly performs his or her duties for the Company, except for required travel by Executive on the Company's business to an extent substantially consistent with Executive's normal business travel obligations; or

---

(iv) any material failure of the Company to comply with its obligations under this Agreement. Executive must provide notice to the Company of the existence of any of the foregoing conditions within thirty (30) days of the initial existence of any such condition without being required to pay the amounts and other benefits contemplated by this Agreement.

- (f) "Retirement" means Executive's voluntary retirement on or after qualifying for early or normal retirement under the applicable Company pension plan in which such Executive participates.

4. Notice of Termination. Any termination of Executive's employment for any reason shall take effect pursuant to a written notice of termination to the other party. Such notice must set forth in reasonable detail the facts and circumstances claimed to provide a basis for termination of Executive's employment pursuant to this Agreement. No such purported termination of employment shall be effective without such written notice of termination conforming to the requirements of this Section.

5. No Obligation to Mitigate Damages; No Effect on Other Contractual Rights.

- (a) Executive shall not be required to mitigate damages or the amount of any payment provided for under this Agreement by seeking other employment or otherwise, nor shall the amount of any payment provided for under this Agreement be reduced by any compensation earned by Executive as the result of employment by another employer after Executive's termination of employment, or otherwise.
- (b) The provisions of this Agreement, and any payment provided for hereunder, shall not reduce any amounts otherwise payable, or in any way diminish Executive's existing rights, or rights which would accrue solely as a result of the passage of time, under any employee benefit plan or arrangement providing retirement benefits or health, life, disability or similar welfare benefits.

6. Successor to the Company.

- (a) The Company will require any successor or assign (whether direct or indirect, by purchase, merger, consolidation or otherwise) to all or substantially all of the business and/or assets of the Company to absolutely and unconditionally assume and agree to perform this Agreement in the same manner and to the same extent that the Company would be required to perform it if no such succession or assignment had taken place. Any failure of the Company to obtain such assumption and agreement prior to the effectiveness of any such succession or assignment shall entitle Executive to terminate Executive's employment for Good Reason.

- 
- (b) This Agreement shall inure to the benefit of and be enforceable by Executive's personal and legal representatives, executors, administrators, successors, heirs, distributees, devisees and legatees. If Executive should die while any amounts are still payable to him or her hereunder, all such amounts, unless otherwise provided herein, shall be paid in accordance with the terms of this Agreement to Executive's devisee, legatee, or other designee, or if there be no such designee, to Executive's estate. The services to be provided by Executive to the Company under this Agreement are personal and are not delegable or assignable.

7. Notice. Notices and all other communications provided for in the Agreement shall be in writing and shall be deemed to have been duly given when delivered or mailed by certified or registered mail, return receipt requested, postage prepaid, as follows:

If to the Company:

Novelis Inc.  
Attn: Senior Vice President, Chief People Officer  
3560 Lenox Rd.  
Suite 2000  
Atlanta, Georgia 30326

If to Executive, to the address of Executive on the books of the Company

Another address may be used if a party has furnished a different address to the other party in writing in accordance herewith, except that notices of change of address shall be effective only upon receipt.

8. Sole Agreement. This Agreement (together with any signed employment agreement) represents the entire agreement between the parties with respect to the matters contemplated herein. No agreements or representations, oral or otherwise, express or implied, with respect to the subject matter hereof have been made by either party which are not set forth expressly in this Agreement.

9. Validity. The invalidity or unenforceability of any provisions of this Agreement shall not affect the validity or enforceability of any other provision of this Agreement, which shall remain in full force and effect.

10. Counterparts. This Agreement may be executed in one or more counterparts, each of which shall be deemed to be an original but all of which together will constitute one and the same instrument.

11. Legal Fees and Expenses. The Company shall pay all legal fees and expenses which Executive reasonably may incur as a result of the Company's contesting the validity, enforceability or Executive's interpretation of, or determinations under, this Agreement except to the extent Executive's position is frivolous or carried out in bad faith.

---

12. Confidential Information. Executive agrees not to disclose during the term hereof or thereafter any of the Company's confidential or trade secret information, except as required by law. Executive recognizes that Executive shall be employed in a sensitive position in which, as a result of a relationship of trust and confidence, Executive will have access to trade secrets and other highly confidential and sensitive information.

Executive further recognizes that the knowledge and information acquired by Executive concerning the Company's materials regarding employer/employee contracts, customers, pricing schedules, advertising, manuals, systems, procedures and forms represent the most vital part of the Company's business and constitute by their very nature, trade secrets and confidential knowledge and information. Executive hereby stipulates and agrees that all such information and materials shall be considered trade secrets and confidential information. If it is at any time determined that any of the information or materials identified in this Section are, in whole or in part, not entitled to protection as trade secrets, they shall nevertheless be considered and treated as confidential information in the same manner as trade secrets, to the maximum extent permitted by law. Executive further agrees that all such trade secrets or other confidential information, and any copy, extract or summary thereof, whether originated or prepared by or for Executive or otherwise coming into Executive's knowledge, possession, custody, or control, shall be and remain the exclusive property of the Company.

13. Withholding. Taxes resulting from any benefits received under this Agreement are for the account of the Executive. The Company may withhold from any benefits payable under this Agreement all applicable taxes and other amounts as shall be required pursuant to any law or governmental regulation or ruling.

14. Non-Binding Arbitration; Claim Venue. Any claim or controversy arising out of or relating to this Agreement or any breach thereof shall be subject to non-binding arbitration before either party may seek any other legal recourse. Any such arbitration shall take place in Atlanta, Georgia, in accordance with the rules of the American Arbitration Association. Each party further submits to the exclusive jurisdiction of the Georgia state courts and the United States District Court for the Middle District of Georgia (Atlanta, Georgia) and irrevocably waives, to the fullest extent permitted by law, any objections that either party may now or hereafter have to the aforesaid venue, including without limitation any claim that any such proceeding brought in either such court has been brought in an inconvenient forum, provided however, this provision shall not limit the ability of either party to enforce the other provisions of this Section.

15. Code Section 409A. To the extent applicable, this Agreement shall be interpreted in accordance with Section 409A of the Code and the applicable U.S. Treasury regulations and other interpretative guidance issued there under, including without limitation any regulations or other guidance that may be issued after the effective date of this Agreement. For purposes of determining whether any payment made pursuant to this Agreement results in a "deferral of compensation" within the

---

meaning of Treasury Regulation §1.409A-1(b), the Company shall maximize the exemptions described in such section, as applicable. Notwithstanding any provision of the Agreement to the contrary, the Company may adopt such amendments to the Agreement or adopt other policies and procedures, or take any other actions that the Company determines is necessary or appropriate to exempt the Agreement from Section 409A and/or preserve the intended tax treatment of the benefits provided hereunder, or to comply with the requirements of Section 409A and related U.S. Treasury guidance. For purposes of conforming this Agreement to Section 409A of the Code, any reference to termination of employment, severance from service or similar terms shall be interpreted and construed to have the same meaning of “separation from service” as defined in Treasury Regulation §1.409A-1(h) (without giving effect to any elective provisions that may be available under such definition) and all payments and benefits under this Agreement that would constitute non-exempt deferred compensation for purposes of Section 409A of the Code and that would otherwise be payable hereunder by reason of Executive’s termination of employment, will not be payable to Executive unless the circumstances giving rise to such termination of employment constitute a Section 409A-compliant separation from service. If the preceding sentence prevents the payment or distribution of any amount or benefit, such payment or distribution shall be made on the date, if any, on which an event occurs that constitutes a Section 409A-compliant separation from service. If Executive is a specified employee (as defined in Treasury Regulation §1.409A-1(i)) upon separation from service, then payment of any Section 409A deferred compensation amount shall be delayed for a period of six months to the extent required by Section 409A and shall be paid in a lump sum on the first payroll payment date following expiration of such six month period. If Executive is entitled to be paid or reimbursed for any taxable expenses under this Agreement, and such payments or reimbursements are includible in Executive’s U.S. federal gross taxable income, the amount of such expenses reimbursable in any one taxable year of Executive shall not affect the amount reimbursable in any other taxable year, and the reimbursement of an eligible expense must be made no later than December 31 of the year after the year in which the expense was incurred. No right of Executive to reimbursement of expenses under this Agreement shall be subject to liquidation or exchange for another benefit.

16. Attachment. Except as required by law, the right to receive payments under this Agreement shall not be subject to anticipation, sale, encumbrance, charge, levy, or similar process or assignment by operation of law.

17. Waivers. Any waiver by a party or any breach of this Agreement by another party shall not be construed as a continuing waiver or as consent to any subsequent breach by the other party. Except as otherwise expressly set forth herein, no failure on the part of any party hereto to exercise and no delay in exercising any right, power or remedy hereunder shall operate as a waiver thereof, nor shall any single or partial exercise of any right, power or remedy hereunder preclude any other or further exercise thereof or the exercise of any other right, power or remedy.

18. Headings. The headings of the sections of this Agreement have been inserted for convenience of reference only and shall in no way restrict or modify any of the terms or provisions hereof.

19. Governing Law. This Agreement shall be governed and construed under the laws of the State of Georgia.



NOVELIS INC.

Name: Eric Drummond  
Senior Vice President and Chief Executive People Officer

Signature: \_\_\_\_\_

Date: \_\_\_\_\_

EXECUTIVE

Name: \_\_\_\_\_

Signature: \_\_\_\_\_

Date: \_\_\_\_\_

## List of Subsidiaries of Novelis Inc.

Name of Entity	Jurisdiction of Organization
Novelis Corporation	Texas, United States
Novelis de Mexico, S.A. de C.V.	Mexico
Novelis Brand LLC	Delaware, United States
Novelis PAE Corporation	Delaware, United States
Evermore Recycling LLC	Delaware, United States
Logan Aluminum Inc.	Delaware, United States
Novelis South America Holdings LLC	Delaware, United States
Aluminum Upstream Holdings LLC	Delaware, United States
MiniMRF LLC	Delaware, United States
Novelis Acquisitions LLC	Delaware, United States
Novelis North America Holdings Inc.	Delaware, United States
Novelis Delaware LLC	Delaware, United States
Eurofoil Inc. (USA)	New York, United States
Novelis AG	Switzerland
Novelis Switzerland S.A.	Switzerland
Novelis Italia SpA	Italy
Novelis Europe Holdings Limited	United Kingdom
Novelis UK Ltd.	United Kingdom
Novelis Services Limited	United Kingdom
Novelis Aluminium Holding Company	Ireland
Novelis Deutschland GmbH	Germany
Aluminium Norf GmbH	Germany
Novelis Aluminium Beteiligungs GmbH	Germany
Deutsche Aluminium Verpackung Recycling GmbH	Germany
Novelis Luxembourg S.A.	Luxembourg
Novelis Foil France S.A.S.	France
France Aluminium Recyclage S.A.	France
Novelis Laminés France S.A.S.	France
Novelis PAE S.A.S.	France
4260848 Canada Inc.	Canada
4260856 Canada Inc.	Canada
8018227 Canada Inc.	Canada
8018243 Canada Limited	Canada
Novelis Cast House Technology Ltd.	Ontario, Canada
Novelis No. 1 Limited Partnership	Quebec, Canada
Novelis Korea Limited	South Korea
Aluminium Company of Malaysia Berhad	Malaysia
Al Dotcom Sdn Berhad	Malaysia
Alcom Nikkei Specialty Coatings Sdn Berhad	Malaysia
Novelis do Brasil Ltda.	Brazil
Consórcio Candonga (unicoporated joint venture)	Brazil
Albrasilis — Alumínio do Brasil Indústria e Comércio Ltda.	Brazil
Novelis (India) Infotech Ltd.	India
Novelis Madeira, Unipessoal, Lda	Portugal

## Certification

I, Philip Martens, certify that:

1. I have reviewed this annual report on Form 10-K of Novelis Inc. (Novelis);
2. Based on my knowledge, this report does not contain any untrue statement of a material fact or omit to state a material fact necessary to make the statements made, in light of the circumstances under which such statements were made, not misleading with respect to the period covered by this report;
3. Based on my knowledge, the financial statements, and other financial information included in this report, fairly present in all material respects the financial condition, results of operations and cash flows of the registrant as of, and for, the periods presented in this report;
4. The registrant's other certifying officer(s) and I are responsible for establishing and maintaining disclosure controls and procedures (as defined in Exchange Act Rules 13a-15(e) and 15d-15(e)) and internal control over financial reporting (as defined in Exchange Act Rules 13a-15(f) and 15d-15(f)) for the registrant and have:
  - a) Designed such disclosure controls and procedures, or caused such disclosure controls and procedures to be designed under our supervision, to ensure that material information relating to the registrant, including its consolidated subsidiaries, is made known to us by others within those entities, particularly during the period in which this report is being prepared;
  - b) Designed such internal control over financial reporting, or caused such internal control over financial reporting to be designed under our supervision, to provide reasonable assurance regarding the reliability of financial reporting and the preparation of financial statements for external purposes in accordance with generally accepted accounting principles;
  - c) Evaluated the effectiveness of the registrant's disclosure controls and procedures and presented in this report our conclusions about the effectiveness of the disclosure controls and procedures, as of the end of the period covered by this report based on such evaluation; and
  - d) Disclosed in this report any change in the registrant's internal control over financial reporting that occurred during the registrant's most recent fiscal quarter that has materially affected, or is reasonably likely to materially affect, the registrant's internal control over financial reporting; and
5. The registrant's other certifying officer(s) and I have disclosed, based on our most recent evaluation of internal control over financial reporting, to the registrant's auditors and the Audit Committee of the registrant's board of directors (or persons performing the equivalent functions):
  - a) All significant deficiencies and material weaknesses in the design or operation of internal control over financial reporting which are reasonably likely to adversely affect the registrant's ability to record, process, summarize and report financial information; and
  - b) Any fraud, whether or not material, that involves management or other employees who have a significant role in the registrant's internal control over financial reporting.

/s/ Philip Martens

---

Philip Martens  
President and Chief Executive Officer  
(Principal Executive Officer)

Date: May 24, 2012

**Certification**

I, Steven Fisher, certify that:

1. I have reviewed this annual report on Form 10-K of Novelis Inc. (Novelis);
2. Based on my knowledge, this report does not contain any untrue statement of a material fact or omit to state a material fact necessary to make the statements made, in light of the circumstances under which such statements were made, not misleading with respect to the period covered by this report;
3. Based on my knowledge, the financial statements, and other financial information included in this report, fairly present in all material respects the financial condition, results of operations and cash flows of the registrant as of, and for, the periods presented in this report;
4. The registrant's other certifying officer(s) and I are responsible for establishing and maintaining disclosure controls and procedures (as defined in Exchange Act Rules 13a-15(e) and 15d-15(e)) and internal control over financial reporting (as defined in Exchange Act Rules 13a-15(f) and 15d-15(f)) for the registrant and have:
  - a) Designed such disclosure controls and procedures, or caused such disclosure controls and procedures to be designed under our supervision, to ensure that material information relating to the registrant, including its consolidated subsidiaries, is made known to us by others within those entities, particularly during the period in which this report is being prepared;
  - b) Designed such internal control over financial reporting, or caused such internal control over financial reporting to be designed under our supervision, to provide reasonable assurance regarding the reliability of financial reporting and the preparation of financial statements for external purposes in accordance with generally accepted accounting principles;
  - c) Evaluated the effectiveness of the registrant's disclosure controls and procedures and presented in this report our conclusions about the effectiveness of the disclosure controls and procedures, as of the end of the period covered by this report based on such evaluation; and
  - d) Disclosed in this report any change in the registrant's internal control over financial reporting that occurred during the registrant's most recent fiscal quarter that has materially affected, or is reasonably likely to materially affect, the registrant's internal control over financial reporting; and
5. The registrant's other certifying officer(s) and I have disclosed, based on our most recent evaluation of internal control over financial reporting, to the registrant's auditors and the Audit Committee of the registrant's board of directors (or persons performing the equivalent functions):
  - a) All significant deficiencies and material weaknesses in the design or operation of internal control over financial reporting which are reasonably likely to adversely affect the registrant's ability to record, process, summarize and report financial information; and
  - b) Any fraud, whether or not material, that involves management or other employees who have a significant role in the registrant's internal control over financial reporting.

/s/ Steven Fisher

\_\_\_\_\_  
 Steven Fisher  
 Chief Financial Officer  
 (Principal Financial Officer)

Date: May 24, 2012

**Certification**  
**Pursuant to 18 U.S.C. Section 1350**  
**as Adopted Pursuant to**  
**Section 906 of the Sarbanes-Oxley Act of 2002**

Pursuant to 18 U.S.C. Section 1350, the undersigned officer of Novelis Inc. (Novelis), hereby certifies that Novelis' Annual Report on Form 10-K for the year ended March 31, 2012 (Report) fully complies with the requirements of Section 13(a) or Section 15(d), as applicable, of the Securities Exchange Act of 1934, as amended, and that the information contained in the Report fairly presents, in all material respects, the financial condition and results of operations of Novelis.

/s/ Philip Martens

---

Philip Martens  
President and Chief Executive Officer  
(Principal Executive Officer)

Date: May 24, 2012

The foregoing certification is being furnished solely pursuant to 18 U.S.C. Section 1350 and is not being filed as part of this report.

**Certification**  
**Pursuant to 18 U.S.C. Section 1350**  
**as Adopted Pursuant to**  
**Section 906 of the Sarbanes-Oxley Act of 2002**

Pursuant to 18 U.S.C. Section 1350, the undersigned officer of Novelis Inc. (Novelis), hereby certifies that Novelis' Annual Report on Form 10-K for the year ended March 31, 2012 (Report) fully complies with the requirements of Section 13(a) or Section 15(d), as applicable, of the Securities Exchange Act of 1934, as amended, and that the information contained in the Report fairly presents, in all material respects, the financial condition and results of operations of Novelis.

/s/ Steven Fisher

\_\_\_\_\_  
Steven Fisher  
Chief Financial Officer  
(Principal Financial Officer)

Date: May 24, 2012

The foregoing certification is being furnished solely pursuant to 18 U.S.C. Section 1350 and is not being filed as part of this report.